COMMONWEALTH OF VIRGINIA
DEPARTMENT OF AIR POLLUTION CONTROL
SOURCE INSPECTION REPORT FORM

I. GENERAL INFORMATION

SOURCE NAME DOMINION TERMINAL REGISTRATION NO. 60997

LOCATION TERMINAL BLVD NPN INSPECTION DATE 061996

COUNTY NO. 700 PLANT ID 00074 SOURCE TYPE COAL TERMINAL

SOURCE CLASS (CIRCLE ALL APPLICABLE CLASSES) A1 (A2) B NSPS PSD NESHAP TOXIC

SOURCE CONTACT FRANK FALCON WEATHER CONDITIONS FAIR/HOT

TYPE OF INSPECTION

☑ SCHEDULED INSPECTION ☐ PERMIT COMPLETION

☐ FOLLOW-UP INSPECTION ☐ COMPLAINT INVESTIGATION

☐ OTHER (EXPLAIN) _____ ANNOUNCED INSPECTION (CIRCLE ONE) YES (NO)

INSPECTION LEVEL PERFORMED (CIRCLE ONE) 0 1 (2) 3 4 COMPLIANCE CODE 3

VEE PERFORMED (CIRCLE ONE) YES (NO) INDICATES COMPLIANCE (CIRCLE ONE) YES NO

OPERATING RATE STATIC COAL

INSPECTOR J.E. STEWART STAFF CODE 739

CODING INFORMATION FOR COMPLIANCE STATUS

0 - UNKNOWN
1 - IN VIOLATION - NO SCHEDULE
2 - IN COMPLIANCE BY SOURCE TEST
3 - IN COMPLIANCE BY INSPECTION
4 - IN COMPLIANCE BY CERTIFICATION
5 - IN VIOLATION, MEETING SCHEDULE
6 - IN VIOLATION, NOT MEETING SCHEDULE
7 - IN VIOLATION, UNKNOWN WITH RESPECT TO SCHEDULE
8 - NO APPLICABLE STATE REGULATIONS
9 - IN COMPLIANCE, CLOSED

---

II. INSPECTION SUMMARY

Were actual or potential compliance problems identified during this inspection? YES ____ NO ✓ (If yes explain in comments section.)

Complaints: Are compliance problems indicated? YES ____ NO ✓ (If yes, explain in the comment section.)

Does source experience excessive malfunctions? YES ____ NO ✓ If yes, describe: _____

Has any enforcement action been initiated during the past two years?
YES ____ NO ✓

Is inspection needed due to on-going or recently completed enforcement?
YES ____ NO ✓

II. INSPECTION SUMMARY (CONTINUED) 

Is there an on-going compliance problem? YES ____ NO ✓ If yes, describe:

Are there compliance problems involving more than one control or process system?
YES ____ NO ____ N/A

Are all compliance problems indicated above minor? YES ____ NO N/A

If yes, are all compliance problems identified above now resolved?
YES ____ NO ____ N/A

Is a follow-up inspection needed? YES ____ NO ✓

Rate control equipment/process vulnerability to upset:
Very High ____ High ____ Average ✓ Low ____

Rate O & M practices at the site:
Very High ____ High ____ Average ✓ Low ____

Rank the source from 1 (lowest priority) to 4 (highest priority) for an inspection next year based on your overall evaluation of the source: 4

III. INSPECTION COMMENTS: No activity was taken place in the yard during this inspection. Mini controls computer was observed in action. Has been installed with correct s/w ware for freeze conditions and was operating properly. Graphics need improvements. Ken 6/18/96 data off on office computer and will set up data for graphics training to improve control results. Ed present system is relying on "KD" for cycle control. Better they check graphics on hour and

ADDITIONAL COMMENTS? YES ___ (See Page(s) ____ ) NO ___

INSPECTOR'S SIGNATURE _____ DATE: ___ /___ /___

SUPERVISOR'S COMMENTS: _____

SUPERVISOR'S SIGNATURE _____ DATE: ___ /___ /___

III. INSPECTION COMMENTS (CONTINUED) PAGE 3

SOURCE NAME: Dominion Terminal REGISTRATION NO 60997

LOCATION: Terminal Blvd Lyn INSPECTION DATE 06/19/96

COMMENTS (CONTINUED): cycle on projected data. HAPEN training is accomplished date of data used will be attached to this inspection.

Tour of ground storage area disclosed no potential or visual emission sources. Housekeeping moderate to good. Cleaning of several areas were in process with sample wet down to preclude emissions.

INSPECTOR'S SIGNATURE [signature] DATE: 06/20/96

SUPERVISOR'S SIGNATURE [signature] DATE: 6/24/96

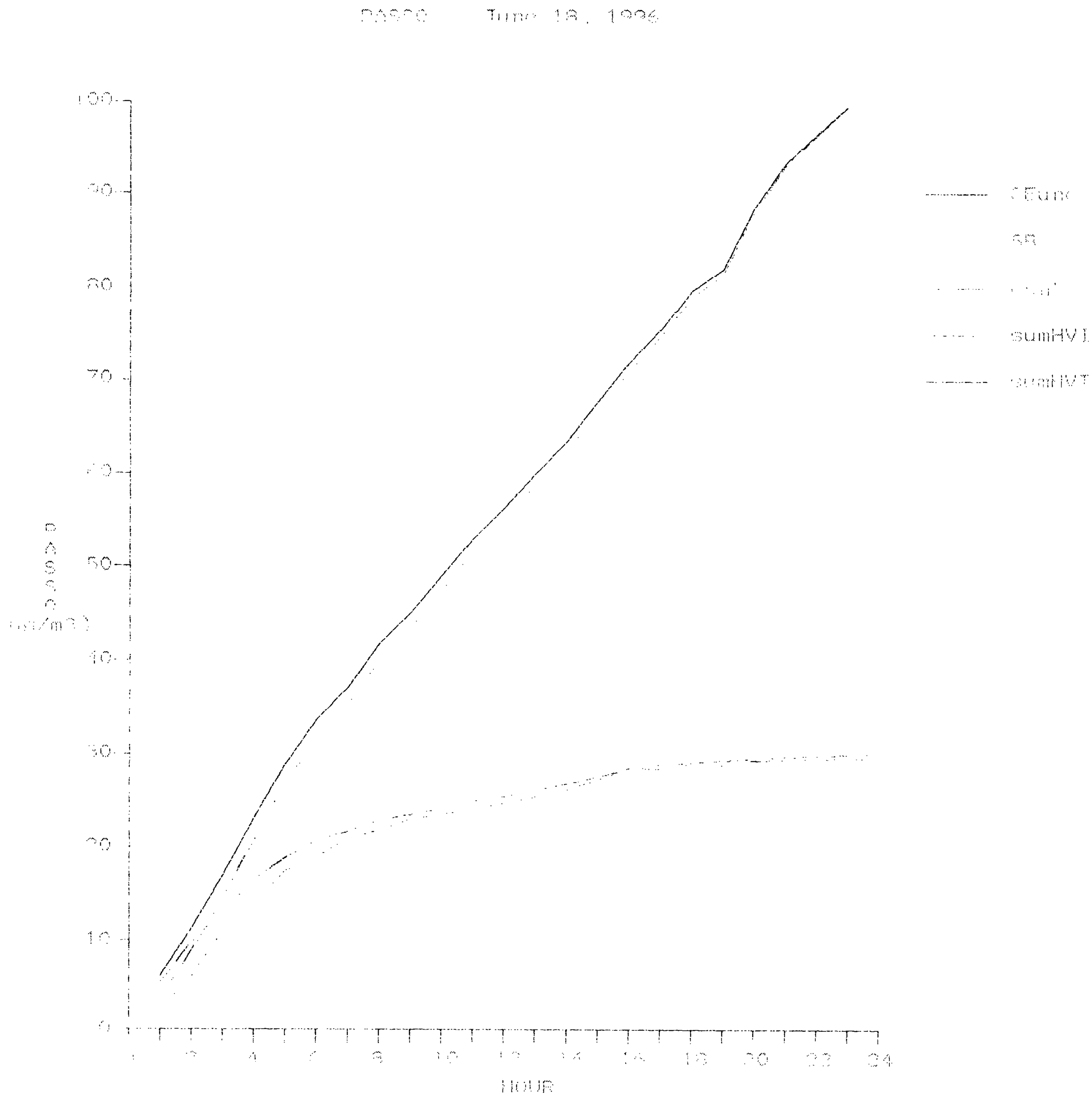
DASCO June 18, 1996
100
90
80
70
60
50
40
30
20
10
0
DOSE (mR/mO)
1
2
4
6
8
10
12
14
16
18
20
22
24
HOUR
sumHVI
sumHVT

DOMINION TERMINAL ASSOCIATES June 18, 1996

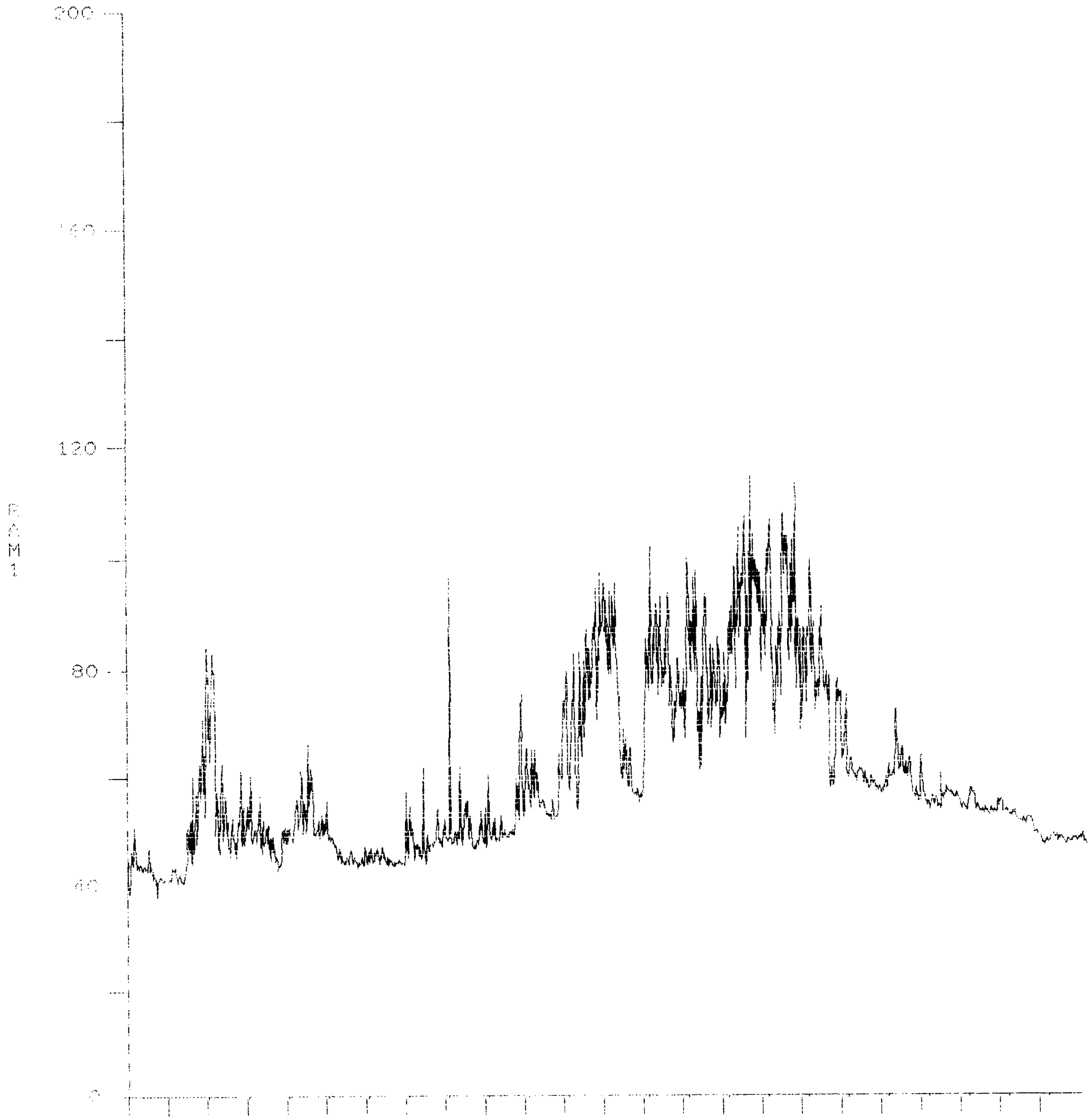

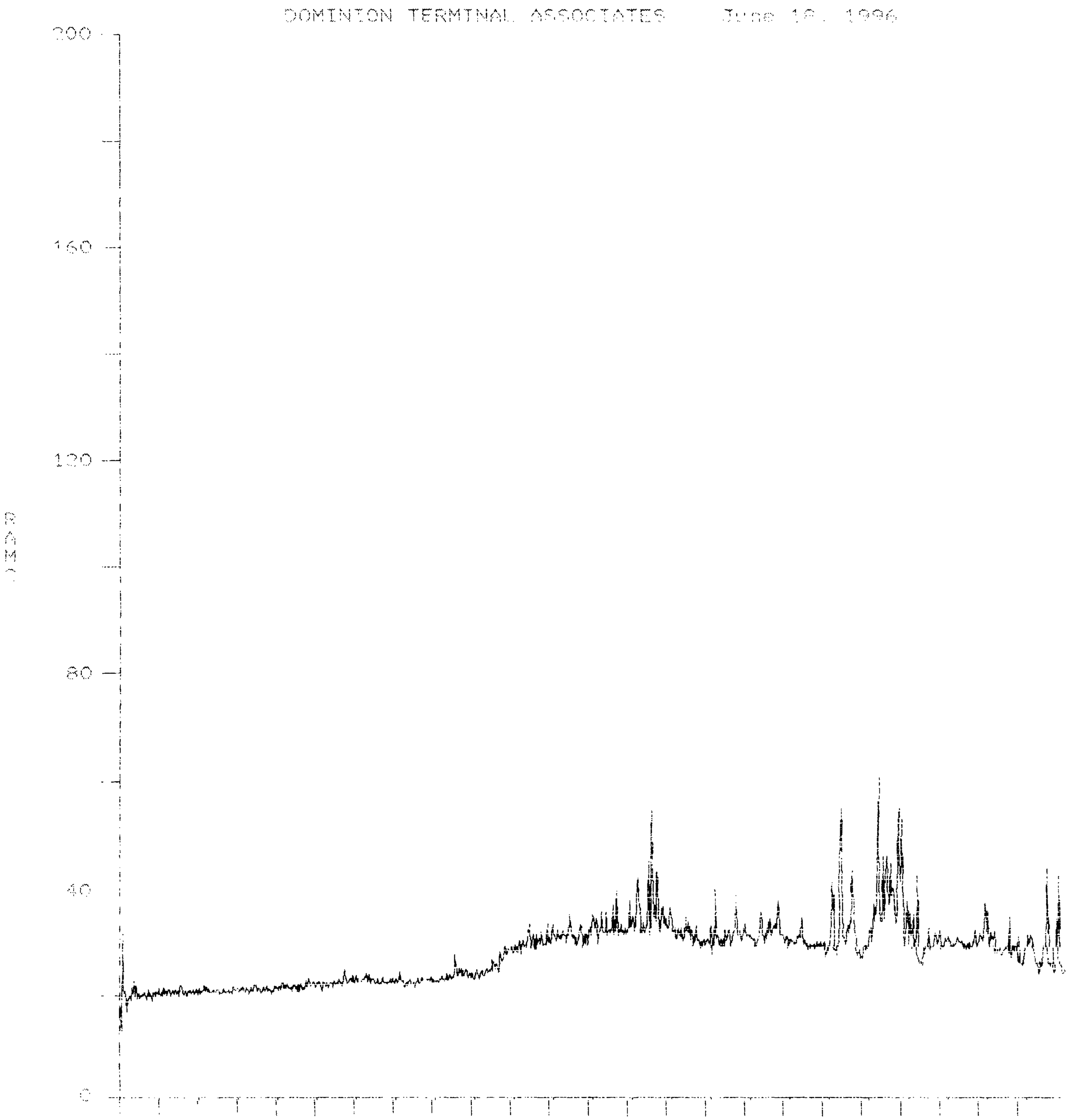
DOMINION TERMINAL ASSOCIATES June 18, 1996
200
160
120
80
40
0
DMGR

HOUR

DOMINION TERMINAL ASSOCIATES June 18, 1996

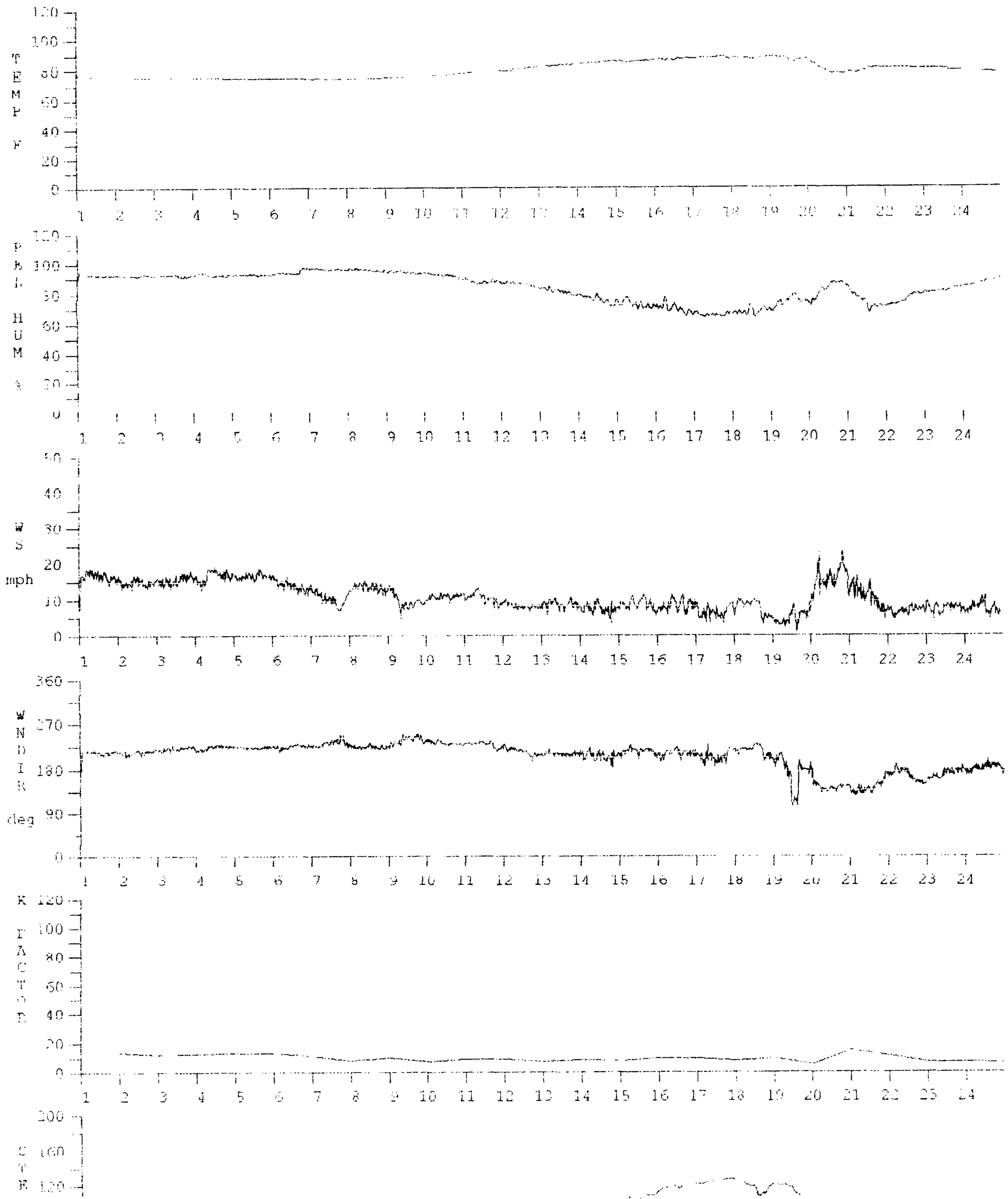




K-FACTOR (COAL EMIT) DAILY REPORT

THIS REPORT FOR : 06/18/1996

| HR | K | KD | C1 | STM | RBC | IR | HR3 | SUMIR | FR | FRF | KT | HVI | sumHVI | HVT | TEMP | RH | WD | WDSP | #Cc | sumHVIc |
|---|---|---|---|---|---|---|---|---|---|---|---|---|---|---|---|---|---|---|---|---|
| 1 | 13.42 | 13.42 | 1 | 1 | 1 | 0.00 | 0.0 | 0.000 | 1.00 | 1.00 | 322.08 | 5.20 | 5.20 | 76.46 | 76 | 93 | 214 | 17 | 1.0 | 2.16 |
| 2 | 11.92 | 11.92 | 0 | | 1 | 0.00 | 0.0 | 0.000 | 1.00 | 1.00 | 287.52 | 9.81 | 9.81 | 76.52 | 76 | 92 | 214 | 15 | 1.0 | 5.91 |
| 3 | 12.53 | 12.53 | 1 | 1 | 2 | 0.00 | 0.0 | 0.000 | 1.00 | 1.00 | 301.04 | 3.17 | 12.98 | 53.44 | 76 | 92 | 221 | 16 | 2.0 | 11.05 |
| 4 | 13.27 | 13.27 | 0 | | 2 | 0.00 | 0.0 | 0.000 | 1.00 | 1.00 | 316.59 | 6.72 | 16.53 | 54.85 | 75 | 92 | 224 | 17 | 2.0 | 13.89 |
| 5 | 13.01 | 13.01 | 1 | 1 | 3 | 0.00 | 0.0 | 0.000 | 1.00 | 1.00 | 315.35 | 2.25 | 18.78 | 41.69 | 75 | 92 | 223 | 17 | 3.0 | 17.43 |
| 6 | 10.83 | 10.83 | 0 | | 3 | 0.00 | 0.0 | 0.000 | 1.00 | 1.00 | 270.09 | 4.19 | 20.73 | 42.42 | 75 | 94 | 225 | 14 | 3.0 | 19.00 |
| 7 | 7.82 | 7.82 | 1 | 1 | 4 | 0.00 | 0.0 | 0.000 | 1.00 | 1.00 | 215.95 | 0.88 | 21.61 | 34.79 | 75 | 96 | 231 | 10 | 4.0 | 20.89 |
| 8 | 10.18 | 10.18 | 0 | | 4 | 0.00 | 0.0 | 0.000 | 1.00 | 1.00 | 256.12 | 2.09 | 23.80 | 35.22 | 75 | 95 | 224 | 13 | 4.0 | 21.76 |
| 9 | 7.49 | 7.49 | 1 | 1 | 5 | 0.00 | 0.0 | 0.000 | 1.00 | 1.00 | 212.98 | 0.56 | 23.36 | 30.86 | 76 | 94 | 236 | 9 | 5.0 | 22.87 |
| 10 | 8.80 | 8.80 | 0 | | 5 | 0.00 | 0.0 | 0.000 | 1.00 | 1.00 | 232.70 | 1.04 | 24.04 | 31.10 | 77 | 92 | 232 | 11 | 5.0 | 23.38 |
| 11 | 8.88 | 8.88 | 0 | | 5 | 0.00 | 0.0 | 0.000 | 1.00 | 1.00 | 233.78 | 1.95 | 24.73 | 31.34 | 79 | 88 | 229 | 10 | 5.0 | 24.00 |
| 12 | 7.32 | 7.32 | 0 | | 5 | 0.00 | 0.0 | 0.000 | 1.00 | 1.00 | 213.49 | 2.55 | 25.36 | 31.54 | 81 | 86 | 214 | 8 | 5.0 | 24.59 |
| 13 | 8.22 | 8.22 | 0 | | 5 | 0.00 | 0.0 | 0.000 | 1.00 | 1.00 | 224.29 | 3.25 | 26.06 | 31.77 | 83 | 82 | 210 | 8 | 5.0 | 25.34 |
| 14 | 7.72 | 7.72 | 0 | | 5 | 0.00 | 0.0 | 0.000 | 1.00 | 1.00 | 218.81 | 3.93 | 26.73 | 32.00 | 85 | 76 | 207 | 7 | 5.0 | 26.15 |
| 15 | 9.50 | 9.50 | 0 | | 5 | 0.00 | 0.0 | 0.000 | 1.00 | 1.00 | 236.62 | 4.78 | 27.59 | 32.20 | 85 | 73 | 215 | 9 | 5.0 | 27.26 |
| 16 | 9.40 | 9.40 | 0 | | 5 | 0.00 | 0.0 | 0.000 | 1.00 | 1.00 | 235.75 | 5.64 | 28.45 | 32.58 | 86 | 70 | 211 | 8 | 5.0 | 28.51 |
| 17 | 7.96 | 7.96 | 0 | 4 | 8 | 0.00 | 0.0 | 0.023 | 0.30 | 1.00 | 224.20 | 0.43 | 28.88 | 31.20 | 88 | 66 | 206 | 6 | 8.0 | 28.47 |
| 18 | 9.16 | 9.16 | 1 | 1 | 9 | 0.00 | 1.0 | 0.023 | 0.31 | 1.00 | 232.62 | 0.32 | 29.20 | 30.45 | 87 | 68 | 218 | 8 | 9.0 | 28.91 |
| 19 | 5.09 | 5.09 | 0 | | 9 | 0.00 | 2.0 | 0.023 | 0.56 | 1.00 | 208.21 | 0.31 | 29.38 | 30.52 | 87 | 74 | 169 | 5 | 9.0 | 28.91 |
| 20 | 14.43 | 14.43 | 2 | 3 | 11 | 0.00 | 3.0 | 0.023 | 0.68 | 1.00 | 254.90 | 0.22 | 29.60 | 29.82 | 80 | 83 | 143 | 16 | 9.0 | 28.91 |
| 21 | 10.97 | 10.97 | 0 | | 11 | 0.00 | 4.0 | 0.023 | 0.75 | 1.00 | 241.04 | 0.41 | 29.79 | 29.93 | 80 | 74 | 141 | 11 | 9.0 | 28.91 |
| 22 | 6.09 | 6.09 | 0 | | 11 | 0.00 | 5.0 | 0.023 | 0.79 | 1.00 | 208.80 | 0.22 | 29.92 | 30.01 | 81 | 76 | 165 | 7 | 9.0 | 28.91 |
| 23 | 6.88 | 6.88 | 0 | | 11 | 0.00 | 6.0 | 0.023 | 0.82 | 1.00 | 228.79 | 0.66 | 30.05 | 30.09 | 80 | 82 | 170 | 7 | 9.0 | 28.91 |
| 24 | 6.38 | 6.38 | 0 | | 11 | 0.00 | 7.0 | 0.023 | 0.85 | 1.00 | 228.29 | 0.79 | 30.18 | 30.18 | 79 | 87 | 181 | 7 | 9.0 | 28.91 |

Total emmission for 1996 : 5092.01

Percent Effenciecy : 70.5009

960618 01:00 REQUIRED RBCs: 1 ACTUAL RBCs: 1

960618 01:00 PLC Contacted: KD =13.4  RequiredCycles = 0

960619 02:00 REQUIRED RBCs: 0 ACTUAL RBCs: 0

960618 02:00 PLC Contacted: KD =11.9  RequiredCycles = 1

960618 03:00 REQUIRED RBCs: 1 ACTUAL RBCs: 1

960618 03:00 PLC Contacted: KD =12.5  RequiredCycles = 0

960618 03:59 REQUIRED RBCs: 0 ACTUAL RBCs: 0

960618 03:59 PLC Contacted: KD =13.3  RequiredCycles = 1

960618 05:00 REQUIRED RBCs: 1 ACTUAL RBCs: 1

960618 05:00 PLC Contacted: KD =13.2  RequiredCycles = 0

960619 05:59 REQUIRED RBCs: 0 ACTUAL RBCs: 0

960618 05:59 PLC Contacted: KD =10.8  RequiredCycles = 1

960618 07:00 REQUIRED RBCs: 1 ACTUAL RBCs: 1

960618 07:00 PLC Contacted: KD =7.8  RequiredCycles = 0

960618 08:00 REQUIRED RBCs: 0 ACTUAL RBCs: 0

960618 08:00 PLC Contacted: KD =10.2  RequiredCycles = 1

960618 08:08Depressed eye  0700 hr. to fix valve. M.E.

960618 09:00 REQUIRED RBCs: 1 ACTUAL RBCs: 1

960619 09:00 PLC Contacted: KD =7.5  RequiredCycles = 0

960618 10:00 REQUIRED RBCs: 0 ACTUAL RBCs: 0

960618 11:00 REQUIRED RBCs: 0 ACTUAL RBCs: 0

960618 12:00 REQUIRED RBCs: 0 ACTUAL RBCs: 0

960618 13:00 REQUIRED RBCs: 0 ACTUAL RBCs: 0

960618 13:59 REQUIRED RBCs: 0 ACTUAL RBCs: 0

960618 15:00 REQUIRED RBCs: 0 ACTUAL RBCs: 0

960618 16:00 REQUIRED RBCs: 0 ACTUAL RBCs: 1

960618 17:00 REQUIRED RBCs: 0 ACTUAL RBCs: 2

960618 18:00 REQUIRED RBCs: 0 ACTUAL RBCs: 1

960618 19:00 REQUIRED RBCs: 0 ACTUAL RBCs: 0

960618 20:00 REQUIRED RBCs: 0 ACTUAL RBCs: 2

960618 21:00 REQUIRED RBCs: 0 ACTUAL RBCs: 0

960618 22:00 REQUIRED RBCs: 0 ACTUAL RBCs: 0

960618 23:00 REQUIRED RBCs: 0 ACTUAL RBCs: 0

960619 00:00 REQUIRED RBCs: 0 ACTUAL RBCs: 0

* DATE 06/18/96

DOMINION (DATA RUN FOR GRAPHICS)

KT 322.08 EFF.------> 9.010248

Sb 0.4301089

SI 0.3874472

CEunc 138.52947 EIR BF. 0.0000 HRS 0.00

%EFF/C 0.0991882 FIR BF 0.0000 FHRS BF = HRS

Sp 0.3584540 EKF BF 0.00 KT BF 0.00

| B.F. | K N/A | KD N/A | Ci N/A | ECi N/A | | KT 0.00 | EK/seq N/A | IR N/A | EIR 0.000 | HRS 0 | Fr 0.00 | Tf – | FIR 0.00 | EKF 0.00 | FHRS 0.00 | Ffr 0.0000 | SL N/A | HVi N/A | EHVi N/A | HVT N/A | Kc | HviC | PASS-O EHviC | #Cc | T' | CT-C' | EK/seqC |
|---|---|---|---|---|---|---|---|---|---|---|---|---|---|---|---|---|---|---|---|---|---|---|---|---|---|---|---|
| 1 | 13.42 | 13.42 | 1 | | 1 | 322.08 | 13.42 | 0.00 | 0.000 | 0 | 1.00 | 40 | 0.00 | 0.00 | 0.00 | 1.0000 | 0.3874472 | 5.20 | 5.20 | 112.69 | 0 | 0.00 | 0.00 | 0 | 0 | 0.00 | 0.00 |
| 2 | | 13.42 | 0 | | 1 | 322.08 | 26.84 | 0.00 | 0.000 | 0 | 1.00 | 40 | 0.00 | 0.00 | 0.00 | 1.0000 | 0.2898425 | 7.78 | 7.78 | 84.53 | 0 | 0.00 | 0.00 | 0 | 0 | 0.00 | 0.00 |
| 3 | | 13.42 | 0 | | 1 | 322.08 | 40.26 | 0.00 | 0.000 | 0 | 1.00 | 40 | 0.00 | 0.00 | 0.00 | 1.0000 | 0.2978086 | 11.99 | 11.99 | 87.10 | 0 | 0.00 | 0.00 | 0 | 0 | 0.00 | 0.00 |
| 4 | | 13.42 | 0 | | 1 | 322.08 | 53.68 | 0.00 | 0.000 | 0 | 1.00 | 40 | 0.00 | 0.00 | 0.00 | 1.0000 | 0.3053222 | 16.39 | 16.39 | 89.56 | 0 | 0.00 | 0.00 | 0 | 0 | 0.00 | 0.00 |
| 5 | | 13.42 | 0 | | 1 | 322.08 | 67.10 | 0.00 | 0.000 | 0 | 1.00 | 40 | 0.00 | 0.00 | 0.00 | 1.0000 | 0.3124091 | 20.96 | 20.96 | 91.93 | 0 | 0.00 | 0.00 | 0 | 0 | 0.00 | 0.00 |
| 6 | | 13.42 | 0 | | 1 | 322.08 | 80.52 | 0.00 | 0.000 | 0 | 1.00 | 40 | 0.00 | 0.00 | 0.00 | 1.0000 | 0.3190936 | 25.69 | 25.69 | 94.22 | 0 | 0.00 | 0.00 | 0 | 0 | 0.00 | 0.00 |
| 7 | | 13.42 | 0 | | 1 | 322.08 | 93.94 | 0.00 | 0.000 | 0 | 1.00 | 40 | 0.00 | 0.00 | 0.00 | 1.0000 | 0.3253984 | 30.57 | 30.57 | 96.42 | 0 | 0.00 | 0.00 | 0 | 0 | 0.00 | 0.00 |
| 8 | | 13.42 | 0 | | 1 | 322.08 | 107.36 | 0.00 | 0.000 | 0 | 1.00 | 40 | 0.00 | 0.00 | 0.00 | 1.0000 | 0.3313451 | 35.57 | 35.57 | 98.54 | 0 | 0.00 | 0.00 | 0 | 0 | 0.00 | 0.00 |
| 9 | | 13.42 | 0 | | 1 | 322.08 | 120.78 | 0.00 | 0.000 | 0 | 1.00 | 40 | 0.00 | 0.00 | 0.00 | 1.0000 | 0.3369541 | 40.70 | 40.70 | 100.59 | 0 | 0.00 | 0.00 | 0 | 0 | 0.00 | 0.00 |
| 10 | | 13.42 | 0 | | 1 | 322.08 | 134.20 | 0.00 | 0.000 | 0 | 1.00 | 40 | 0.00 | 0.00 | 0.00 | 1.0000 | 0.3422446 | 45.93 | 45.93 | 102.58 | 0 | 0.00 | 0.00 | 0 | 0 | 0.00 | 0.00 |
| 11 | | 13.42 | 0 | | 1 | 322.08 | 147.62 | 0.00 | 0.000 | 0 | 1.00 | 40 | 0.00 | 0.00 | 0.00 | 1.0000 | 0.3472346 | 51.26 | 51.26 | 104.51 | 0 | 0.00 | 0.00 | 0 | 0 | 0.00 | 0.00 |
| 12 | | 13.42 | 0 | | 1 | 322.08 | 161.04 | 0.00 | 0.000 | 0 | 1.00 | 40 | 0.00 | 0.00 | 0.00 | 1.0000 | 0.3519412 | 56.68 | 56.68 | 106.39 | 0 | 0.00 | 0.00 | 0 | 0 | 0.00 | 0.00 |
| 13 | | 13.42 | 0 | | 1 | 322.08 | 174.46 | 0.00 | 0.000 | 0 | 1.00 | 40 | 0.00 | 0.00 | 0.00 | 1.0000 | 0.3563806 | 62.17 | 62.17 | 108.22 | 0 | 0.00 | 0.00 | 0 | 0 | 0.00 | 0.00 |
| 14 | | 13.42 | 0 | | 1 | 322.08 | 187.88 | 0.00 | 0.000 | 0 | 1.00 | 40 | 0.00 | 0.00 | 0.00 | 1.0000 | 0.3605678 | 67.74 | 67.74 | 110.00 | 0 | 0.00 | 0.00 | 0 | 0 | 0.00 | 0.00 |
| 15 | | 13.42 | 0 | | 1 | 322.08 | 201.30 | 0.00 | 0.000 | 0 | 1.00 | 40 | 0.00 | 0.00 | 0.00 | 1.0000 | 0.3645172 | 73.38 | 73.38 | 111.73 | 0 | 0.00 | 0.00 | 0 | 0 | 0.00 | 0.00 |
| 16 | | 13.42 | 0 | | 1 | 322.08 | 214.72 | 0.00 | 0.000 | 0 | 1.00 | 40 | 0.00 | 0.00 | 0.00 | 1.0000 | 0.3682423 | 79.07 | 79.07 | 113.43 | 0 | 0.00 | 0.00 | 0 | 0 | 0.00 | 0.00 |
| 17 | | 13.42 | 0 | | 1 | 322.08 | 228.14 | 0.00 | 0.000 | 0 | 1.00 | 40 | 0.00 | 0.00 | 0.00 | 1.0000 | 0.3717558 | 84.81 | 84.81 | 115.10 | 0 | 0.00 | 0.00 | 0 | 0 | 0.00 | 0.00 |
| 18 | | 13.42 | 0 | | 1 | 322.08 | 241.56 | 0.00 | 0.000 | 0 | 1.00 | 40 | 0.00 | 0.00 | 0.00 | 1.0000 | 0.3750698 | 90.60 | 90.60 | 116.74 | 0 | 0.00 | 0.00 | 0 | 0 | 0.00 | 0.00 |
| 19 | | 13.42 | 0 | | 1 | 322.08 | 254.98 | 0.00 | 0.000 | 0 | 1.00 | 40 | 0.00 | 0.00 | 0.00 | 1.0000 | 0.3781956 | 96.43 | 96.43 | 118.34 | 0 | 0.00 | 0.00 | 0 | 0 | 0.00 | 0.00 |
| 20 | | 13.42 | 0 | | 1 | 322.08 | 268.40 | 0.00 | 0.000 | 0 | 1.00 | 40 | 0.00 | 0.00 | 0.00 | 1.0000 | 0.3811439 | 102.30 | 102.30 | 119.92 | 0 | 0.00 | 0.00 | 0 | 0 | 0.00 | 0.00 |
| 21 | | 13.42 | 0 | | 1 | 322.08 | 281.82 | 0.00 | 0.000 | 0 | 1.00 | 40 | 0.00 | 0.00 | 0.00 | 1.0000 | 0.3839247 | 108.20 | 108.20 | 121.48 | 0 | 0.00 | 0.00 | 0 | 0 | 0.00 | 0.00 |
| 22 | | 13.42 | 0 | | 1 | 322.08 | 295.24 | 0.00 | 0.000 | 0 | 1.00 | 40 | 0.00 | 0.00 | 0.00 | 1.0000 | 0.3865476 | 114.12 | 114.12 | 123.02 | 0 | 0.00 | 0.00 | 0 | 0 | 0.00 | 0.00 |
| 23 | | 13.42 | 0 | | 1 | 322.08 | 308.66 | 0.00 | 0.000 | 0 | 1.00 | 40 | 0.00 | 0.00 | 0.00 | 1.0000 | 0.3890216 | 120.08 | 120.08 | 124.54 | 0 | 0.00 | 0.00 | 0 | 0 | 0.00 | 0.00 |
| 24 | | 13.42 | 0 | | 1 | 322.08 | 322.08 | 0.00 | 0.000 | 0 | 1.00 | 40 | 0.00 | 0.00 | 0.00 | 1.0000 | 0.3913550 | 126.05 | 126.05 | 126.05 | 0 | 0.00 | 0.00 | 0 | 0 | 0.00 | 0.00 |

Hour 1. K was added on the hour and the subsequent graph was obtained for study/action.

# DOMINION 06/18/96

HOUR 1

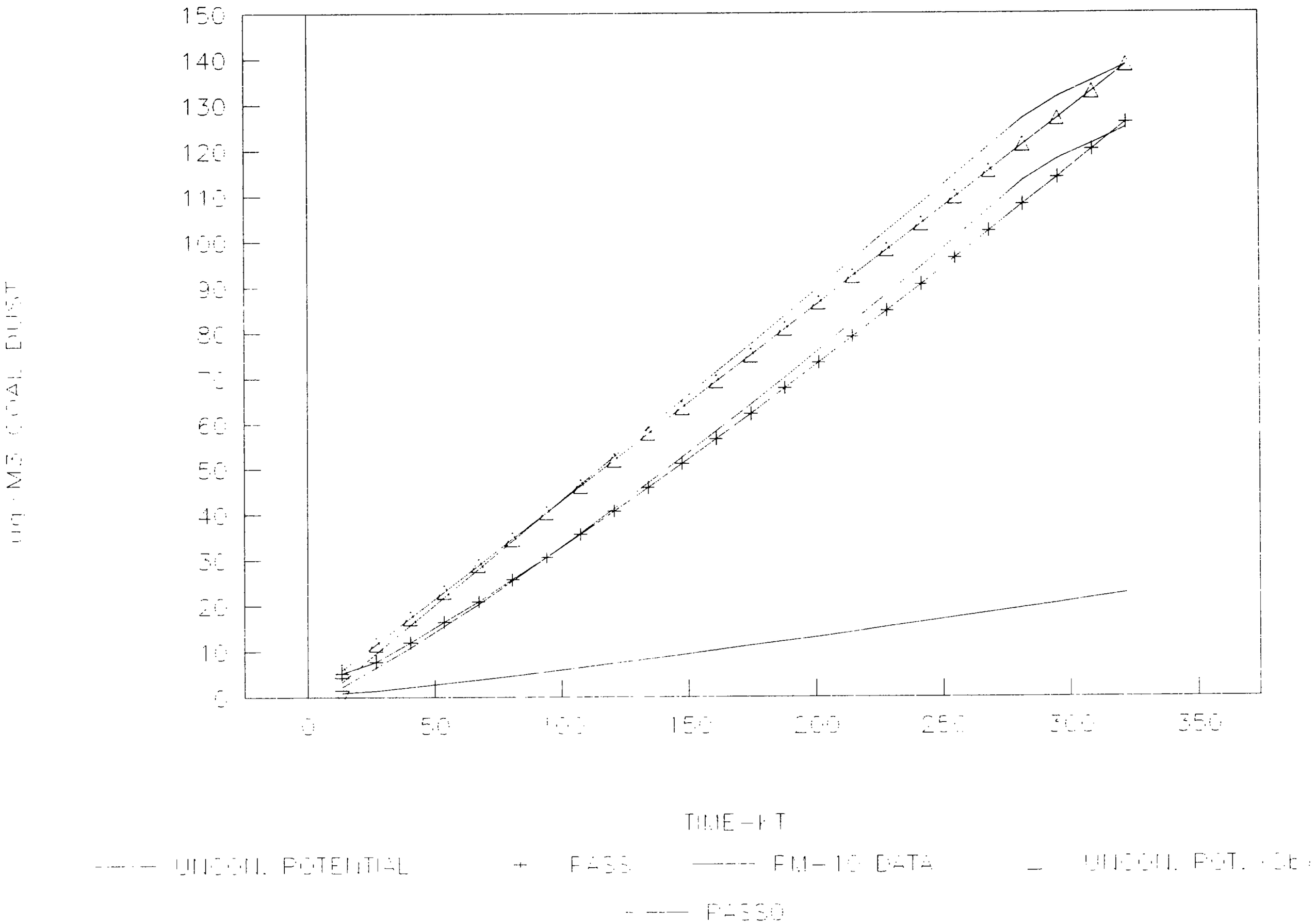

# DOMINION 06/18/96

HOUR 2

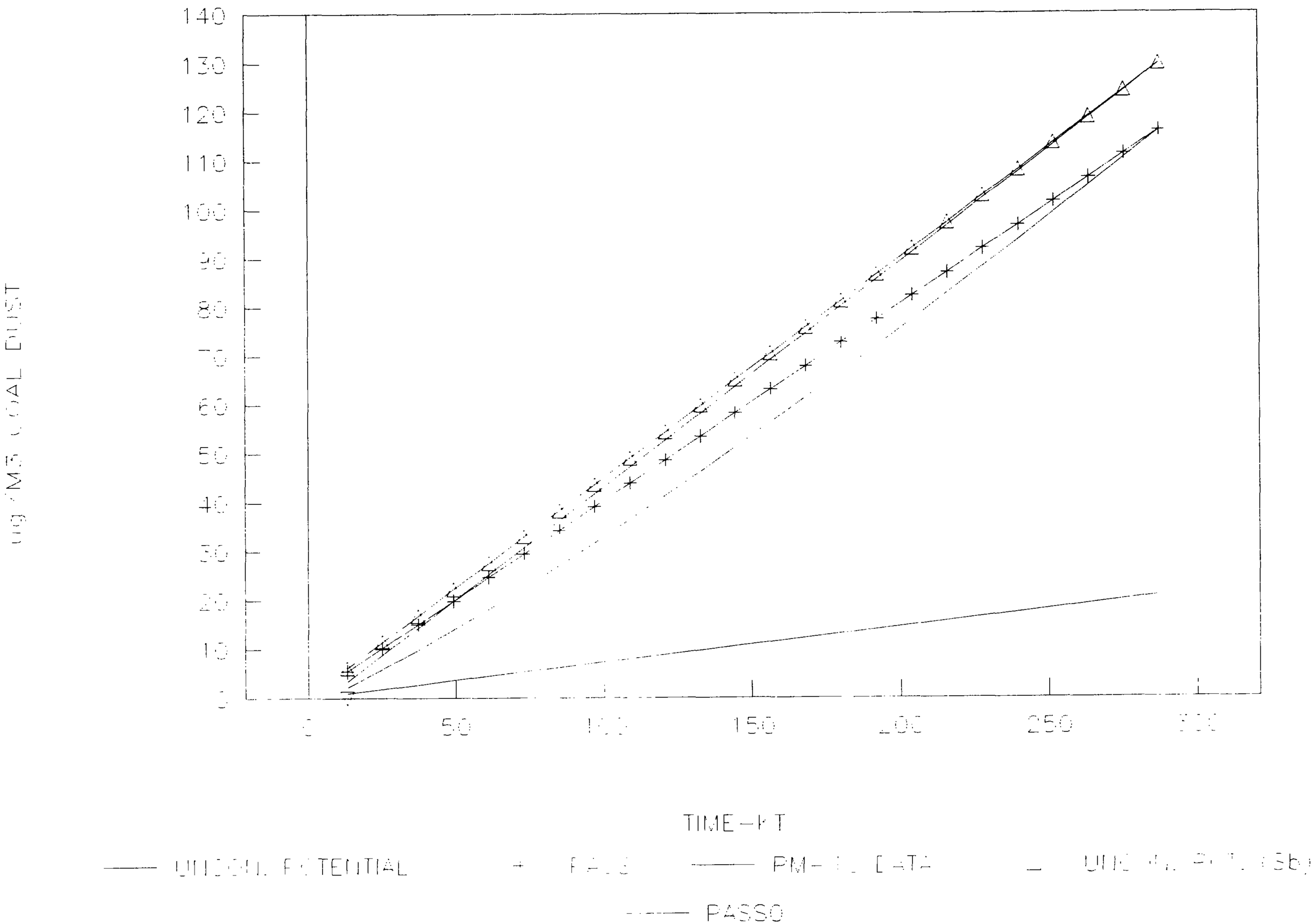

# DOMINION 06/18/96

HOUR 3

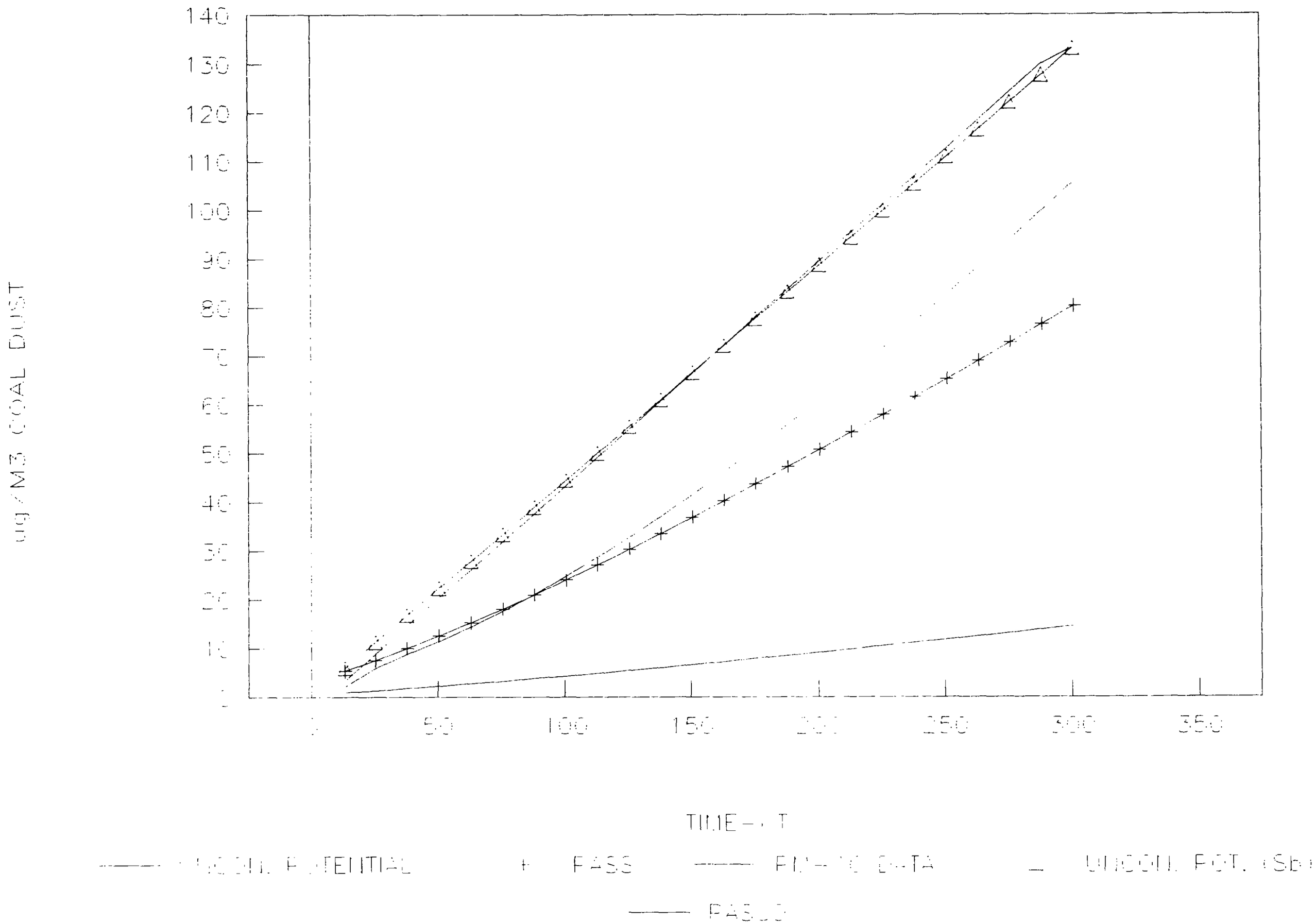

# DOMINION 06/18/96

HOUR 4

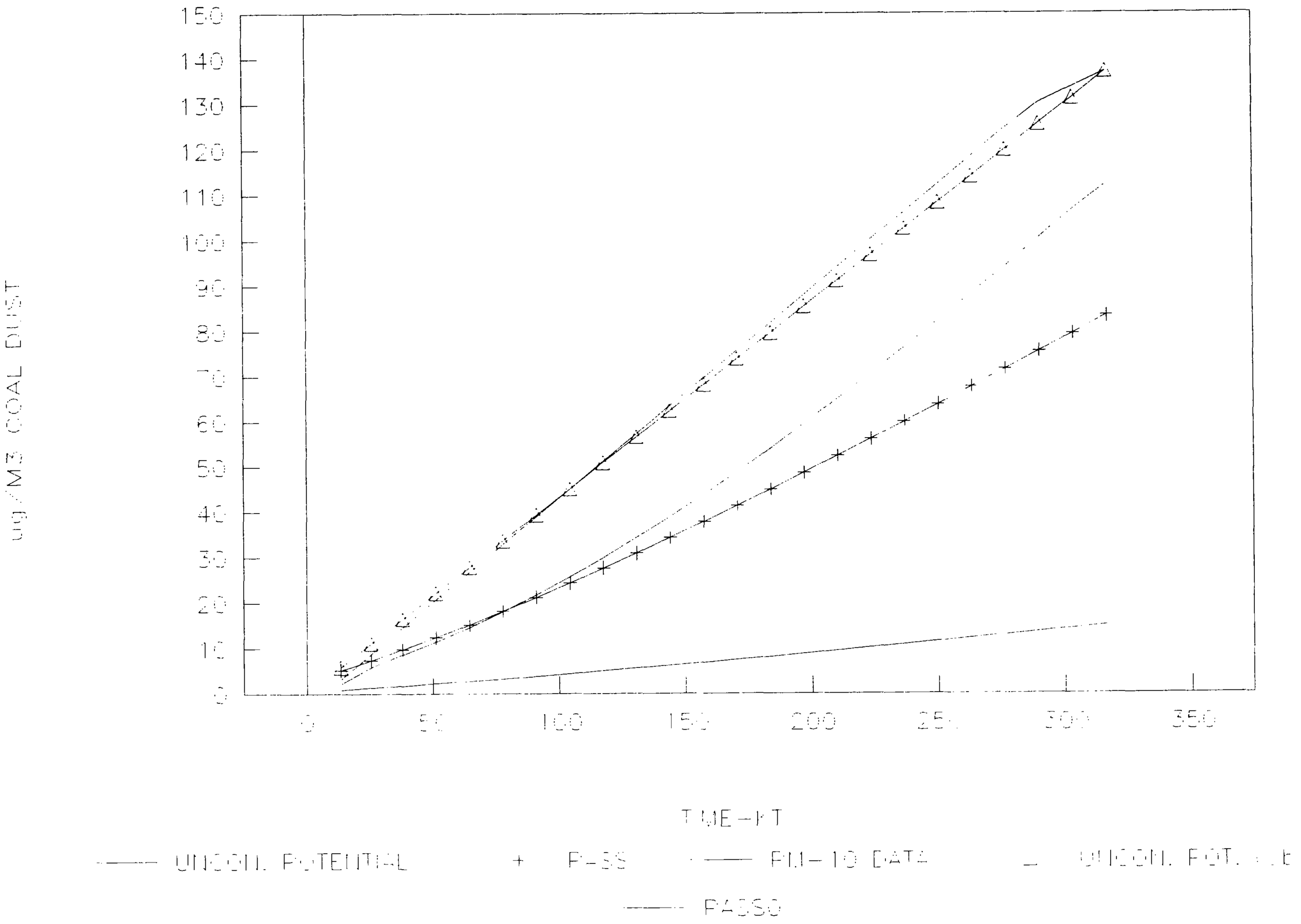

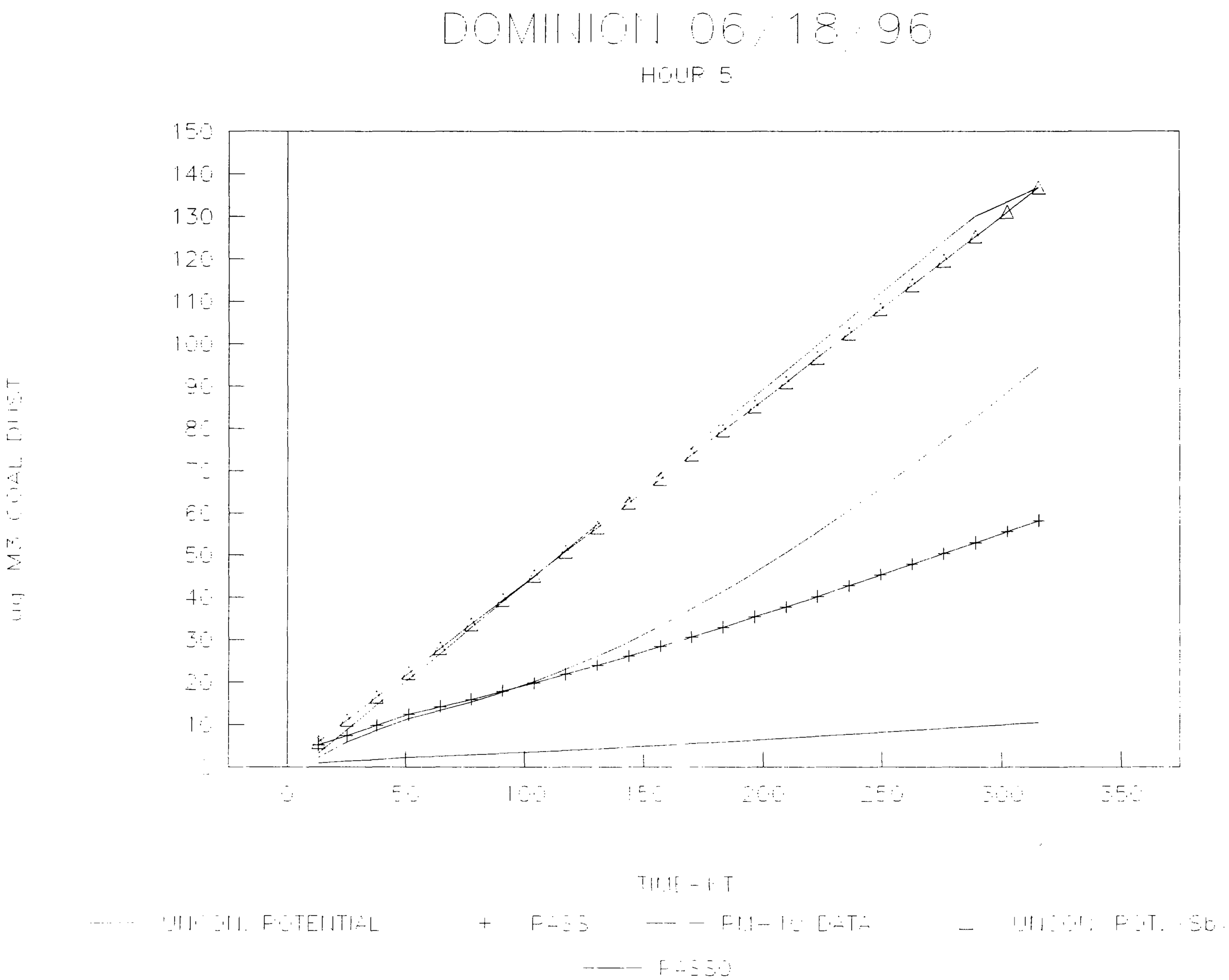
DOMINION 06/18/96
HOUR 5
ug M3 COAL DUST
150
140
130
120
110
100
90
80
70
60
50
40
30
20
10
1
0
50
100
150
200
250
300
350
TIME - FT
UNICOL POTENTIAL
+ PASS
PM-10 DATA
UNICOL POT. -50
PASSO

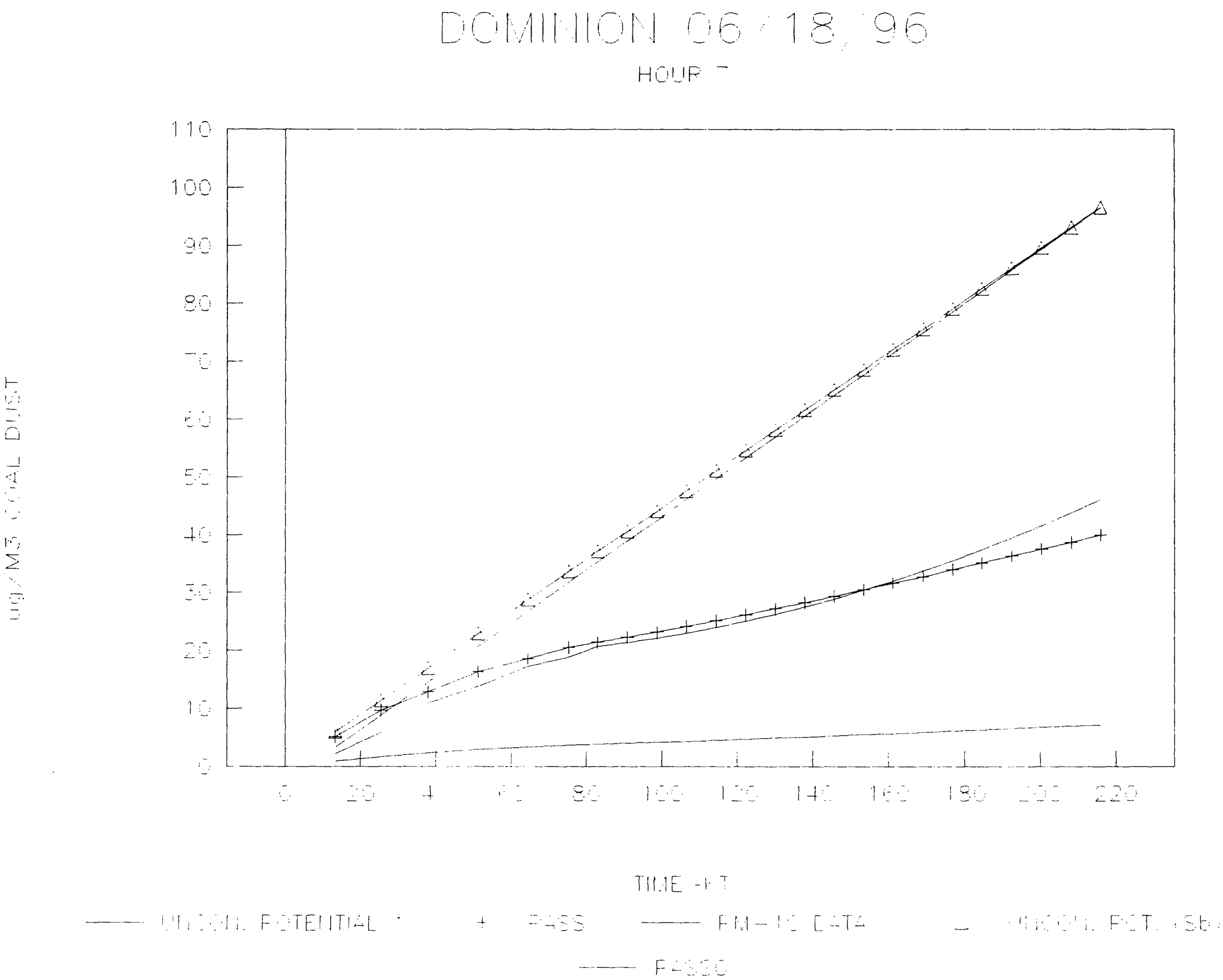
DOMINION 06/18/96
HOUR
ug/M3 COAL DUST
110
100
90
80
70
60
50
40
30
20
10
0
0
20
40
60
80
100
120
140
160
180
200
220
TIME -HT
PASS
PASSC

# DOMINION 06/18/96

HOUR 8

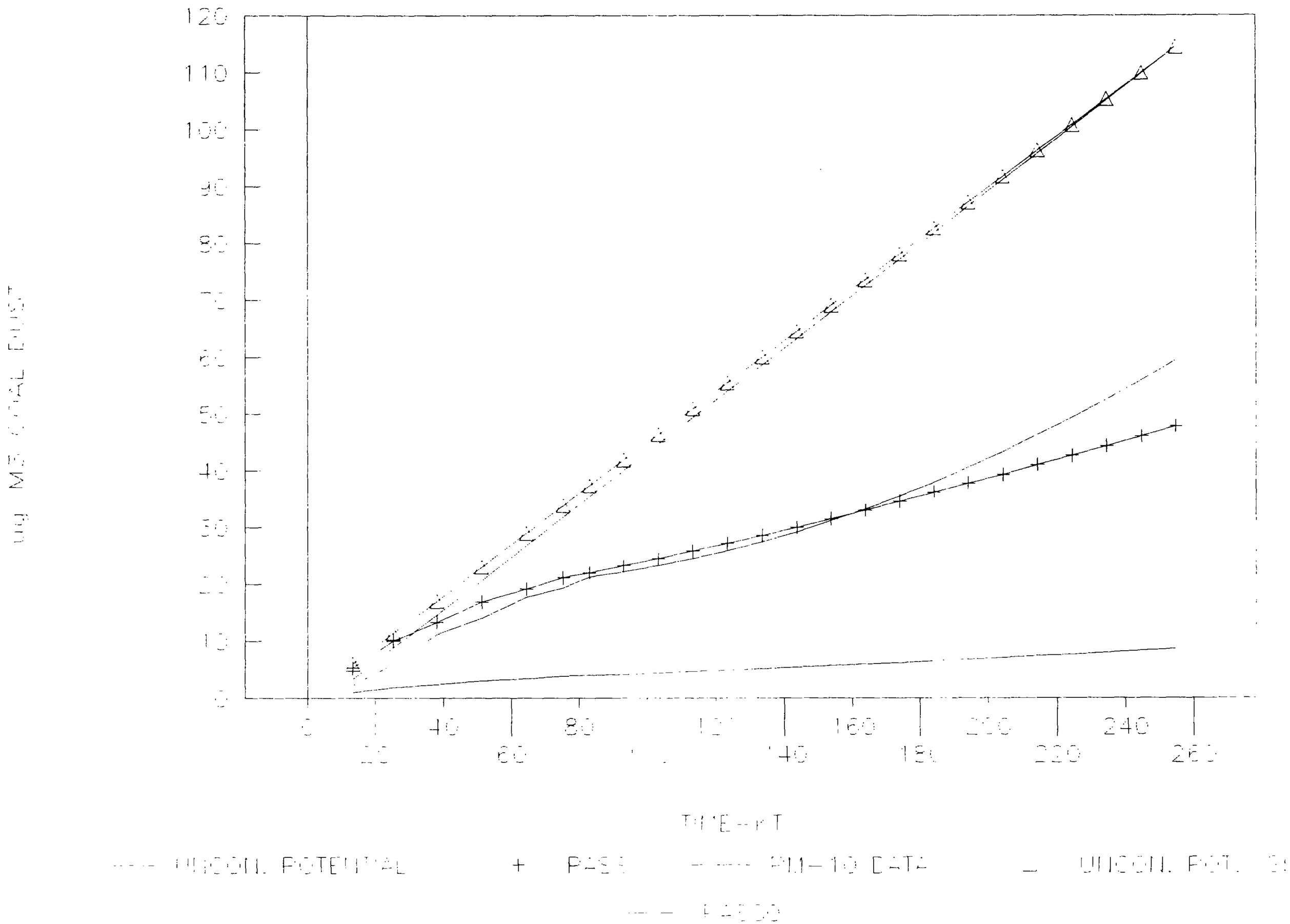

# DOMINION 06/18/96

HOUR 9

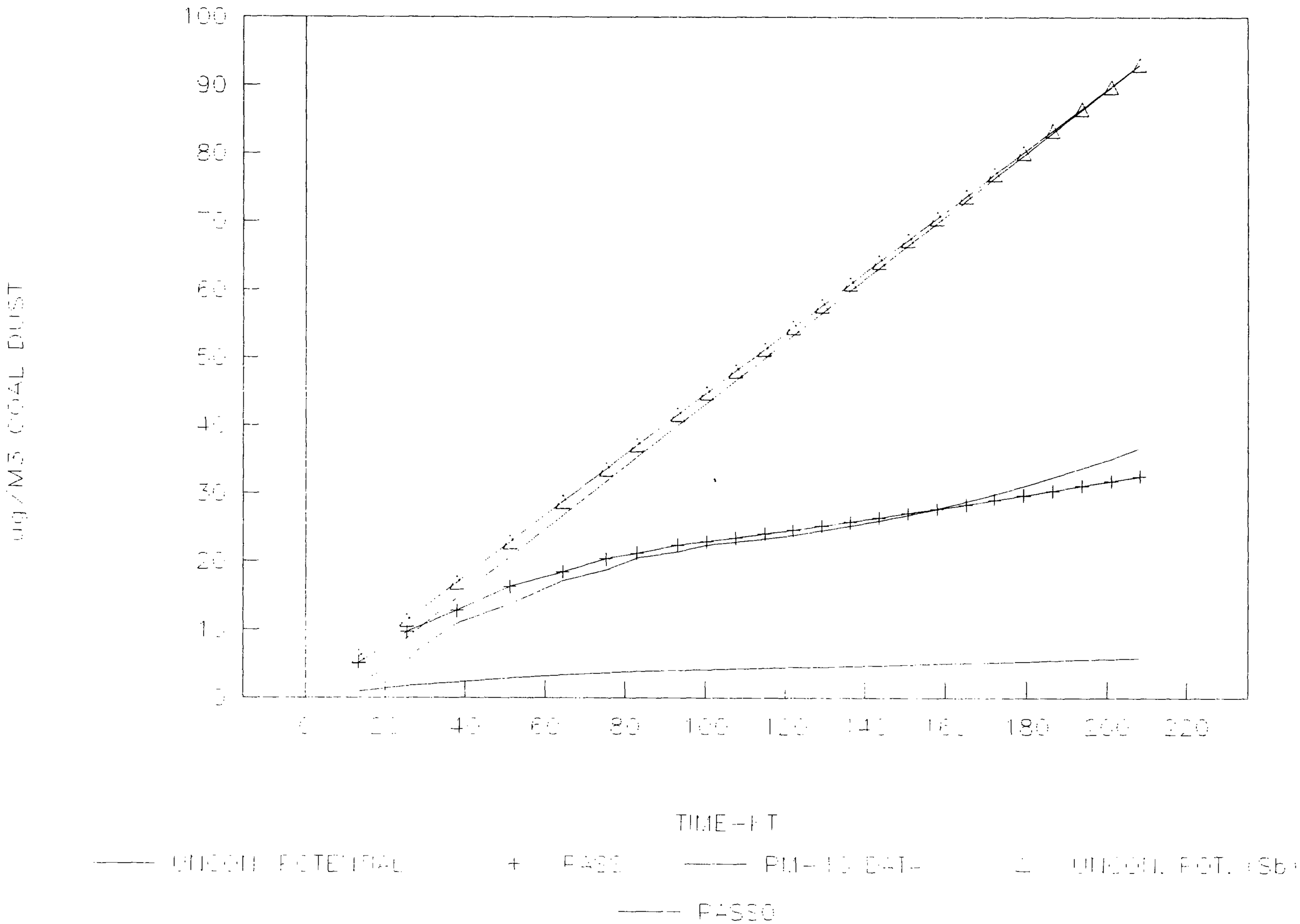

# DOMINION 06/18/96

HOUR 10

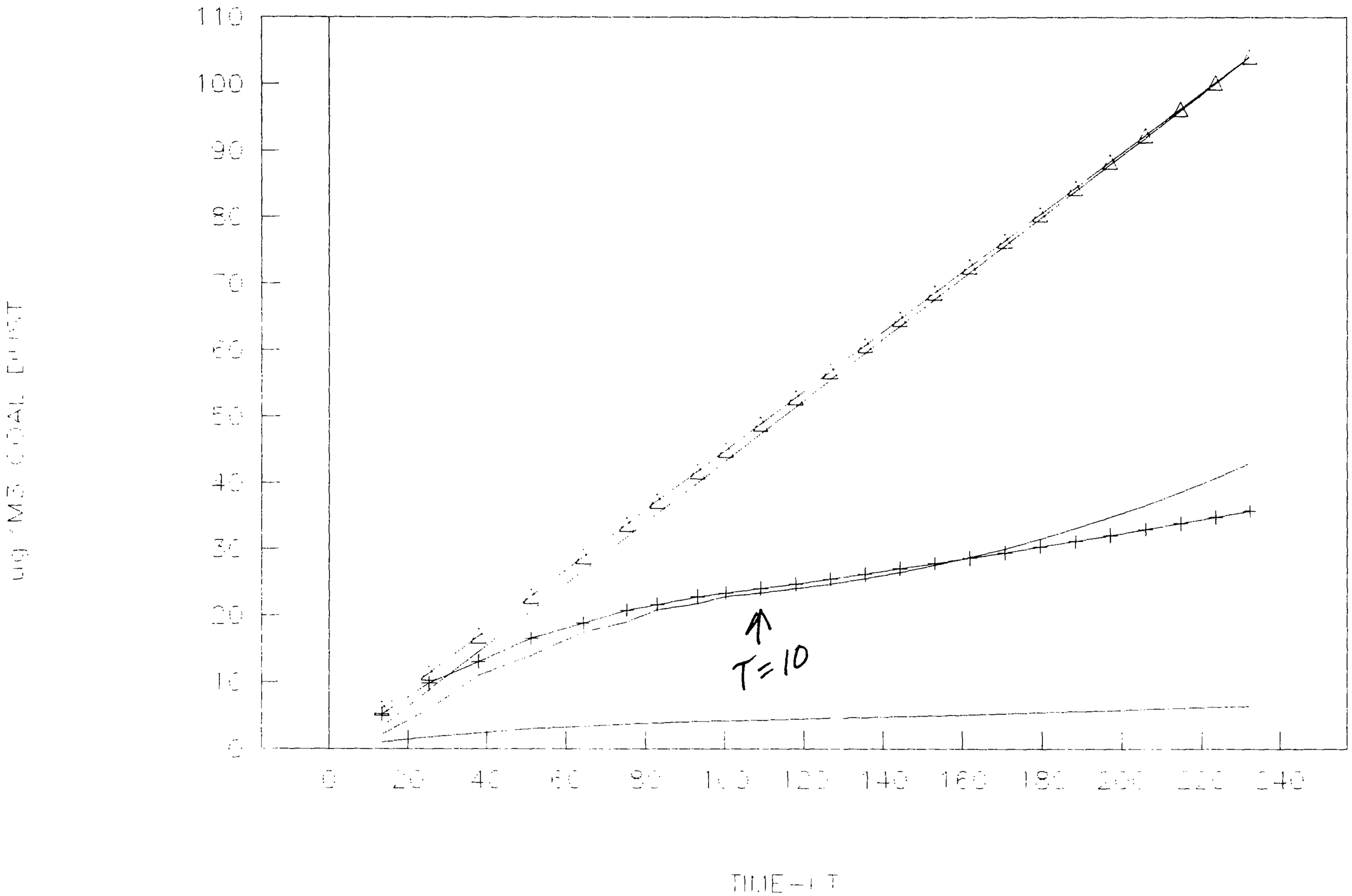


---- UNBOUND POTENTIAL + PASS —— FM-10 DATA — FINCH. POT. (Sb)

—— PASS

DATE 06/18/96
DOMINION (DATA RUN FOR GRAPHICS)

KT 232.29 EFF.------> 65.66884
Sb 0.4482980
Sl 0.3885670

CEunc 104.13514 EIR BF. 0.0000 HRS 0.00
%EFF/C 0.1332395 FIR BF 0.0000 FHRS BF = HRS
Sp 0.0000000 EKF BF 0.00 KT BF 0.00

| B.F. | K N/A | KD N/A | Ci N/A | ECi N/A | | KT 0.00 | EK/seq N/A | IR N/A | EIR 0.000 | HRS 0 | Fr 0.00 | Tf – | FIR 0.00 | EKF 0.00 | FHRS 0.00 | Ffr 0.0000 | SL N/A | HVi N/A | EHVi N/A | HVT N/A | Kc | HviC | PASS-O EHviC | #Cc | T' | CT-C' | EK/seqC |
|---|---|---|---|---|---|---|---|---|---|---|---|---|---|---|---|---|---|---|---|---|---|---|---|---|---|---|---|
| 1 | 13.42 | 13.42 | 1 | | 1 | 322.08 | 13.42 | 0.00 | 0.000 | 0 | 1.00 | 40 | 0.00 | 0.00 | 0.00 | 1.0000 | 0.3885670 | 5.21 | 5.21 | 78.25 | 0 | 0.00 | 0.00 | 0 | 0 | 0.00 | 0.00 |
| 2 | 11.92 | 11.92 | 0 | | 1 | 287.58 | 25.34 | 0.00 | 0.000 | 0 | 1.00 | 40 | 0.00 | 0.00 | 0.00 | 1.0000 | 0.3885670 | 9.85 | 9.85 | 78.30 | 0 | 0.00 | 0.00 | 0 | 0 | 0.00 | 0.00 |
| 3 | 12.53 | 12.53 | 1 | | 2 | 301.00 | 12.53 | 0.00 | 0.000 | 0 | 1.00 | 40 | 0.00 | 0.00 | 0.00 | 1.0000 | 0.2536963 | 3.18 | 13.03 | 54.60 | 0 | 0.00 | 0.00 | 0 | 0 | 0.00 | 0.00 |
| 4 | 13.27 | 13.27 | 0 | | 2 | 316.54 | 25.80 | 0.00 | 0.000 | 0 | 1.00 | 40 | 0.00 | 0.00 | 0.00 | 1.0000 | 0.2612727 | 6.74 | 16.59 | 56.04 | 0 | 0.00 | 0.00 | 0 | 0 | 0.00 | 0.00 |
| 5 | 13.21 | 13.21 | 1 | | 3 | 315.34 | 13.21 | 0.00 | 0.000 | 0 | 1.00 | 40 | 0.00 | 0.00 | 0.00 | 1.0000 | 0.1708538 | 2.26 | 18.84 | 42.48 | 0 | 0.00 | 0.00 | 0 | 0 | 0.00 | 0.00 |
| 6 | 10.83 | 10.83 | 0 | | 3 | 270.12 | 24.04 | 0.00 | 0.000 | 0 | 1.00 | 40 | 0.00 | 0.00 | 0.00 | 1.0000 | 0.1750211 | 4.21 | 20.79 | 43.21 | 0 | 0.00 | 0.00 | 0 | 0 | 0.00 | 0.00 |
| 7 | 7.82 | 7.82 | 1 | | 4 | 215.94 | 7.82 | 0.00 | 0.000 | 0 | 1.00 | 40 | 0.00 | 0.00 | 0.00 | 1.0000 | 0.1130122 | 0.88 | 21.68 | 35.32 | 0 | 0.00 | 0.00 | 0 | 0 | 0.00 | 0.00 |
| 8 | 10.10 | 10.10 | 0 | | 4 | 254.70 | 17.92 | 0.00 | 0.000 | 0 | 1.00 | 40 | 0.00 | 0.00 | 0.00 | 1.0000 | 0.1156816 | 2.07 | 22.87 | 35.75 | 0 | 0.00 | 0.00 | 0 | 0 | 0.00 | 0.00 |
| 9 | 7.19 | 7.19 | 1 | | 5 | 208.14 | 7.19 | 0.00 | 0.000 | 0 | 1.00 | 40 | 0.00 | 0.00 | 0.00 | 1.0000 | 0.0745837 | 0.54 | 23.40 | 31.22 | 0 | 0.00 | 0.00 | 0 | 0 | 0.00 | 0.00 |
| 10 | 8.80 | 8.80 | 0 | | 5 | 232.29 | 15.99 | 0.00 | 0.000 | 0 | 1.00 | 40 | 0.00 | 0.00 | 0.00 | 1.0000 | 0.0761296 | 1.22 | 24.08 | 31.45 | 0 | 0.00 | 0.00 | 0 | 0 | 0.00 | 0.00 |
| 11 | | 8.80 | 0 | | 5 | 232.29 | 24.79 | 0.00 | 0.000 | 0 | 1.00 | 40 | 0.00 | 0.00 | 0.00 | 1.0000 | 0.0776173 | 1.92 | 24.79 | 31.69 | 0 | 0.00 | 0.00 | 0 | 0 | 0.00 | 0.00 |
| 12 | | 8.80 | 0 | | 5 | 232.29 | 33.59 | 0.00 | 0.000 | 0 | 1.00 | 40 | 0.00 | 0.00 | 0.00 | 1.0000 | 0.0790491 | 2.66 | 25.52 | 31.94 | 0 | 0.00 | 0.00 | 0 | 0 | 0.00 | 0.00 |
| 13 | | 8.80 | 0 | | 5 | 232.29 | 42.39 | 0.00 | 0.000 | 0 | 1.00 | 40 | 0.00 | 0.00 | 0.00 | 1.0000 | 0.0804270 | 3.41 | 26.28 | 32.19 | 0 | 0.00 | 0.00 | 0 | 0 | 0.00 | 0.00 |
| 14 | | 8.80 | 0 | | 5 | 232.29 | 51.19 | 0.00 | 0.000 | 0 | 1.00 | 40 | 0.00 | 0.00 | 0.00 | 1.0000 | 0.0817531 | 4.18 | 27.05 | 32.45 | 0 | 0.00 | 0.00 | 0 | 0 | 0.00 | 0.00 |
| 15 | | 8.80 | 0 | | 5 | 232.29 | 59.99 | 0.00 | 0.000 | 0 | 1.00 | 40 | 0.00 | 0.00 | 0.00 | 1.0000 | 0.0830293 | 4.98 | 27.85 | 32.72 | 0 | 0.00 | 0.00 | 0 | 0 | 0.00 | 0.00 |
| 16 | | 8.80 | 0 | | 5 | 232.29 | 68.79 | 0.00 | 0.000 | 0 | 1.00 | 40 | 0.00 | 0.00 | 0.00 | 1.0000 | 0.0842575 | 5.80 | 28.66 | 33.00 | 0 | 0.00 | 0.00 | 0 | 0 | 0.00 | 0.00 |
| 17 | | 8.80 | 0 | | 5 | 232.29 | 77.59 | 0.00 | 0.000 | 0 | 1.00 | 40 | 0.00 | 0.00 | 0.00 | 1.0000 | 0.0854395 | 6.63 | 29.50 | 33.28 | 0 | 0.00 | 0.00 | 0 | 0 | 0.00 | 0.00 |
| 18 | | 8.80 | 0 | | 5 | 232.29 | 86.39 | 0.00 | 0.000 | 0 | 1.00 | 40 | 0.00 | 0.00 | 0.00 | 1.0000 | 0.0865770 | 7.48 | 30.35 | 33.59 | 0 | 0.00 | 0.00 | 0 | 0 | 0.00 | 0.00 |
| 19 | | 8.80 | 0 | | 5 | 232.29 | 95.19 | 0.00 | 0.000 | 0 | 1.00 | 40 | 0.00 | 0.00 | 0.00 | 1.0000 | 0.0876718 | 8.35 | 31.21 | 33.90 | 0 | 0.00 | 0.00 | 0 | 0 | 0.00 | 0.00 |
| 20 | | 8.80 | 0 | | 5 | 232.29 | 103.99 | 0.00 | 0.000 | 0 | 1.00 | 40 | 0.00 | 0.00 | 0.00 | 1.0000 | 0.0887253 | 9.23 | 32.09 | 34.24 | 0 | 0.00 | 0.00 | 0 | 0 | 0.00 | 0.00 |
| 21 | | 8.80 | 0 | | 5 | 232.29 | 112.79 | 0.00 | 0.000 | 0 | 1.00 | 40 | 0.00 | 0.00 | 0.00 | 1.0000 | 0.0897393 | 10.12 | 32.99 | 34.58 | 0 | 0.00 | 0.00 | 0 | 0 | 0.00 | 0.00 |
| 22 | | 8.80 | 0 | | 5 | 232.29 | 121.59 | 0.00 | 0.000 | 0 | 1.00 | 40 | 0.00 | 0.00 | 0.00 | 1.0000 | 0.0907151 | 11.03 | 33.90 | 34.95 | 0 | 0.00 | 0.00 | 0 | 0 | 0.00 | 0.00 |
| 23 | | 8.80 | 0 | | 5 | 232.29 | 130.39 | 0.00 | 0.000 | 0 | 1.00 | 40 | 0.00 | 0.00 | 0.00 | 1.0000 | 0.0916542 | 11.95 | 34.82 | 35.34 | 0 | 0.00 | 0.00 | 0 | 0 | 0.00 | 0.00 |
| 24 | | 8.80 | 0 | | 5 | 232.29 | 139.19 | 0.00 | 0.000 | 0 | 1.00 | 40 | 0.00 | 0.00 | 0.00 | 1.0000 | 0.0925580 | 12.88 | 35.75 | 35.75 | 0 | 0.00 | 0.00 | 0 | 0 | 0.00 | 0.00 |

Notice @ T = 10 CKUNC = 47.37 (best data)
ΣHVi = 24.08 (PASS) ΣHVi PASS Ø (23.42) EFF = (1 - 24.08/47.37)
or 49%. You are not even to the Moon and PASS
is not flat but still going up! Okay is one
where you are high "K" going in. i.e. previous
day been 17 18. With this data WHERE
would you ~ (cycle) and why to make the
best of a bad start. Data shows 3r at time
17? follow by 1 at T = 18 and 2 at time 20.

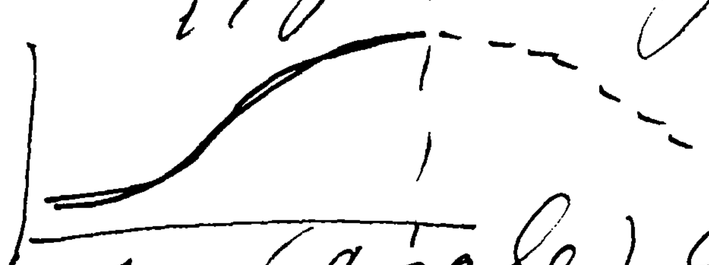

Now let's take a look at an on the ball operator. He looks at the previous 24 hour data i.e. T = 172800 h and sees K = a value > 12. 8am 2v at time 1 followed by 2v at time 2. Standard assumptions etc. At T = 10 (EUNC = 47.37

$\Sigma HV_i = 16.44$ (PASS); $\Sigma HV_i$ (PASS $\phi$) = 15.98

EFF @ T = 10 = $\left(1 - \frac{16.44}{47.37}\right) \cdot 100 = 65.3\%$

Compare Hour 10 graph with actual and the double v graph. Notice the slope of PASS and how close Pass $\phi$ is to Pass.

If one does nothing else for this day the ans are $-\Sigma HV_i$ (PASS) = 22.65

$\Sigma HV_i$ (PASS $\phi$) = 27.45.

EFF. $\left(1 - \frac{27.45}{104.13}\right) \cdot 100 = 73.63\%$

you did with 11v

$\left(1 - \frac{28.91}{104.13}\right) \cdot 100 = 72.23\%$

where did the (11 − 7) = 4v go to waste!!!?

*

| #Cseq | (1-EFF) | SI | SI' | STD. | IRadj | CONT. | #CIR | Kc | SUMKc | KF | SUMK | CEunc | Sb | CONT | CONT | K.cont | PM-10 |
|---|---|---|---|---|---|---|---|---|---|---|---|---|---|---|---|---|---|
| | | | | | 0.000 | | | | | | | | | | | | |
| 1 | 0.866761 | 0.4482980 | 0.388567 | 37.00 | 0.000 | 0.0 | 0.0000 | 0.00 | 0.00 | 0.00 | 13.42 | 3.30633 | 6.0161 | 2.16 | 2.16 | 13.42 | 0.9386 |
| 1 | 0.671743 | 0.4482980 | 0.388567 | 37.00 | 0.000 | 0.0 | 0.0000 | 0.00 | 0.00 | 0.00 | 25.34 | 8.79762 | 11.359 | 5.91 | 5.91 | 11.92 | 1.7723 |
| 1 | 0.652902 | 0.3885670 | 0.253696 | 37.00 | 0.000 | 9.8 | 0.0000 | 0.00 | 0.00 | 0.00 | 37.87 | 14.56993 | 16.977 | 1.23 | 11.08 | 12.53 | 2.3445 |
| 1 | 0.672401 | 0.3885670 | 0.261273 | 37.00 | 0.000 | 9.8 | 0.0000 | 0.00 | 0.00 | 0.00 | 51.14 | 20.68314 | 22.925 | 4.07 | 13.92 | 13.27 | 2.9856 |
| 1 | 0.653929 | 0.2612727 | 0.170854 | 37.00 | 0.000 | 16.6 | 0.0000 | 0.00 | 0.00 | 0.00 | 64.35 | 26.76871 | 28.847 | 0.90 | 17.48 | 13.21 | 3.3919 |
| 1 | 0.669879 | 0.2612727 | 0.175021 | 37.00 | 0.000 | 16.6 | 0.0000 | 0.00 | 0.00 | 0.00 | 75.18 | 31.75786 | 33.703 | 2.46 | 19.05 | 10.83 | 3.7430 |
| 1 | 0.645706 | 0.1750211 | 0.113012 | 37.00 | 0.000 | 20.8 | 0.0000 | 0.00 | 0.00 | 0.00 | 83.00 | 35.36037 | 37.208 | 0.13 | 20.92 | 7.82 | 3.9021 |
| 1 | 0.660958 | 0.1750211 | 0.115682 | 37.00 | 0.000 | 20.8 | 0.0000 | 0.00 | 0.00 | 0.00 | 93.10 | 40.01323 | 41.736 | 1.03 | 21.82 | 10.10 | 4.1161 |
| 1 | 0.644732 | 0.1156816 | 0.074584 | 37.00 | 0.000 | 22.9 | 0.0000 | 0.00 | 0.00 | 0.00 | 100.29 | 43.32551 | 44.959 | 0.05 | 22.92 | 7.19 | 4.2127 |
| 1 | 0.658095 | 0.1156816 | 0.076130 | 37.00 | 0.000 | 22.9 | 0.0000 | 0.00 | 0.00 | 0.00 | 109.09 | 47.37949 | 48.904 | 0.55 | 23.42 | 8.80 | 4.3352 |
| 1 | 0.670956 | 0.1156816 | 0.077617 | 37.00 | 0.000 | 22.9 | 0.0000 | 0.00 | 0.00 | 0.00 | 117.89 | 51.43346 | 52.849 | 1.16 | 24.03 | 8.80 | 4.4625 |
| 1 | 0.683333 | 0.1156816 | 0.079049 | 37.00 | 0.000 | 22.9 | 0.0000 | 0.00 | 0.00 | 0.00 | 126.69 | 55.48744 | 56.794 | 1.88 | 24.74 | 8.80 | 4.5941 |
| 1 | 0.695244 | 0.1156816 | 0.080427 | 37.00 | 0.000 | 22.9 | 0.0000 | 0.00 | 0.00 | 0.00 | 135.49 | 59.54141 | 60.739 | 2.70 | 25.57 | 8.80 | 4.7298 |
| 1 | 0.706707 | 0.1156816 | 0.081753 | 37.00 | 0.000 | 22.9 | 0.0000 | 0.00 | 0.00 | 0.00 | 144.29 | 63.59539 | 64.684 | 3.65 | 26.52 | 8.80 | 4.8694 |
| 1 | 0.717739 | 0.1156816 | 0.083029 | 37.00 | 0.000 | 22.9 | 0.0000 | 0.00 | 0.00 | 0.00 | 153.09 | 67.64936 | 68.629 | 4.72 | 27.58 | 8.80 | 5.0127 |
| 1 | 0.728356 | 0.1156816 | 0.084257 | 37.00 | 0.000 | 22.9 | 0.0000 | 0.00 | 0.00 | 0.00 | 161.89 | 71.70334 | 72.574 | 5.91 | 28.77 | 8.80 | 5.1594 |
| 1 | 0.738574 | 0.1156816 | 0.085439 | 37.00 | 0.000 | 22.9 | 0.0000 | 0.00 | 0.00 | 0.00 | 170.69 | 75.75731 | 76.519 | 7.22 | 30.09 | 8.80 | 5.3094 |
| 1 | 0.748408 | 0.1156816 | 0.086577 | 37.00 | 0.000 | 22.9 | 0.0000 | 0.00 | 0.00 | 0.00 | 179.49 | 79.81129 | 80.465 | 8.67 | 31.54 | 8.80 | 5.4624 |
| 1 | 0.757871 | 0.1156816 | 0.087672 | 37.00 | 0.000 | 22.9 | 0.0000 | 0.00 | 0.00 | 0.00 | 188.29 | 83.86526 | 84.410 | 10.24 | 33.11 | 8.80 | 5.6183 |
| 1 | 0.766979 | 0.1156816 | 0.088725 | 37.00 | 0.000 | 22.9 | 0.0000 | 0.00 | 0.00 | 0.00 | 197.09 | 87.91924 | 88.355 | 11.95 | 34.82 | 8.80 | 5.7769 |
| 1 | 0.775744 | 0.1156816 | 0.089739 | 37.00 | 0.000 | 22.9 | 0.0000 | 0.00 | 0.00 | 0.00 | 205.89 | 91.97322 | 92.300 | 13.79 | 36.66 | 8.80 | 5.9380 |
| 1 | 0.784179 | 0.1156816 | 0.090715 | 37.00 | 0.000 | 22.9 | 0.0000 | 0.00 | 0.00 | 0.00 | 214.69 | 96.02719 | 96.245 | 15.76 | 38.62 | 8.80 | 6.1015 |
| 1 | 0.792297 | 0.1156816 | 0.091654 | 37.00 | 0.000 | 22.9 | 0.0000 | 0.00 | 0.00 | 0.00 | 223.49 | 100.08117 | 100.19 | 17.86 | 40.72 | 8.80 | 6.2673 |
| 1 | 0.800110 | 0.1156816 | 0.092558 | 37.00 | 0.000 | 22.9 | 0.0000 | 0.00 | 0.00 | 0.00 | 232.29 | 104.13514 | 104.13 | 20.08 | 42.95 | 8.80 | 6.4351 |

*

DATE 06/18/96

DOMINION (DATA RUN FOR GRAPHICS)

| | | | | | | | | | |
|---|---|---|---|---|---|---|---|---|---|
| KT | 232.29 | EFF.------> | 77.84286 | CEunc | 104.13514 | EIR BF. | 0.0000 | HRS | 0.00 |
| Sb | 0.4482980 | | | %EFF/C | 0.1332395 | FIR BF | 0.0000 | FHRS BF = | HRS |
| SI | 0.3885670 | | | Sp | 0.0000000 | EKF BF | 0.00 | KT BF | 0.00 |

| B.F. | K | KD | Ci | ECi | | KT | EK/seq | IR | EIR | HRS | Fr | Tf | FIR | EKF | FHRS | Ffr | SL | HVi | EHVi | HVT | Kc | HviC | PASS-O EHviC | #Cc | T' | CT-C' | EK/seqC |
|---|---|---|---|---|---|---|---|---|---|---|---|---|---|---|---|---|---|---|---|---|---|---|---|---|---|---|---|
| | N/A | N/A | N/A | N/A | | 0.00 | N/A | N/A | 0.000 | 0 | 0.00 | – | 0.00 | 0.00 | 0.00 | 0.0000 | N/A | N/A | N/A | N/A | | | | | | | |
| 1 | 13.42 | 13.42 | 2 | | 2 | 322.08 | 13.42 | 0.00 | 0.000 | 0 | 1.00 | 40 | 0.00 | 0.00 | 0.00 | 1.0000 | 0.3288360 | 4.41 | 4.41 | 57.49 | 0 | 0.00 | 0.00 | 0 | 2 | 0.00 | 0.00 |
| 2 | 11.92 | 11.92 | 0 | | 2 | 287.58 | 25.34 | 0.00 | 0.000 | 0 | 1.00 | 40 | 0.00 | 0.00 | 0.00 | 1.0000 | 0.3288360 | 8.33 | 8.33 | 57.64 | 0 | 0.00 | 0.00 | 0 | 2 | 0.00 | 0.00 |
| 3 | 12.53 | 12.53 | 2 | | 4 | 301.00 | 12.53 | 0.00 | 0.000 | 0 | 1.00 | 40 | 0.00 | 0.00 | 0.00 | 1.0000 | 0.1401766 | 1.76 | 10.09 | 29.45 | 0 | 0.00 | 0.00 | 0 | 2 | 0.00 | 0.00 |
| 4 | 13.27 | 13.27 | 0 | | 4 | 316.54 | 25.80 | 0.00 | 0.000 | 0 | 1.00 | 40 | 0.00 | 0.00 | 0.00 | 1.0000 | 0.1486742 | 3.84 | 12.17 | 30.88 | 0 | 0.00 | 0.00 | 0 | 2 | 0.00 | 0.00 |
| 5 | 13.21 | 13.21 | 1 | | 5 | 315.34 | 13.21 | 0.00 | 0.000 | 0 | 1.00 | 40 | 0.00 | 0.00 | 0.00 | 1.0000 | 0.0972224 | 1.28 | 13.45 | 26.90 | 0 | 0.00 | 0.00 | 0 | 2 | 0.00 | 0.00 |
| 6 | 10.83 | 10.83 | 0 | | 5 | 270.12 | 24.04 | 0.00 | 0.000 | 0 | 1.00 | 40 | 0.00 | 0.00 | 0.00 | 1.0000 | 0.0995937 | 2.39 | 14.56 | 27.32 | 0 | 0.00 | 0.00 | 0 | 2 | 0.00 | 0.00 |
| 7 | 7.82 | 7.82 | 1 | | 6 | 215.94 | 7.82 | 0.00 | 0.000 | 0 | 1.00 | 40 | 0.00 | 0.00 | 0.00 | 1.0000 | 0.0643083 | 0.50 | 15.07 | 22.83 | 0 | 0.00 | 0.00 | 0 | 2 | 0.00 | 0.00 |
| 8 | 10.10 | 10.10 | 0 | | 6 | 254.70 | 17.92 | 0.00 | 0.000 | 0 | 1.00 | 40 | 0.00 | 0.00 | 0.00 | 1.0000 | 0.0658273 | 1.18 | 15.74 | 23.07 | 0 | 0.00 | 0.00 | 0 | 2 | 0.00 | 0.00 |
| 9 | 7.19 | 7.19 | 1 | | 7 | 208.14 | 7.19 | 0.00 | 0.000 | 0 | 1.00 | 40 | 0.00 | 0.00 | 0.00 | 1.0000 | 0.0424410 | 0.31 | 16.05 | 20.49 | 0 | 0.00 | 0.00 | 0 | 2 | 0.00 | 0.00 |
| 10 | 8.80 | 8.80 | 0 | | 7 | 232.29 | 15.99 | 0.00 | 0.000 | 0 | 1.00 | 40 | 0.00 | 0.00 | 0.00 | 1.0000 | 0.0433206 | 0.69 | 16.44 | 20.63 | 0 | 0.00 | 0.00 | 0 | 2 | 0.00 | 0.00 |
| 11 | | 8.80 | 0 | | 7 | 232.29 | 24.79 | 0.00 | 0.000 | 0 | 1.00 | 40 | 0.00 | 0.00 | 0.00 | 1.0000 | 0.0441672 | 1.09 | 16.84 | 20.76 | 0 | 0.00 | 0.00 | 0 | 2 | 0.00 | 0.00 |
| 12 | | 8.80 | 0 | | 7 | 232.29 | 33.59 | 0.00 | 0.000 | 0 | 1.00 | 40 | 0.00 | 0.00 | 0.00 | 1.0000 | 0.0449820 | 1.51 | 17.25 | 20.90 | 0 | 0.00 | 0.00 | 0 | 2 | 0.00 | 0.00 |
| 13 | | 8.80 | 0 | | 7 | 232.29 | 42.39 | 0.00 | 0.000 | 0 | 1.00 | 40 | 0.00 | 0.00 | 0.00 | 1.0000 | 0.0457660 | 1.94 | 17.68 | 21.05 | 0 | 0.00 | 0.00 | 0 | 2 | 0.00 | 0.00 |
| 14 | | 8.80 | 0 | | 7 | 232.29 | 51.19 | 0.00 | 0.000 | 0 | 1.00 | 40 | 0.00 | 0.00 | 0.00 | 1.0000 | 0.0465206 | 2.38 | 18.12 | 21.19 | 0 | 0.00 | 0.00 | 0 | 2 | 0.00 | 0.00 |
| 15 | | 8.80 | 0 | | 7 | 232.29 | 59.99 | 0.00 | 0.000 | 0 | 1.00 | 40 | 0.00 | 0.00 | 0.00 | 1.0000 | 0.0472468 | 2.83 | 18.58 | 21.35 | 0 | 0.00 | 0.00 | 0 | 2 | 0.00 | 0.00 |
| 16 | | 8.80 | 0 | | 7 | 232.29 | 68.79 | 0.00 | 0.000 | 0 | 1.00 | 40 | 0.00 | 0.00 | 0.00 | 1.0000 | 0.0479457 | 3.30 | 19.04 | 21.51 | 0 | 0.00 | 0.00 | 0 | 2 | 0.00 | 0.00 |
| 17 | | 8.80 | 0 | | 7 | 232.29 | 77.59 | 0.00 | 0.000 | 0 | 1.00 | 40 | 0.00 | 0.00 | 0.00 | 1.0000 | 0.0486183 | 3.77 | 19.51 | 21.67 | 0 | 0.00 | 0.00 | 0 | 2 | 0.00 | 0.00 |
| 18 | | 8.80 | 0 | | 7 | 232.29 | 86.39 | 0.00 | 0.000 | 0 | 1.00 | 40 | 0.00 | 0.00 | 0.00 | 1.0000 | 0.0492656 | 4.26 | 20.00 | 21.84 | 0 | 0.00 | 0.00 | 0 | 2 | 0.00 | 0.00 |
| 19 | | 8.80 | 0 | | 7 | 232.29 | 95.19 | 0.00 | 0.000 | 0 | 1.00 | 40 | 0.00 | 0.00 | 0.00 | 1.0000 | 0.0498886 | 4.75 | 20.49 | 22.02 | 0 | 0.00 | 0.00 | 0 | 2 | 0.00 | 0.00 |
| 20 | | 8.80 | 0 | | 7 | 232.29 | 103.99 | 0.00 | 0.000 | 0 | 1.00 | 40 | 0.00 | 0.00 | 0.00 | 1.0000 | 0.0504881 | 5.25 | 20.99 | 22.21 | 0 | 0.00 | 0.00 | 0 | 2 | 0.00 | 0.00 |
| 21 | | 8.80 | 0 | | 7 | 232.29 | 112.79 | 0.00 | 0.000 | 0 | 1.00 | 40 | 0.00 | 0.00 | 0.00 | 1.0000 | 0.0510651 | 5.76 | 21.50 | 22.41 | 0 | 0.00 | 0.00 | 0 | 2 | 0.00 | 0.00 |
| 22 | | 8.80 | 0 | | 7 | 232.29 | 121.59 | 0.00 | 0.000 | 0 | 1.00 | 40 | 0.00 | 0.00 | 0.00 | 1.0000 | 0.0516204 | 6.28 | 22.02 | 22.62 | 0 | 0.00 | 0.00 | 0 | 2 | 0.00 | 0.00 |
| 23 | | 8.80 | 0 | | 7 | 232.29 | 130.39 | 0.00 | 0.000 | 0 | 1.00 | 40 | 0.00 | 0.00 | 0.00 | 1.0000 | 0.0521548 | 6.80 | 22.54 | 22.84 | 0 | 0.00 | 0.00 | 0 | 2 | 0.00 | 0.00 |
| 24 | | 8.80 | 0 | | 7 | 232.29 | 139.19 | 0.00 | 0.000 | 0 | 1.00 | 40 | 0.00 | 0.00 | 0.00 | 1.0000 | 0.0526691 | 7.33 | 23.07 | 23.07 | 0 | 0.00 | 0.00 | 0 | 2 | 0.00 | 0.00 |

# DOMINION 06/18/96

HOUR 1

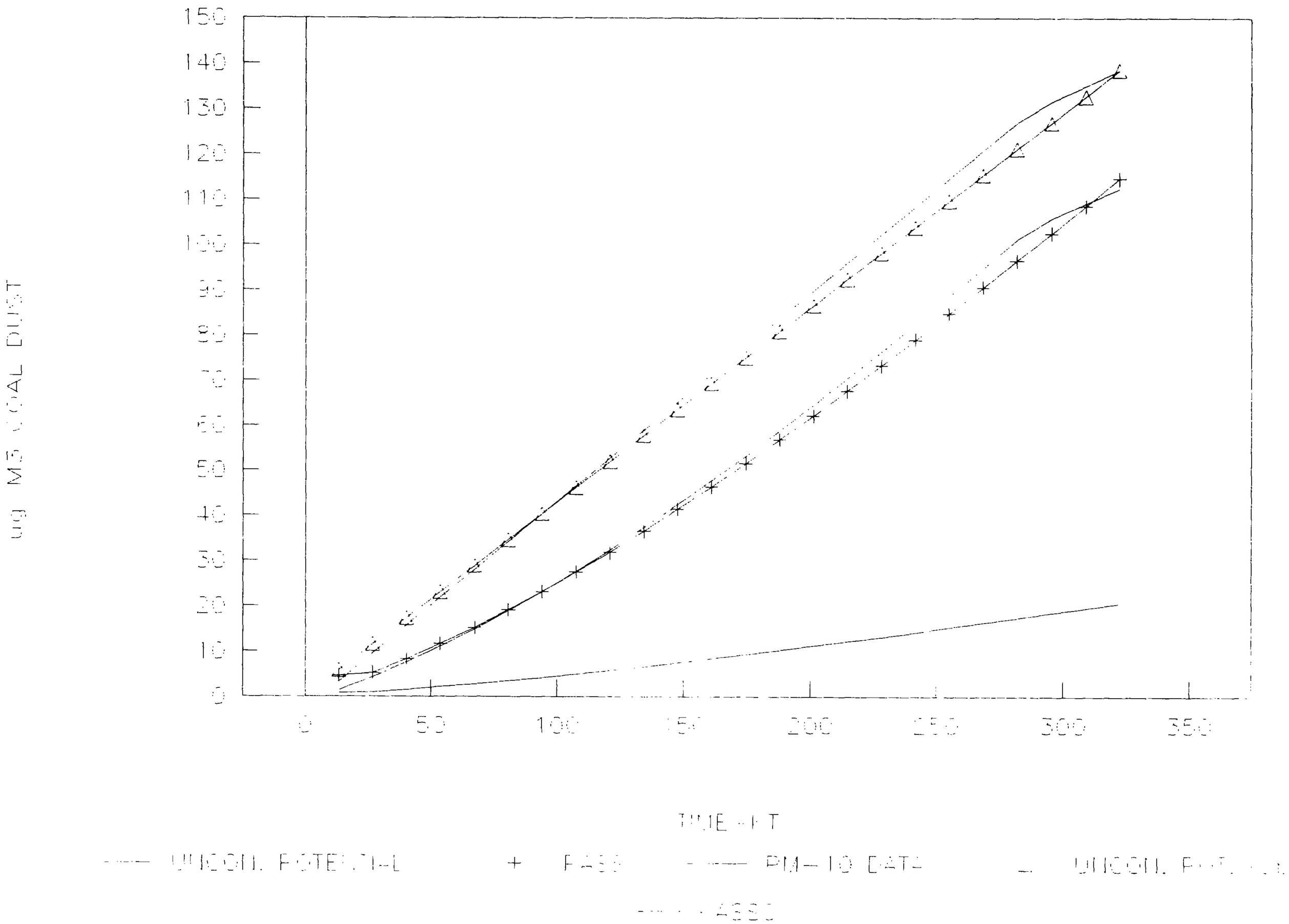

# DOMINION 06/18 96

HOUR 10

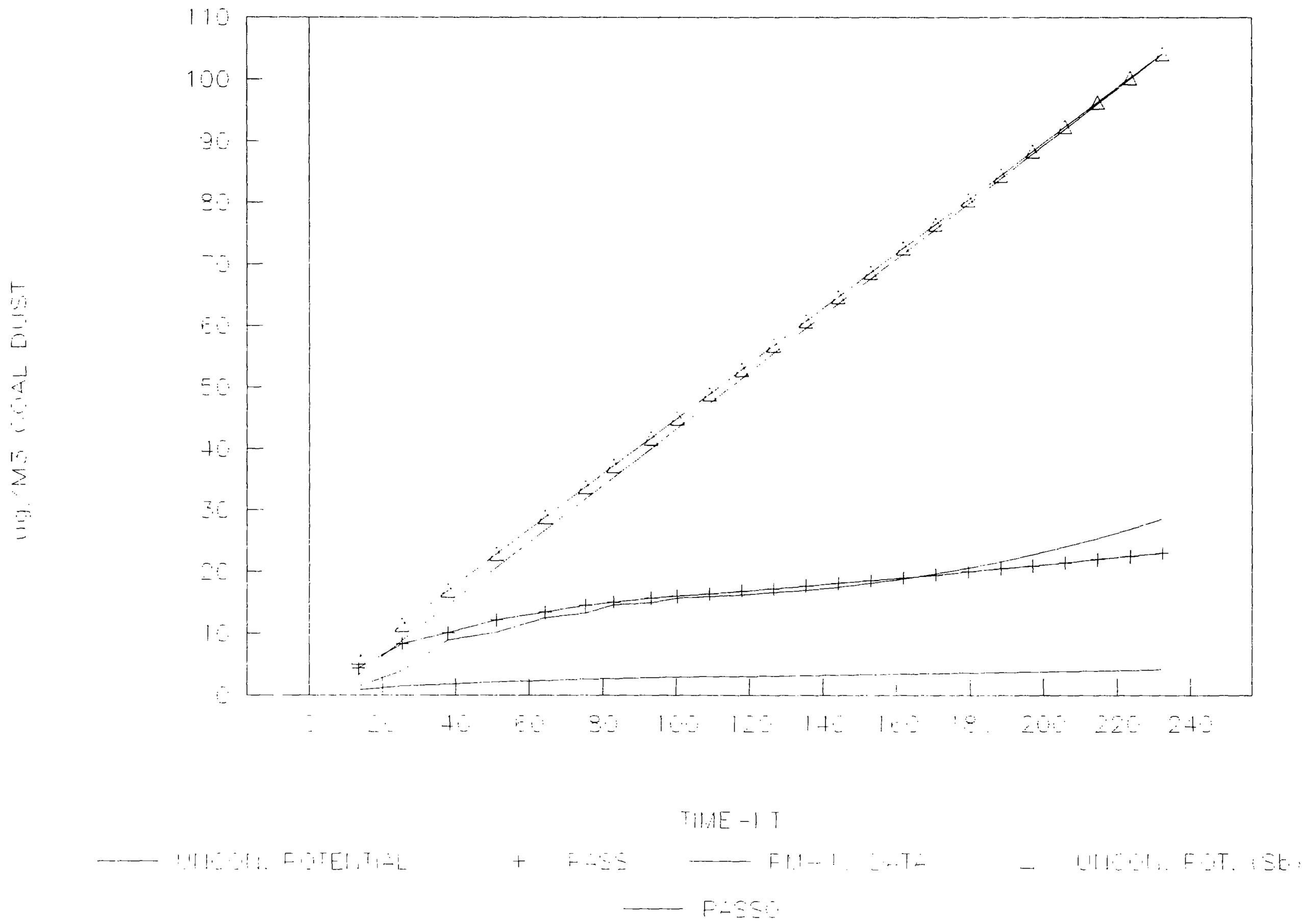

COMMONWEALTH OF VIRGINIA
DEPARTMENT OF AIR POLLUTION CONTROL
SOURCE INSPECTION REPORT FORM

I. GENERAL INFORMATION

SOURCE NAME Dominion Terminal REGISTRATION NO. 60997

LOCATION Terminal Blvd NPN INSPECTION DATE 9/1/96

COUNTY NO. 700 PLANT ID 00074 SOURCE TYPE Coal Terminal

SOURCE CLASS (CIRCLE ALL APPLICABLE CLASSES) A1 (A2) B NSPS PSD NESHAP TOXIC

SOURCE CONTACT Tom Houck WEATHER CONDITIONS Cold/Dry

TYPE OF INSPECTION

☑ SCHEDULED INSPECTION ☐ PERMIT COMPLETION

☐ FOLLOW-UP INSPECTION ☐ COMPLAINT INVESTIGATION

☐ OTHER (EXPLAIN) _____ ANNOUNCED INSPECTION (CIRCLE ONE) YES (NO)

INSPECTION LEVEL PERFORMED (CIRCLE ONE) 0 1 (2) 3 4 COMPLIANCE CODE 3

VEE PERFORMED (CIRCLE ONE) YES NO INDICATES COMPLIANCE (CIRCLE ONE) YES NO

OPERATING RATE Static

INSPECTOR J.E. Stewart STAFF CODE 739

CODING INFORMATION FOR COMPLIANCE STATUS

0 - UNKNOWN
1 - IN VIOLATION - NO SCHEDULE
2 - IN COMPLIANCE BY SOURCE TEST
3 - IN COMPLIANCE BY INSPECTION
4 - IN COMPLIANCE BY CERTIFICATION
5 - IN VIOLATION, MEETING SCHEDULE
6 - IN VIOLATION, NOT MEETING SCHEDULE
7 - IN VIOLATION, UNKNOWN WITH RESPECT TO SCHEDULE
8 - NO APPLICABLE STATE REGULATIONS
9 - IN COMPLIANCE, CLOSED

---

II. INSPECTION SUMMARY

Were actual or potential compliance problems identified during this inspection? YES ____ NO ✓ (If yes explain in comments section.)

Complaints: Are compliance problems indicated? YES ____ NO ✓ (If yes, explain in the comment section.)

Does source experience excessive malfunctions? YES ____ NO ✓ If yes, describe: _____

Has any enforcement action been initiated during the past two years?
YES ____ NO ✓

Is inspection needed due to on-going or recently completed enforcement?
YES ____ NO ✓

II. INSPECTION SUMMARY (CONTINUED) 

Is there an on-going compliance problem? YES ____ NO ✓ If yes, describe:

Are there compliance problems involving more than one control or process system?
YES ____ NO ____ N/A

Are all compliance problems indicated above minor? YES ____ NO ____ N/A

If yes, are all compliance problems identified above now resolved?
YES ____ NO ____ N/A

Is a follow-up inspection needed? YES ✓ NO ____

Rate control equipment/process vulnerability to upset:
Very High ____ High ____ Average ✓ Low ____

Rate O & M practices at the site:
Very High ____ High ✓ Average ____ Low ____

Rank the source from 1 (lowest priority) to 4 (highest priority) for an inspection next year based on your overall evaluation of the source: 4

III. INSPECTION COMMENTS: No activity. Coal storage at or near capacity. Snow and ice covered 30-40%. No visually. Housekeeping & yard area good. Need further clean up with ice and snow melt. Rail cars snow covered or frozen. No visual emissions. PASS / PASS - 8 attached. Anticipate some cycles prior to afternoon for coal sheet/rain condition.

Review of process spreadsheets for control discovered a program error. Did not affect emission control but does result in false readings of emissions. In process of correction. Will attach and submit correction as received.

ADDITIONAL COMMENTS? YES ____ (See Page(s) ____ ) NO ✓

INSPECTOR'S SIGNATURE [signature] DATE: 1/18/96

SUPERVISOR'S COMMENTS:

SUPERVISOR'S SIGNATURE [signature] DATE: 1/22/96

K-FACTOR (COAL EMIT) DAILY REPORT

THIS REPORT FOR : 01/05/1996

| TM | K | KD | Ci | SYM | RBC | IR | HRS | SUMIR | FR | FRF | KT | HVI | sumHVI | HVT | TEMP | RH | WD | WDSP | #Cc | sumHVIc |
|---|---|---|---|---|---|---|---|---|---|---|---|---|---|---|---|---|---|---|---|---|
| 1 | 3.13 | 3.13 | 0 | | 0 | 0.00 | 27.0 | 0.039 | 0.79 | 0.49 | 75.19 | 0.65 | 0.65 | 30.60 | 34 | 72 | 179 | 6 | 0.0 | 0.00 |
| 2 | 2.69 | 2.69 | 0 | | 0 | 0.00 | 28.0 | 0.039 | 0.80 | 0.51 | 65.05 | 1.25 | 1.25 | 30.07 | 34 | 76 | 187 | 5 | 0.0 | 0.00 |
| 3 | 3.14 | 3.14 | 0 | | 0 | 0.00 | 29.0 | 0.039 | 0.80 | 0.53 | 74.93 | 2.01 | 2.01 | 29.49 | 34 | 79 | 199 | 6 | 0.0 | 0.00 |
| 4 | 2.43 | 2.43 | 0 | | 0 | 0.00 | 30.0 | 0.039 | 0.81 | 0.55 | 59.92 | 2.64 | 2.64 | 29.11 | 34 | 81 | 200 | 5 | 0.0 | 0.51 |
| 5 | 2.16 | 2.16 | 0 | | 0 | 0.00 | 31.0 | 0.039 | 0.81 | 0.57 | 54.67 | 3.26 | 3.26 | 28.81 | 34 | 81 | 217 | 4 | 0.0 | 1.10 |
| 6 | 2.75 | 2.75 | 0 | | 0 | 0.00 | 32.0 | 0.039 | 0.82 | 0.59 | 65.73 | 4.06 | 4.06 | 28.46 | 34 | 82 | 204 | 6 | 0.0 | 1.89 |
| 7 | 1.50 | 1.50 | 0 | | 0 | 0.00 | 33.0 | 0.039 | 0.82 | 0.61 | 43.26 | 4.58 | 4.59 | 28.34 | 34 | 94 | 209 | 3 | 0.0 | 2.36 |
| 8 | 1.35 | 1.35 | 0 | | 0 | 0.00 | 34.0 | 0.039 | 0.83 | 0.63 | 40.77 | 5.07 | 5.07 | 28.26 | 34 | 82 | 233 | 3 | 0.0 | 2.83 |
| 9 | 2.00 | 2.00 | 0 | | 0 | 0.00 | 35.0 | 0.039 | 0.83 | 0.65 | 51.20 | 5.78 | 5.78 | 28.13 | 34 | 78 | 271 | 4 | 0.0 | 2.83 |
| 10 | 2.89 | 2.89 | 2 | 1 | 1 | 0.00 | 36.0 | 0.039 | 0.84 | 0.67 | 64.43 | 0.52 | 6.30 | 15.81 | 35 | 77 | 299 | 6 | 0.0 | 2.83 |
| 11 | 4.15 | 4.15 | 0 | | 1 | 0.00 | 37.0 | 0.039 | 0.84 | 0.70 | 82.09 | 1.34 | 7.12 | 15.86 | 36 | 74 | 12 | 7 | 0.0 | 2.83 |
| 12 | 5.81 | 5.81 | 2 | 3 | 3 | 0.00 | 38.0 | 0.039 | 0.85 | 0.73 | 103.74 | 0.48 | 7.60 | 9.76 | 35 | 69 | 27 | 10 | 0.0 | 2.83 |
| 13 | 5.00 | 5.00 | 2 | 3 | 5 | 0.00 | 39.0 | 0.039 | 0.85 | 0.75 | 94.04 | 0.17 | 7.77 | 8.53 | 35 | 64 | 33 | 8 | 0.0 | 2.83 |
| 14 | 2.74 | 0.00 | 2 | 4 | 2 | 0.00 | 0.0 | 0.024 | 0.00 | 0.00 | 80.10 | 0.00 | 7.77 | 8.10 | 36 | 65 | 50 | 6 | 0.0 | 2.83 |
| 15 | 4.73 | 0.11 | 2 | 3 | 10 | 0.00 | 1.0 | 0.024 | 0.02 | 0.02 | 90.52 | 0.00 | 7.77 | 7.92 | 35 | 69 | 39 | 8 | 0.0 | 2.83 |
| 16 | 4.60 | 0.69 | 0 | | 10 | 0.00 | 2.0 | 0.024 | 0.15 | 0.15 | 88.92 | 0.02 | 7.79 | 7.91 | 35 | 72 | 80 | 8 | 0.0 | 2.83 |
| 17 | 3.76 | 1.07 | 0 | | 10 | 0.00 | 3.0 | 0.024 | 0.28 | 0.25 | 32.00 | 0.05 | 7.82 | 7.92 | 34 | 70 | 35 | 7 | 0.0 | 2.83 |
| 18 | 2.31 | 0.90 | 0 | | 10 | 0.00 | 4.0 | 0.024 | 0.39 | 0.39 | 72.07 | 0.08 | 7.85 | 7.94 | 33 | 73 | 50 | 4 | 0.0 | 2.83 |
| 19 | 1.97 | 0.68 | 0 | | 10 | 0.00 | 5.0 | 0.024 | 0.47 | 0.14 | 70.02 | 0.03 | 7.88 | 7.99 | 33 | 70 | 59 | 4 | 0.0 | 2.83 |
| 20 | 1.86 | 0.31 | 0 | | 10 | 0.00 | 6.0 | 0.024 | 0.53 | 0.16 | 69.44 | 0.04 | 7.81 | 7.88 | 33 | 79 | 45 | 4 | 0.0 | 2.83 |
| 21 | 2.60 | 0.47 | 0 | | 10 | 0.00 | 7.0 | 0.024 | 0.58 | 0.18 | 72.42 | 0.05 | 7.82 | 7.88 | 33 | 75 | 43 | 5 | 0.0 | 2.83 |
| 22 | 3.06 | 0.61 | 0 | | 10 | 0.00 | 8.0 | 0.024 | 0.62 | 0.20 | 73.79 | 0.07 | 7.84 | 7.87 | 32 | 69 | 26 | 6 | 0.0 | 2.83 |
| 23 | 2.67 | 0.57 | 0 | | 10 | 0.00 | 9.0 | 0.024 | 0.66 | 0.21 | 73.01 | 0.08 | 7.85 | 7.87 | 32 | 69 | 23 | 5 | 0.0 | 2.83 |
| 24 | 2.72 | 0.96 | 0 | | 10 | 0.00 | 10.0 | 0.024 | 0.69 | 0.23 | 74.12 | 0.10 | 7.87 | 7.97 | 32 | 69 | 39 | 7 | 0.0 | 2.83 |

Total emmission for 1996 : 37.64

Percent Effenciecy : 90.9627

OKr

K-FACTOR (COAL EMIT) DAILY REPORT

THIS REPORT FOR : 01/06/1996

| TM | K | KD | Ci | SYM | RBC | IR | HRS | SUMIR | FR | FRF | KT | HVI | sumHVI | HVT | TEMP | RH | WD | WDSP | #Cc | sumHVIc |
|---|---|---|---|---|---|---|---|---|---|---|---|---|---|---|---|---|---|---|---|---|
| 1 | 3.75 | 0.99 | 0 | | 0 | 0.00 | 11.0 | 0.024 | 0.77 | 0.27 | 89.96 | 0.43 | 0.43 | 41.92 | 31 | 72 | 40 | 7 | 0.0 | 0.00 |
| 2 | 4.28 | 1.20 | 0 | | 0 | 0.00 | 12.0 | 0.024 | 0.79 | 0.28 | 102.24 | 0.97 | 0.97 | 40.61 | 30 | 71 | 53 | 9 | 0.0 | 0.00 |
| 3 | 3.12 | 0.92 | 0 | | 0 | 0.00 | 13.0 | 0.024 | 0.81 | 0.29 | 76.76 | 1.42 | 1.42 | 39.71 | 29 | 71 | 44 | 7 | 0.0 | 0.00 |
| 4 | 4.25 | 1.32 | 0 | | 0 | 0.00 | 14.0 | 0.024 | 0.82 | 0.31 | 100.49 | 2.07 | 2.07 | 38.52 | 29 | 70 | 41 | 9 | 0.0 | 0.00 |
| 5 | 3.80 | 1.25 | 0 | | 0 | 0.00 | 15.0 | 0.024 | 0.83 | 0.33 | 91.37 | 2.72 | 2.72 | 37.53 | 28 | 67 | 41 | 8 | 0.0 | 0.00 |
| 6 | 4.29 | 1.49 | 0 | | 0 | 0.00 | 16.0 | 0.024 | 0.84 | 0.35 | 100.80 | 3.52 | 3.52 | 36.48 | 28 | 64 | 49 | 8 | 0.0 | 0.00 |
| 7 | 3.55 | 1.30 | 0 | | 0 | 0.00 | 17.0 | 0.024 | 0.85 | 0.36 | 87.44 | 4.26 | 4.26 | 35.69 | 28 | 67 | 46 | 7 | 0.0 | 0.00 |
| 8 | 4.75 | 1.84 | 0 | | 0 | 0.00 | 18.0 | 0.024 | 0.86 | 0.39 | 107.83 | 5.32 | 5.32 | 34.69 | 28 | 64 | 50 | 9 | 0.0 | 0.00 |
| 9 | 5.57 | 2.30 | 0 | | 0 | 0.00 | 19.0 | 0.024 | 0.86 | 0.41 | 120.91 | 6.66 | 6.66 | 33.63 | 28 | 60 | 45 | 10 | 0.0 | 0.00 |
| 10 | 6.03 | 2.66 | 0 | | 0 | 0.00 | 20.0 | 0.024 | 0.87 | 0.44 | 127.82 | 8.28 | 8.28 | 32.65 | 28 | 61 | 41 | 11 | 0.0 | 0.00 |
| 11 | 5.38 | 2.53 | 0 | | 0 | 0.00 | 21.0 | 0.024 | 0.87 | 0.47 | 118.76 | 9.92 | 9.92 | 31.95 | 28 | 60 | 41 | 10 | 0.0 | 0.00 |
| 12 | 4.79 | 2.19 | 0 | | 0 | 0.00 | 22.0 | 0.024 | 0.88 | 0.50 | 105.91 | 11.43 | 11.43 | 31.58 | 27 | 61 | 40 | 8 | 0.0 | 0.00 |
| 13 | 4.23 | 2.22 | 0 | | 0 | 0.00 | 23.0 | 0.024 | 0.89 | 0.53 | 103.89 | 13.04 | 13.04 | 31.35 | 27 | 64 | 42 | 9 | 0.0 | 0.00 |
| 14 | 5.04 | 5.04 | 0 | | 0 | 0.00 | 24.0 | 0.024 | 0.89 | 0.56 | 112.86 | 15.05 | 15.05 | 31.19 | 27 | 65 | 33 | 10 | 0.0 | 0.00 |
| 15 | 5.07 | 5.07 | 0 | | 0 | 0.00 | 25.0 | 0.024 | 0.89 | 0.59 | 113.15 | 17.27 | 17.27 | 31.22 | 26 | 68 | 40 | 11 | 0.0 | 0.00 |
| 16 | 4.09 | 4.09 | 0 | | 0 | 0.00 | 26.0 | 0.024 | 0.90 | 0.62 | 104.31 | 19.29 | 19.29 | 31.48 | 26 | 68 | 40 | 9 | 0.0 | 0.00 |
| 17 | 4.46 | 4.46 | 0 | | 0 | 0.00 | 27.0 | 0.024 | 0.90 | 0.66 | 107.27 | 21.63 | 21.63 | 31.69 | 25 | 79 | 48 | 12 | 0.0 | 0.00 |
| 18 | 3.42 | 2.61 | 0 | | 0 | 0.00 | 0.0 | 0.000 | 1.00 | 0.76 | 100.03 | 26.19 | 26.19 | 34.97 | 24 | 89 | 52 | 11 | 0.0 | 0.00 |
| 19 | 2.64 | 2.90 | 0 | | 0 | 0.00 | 0.0 | 0.000 | 1.00 | 0.80 | 101.32 | 28.62 | 28.62 | 35.82 | 24 | 89 | 54 | 11 | 0.0 | 0.00 |
| 20 | 3.27 | 0.00 | 0 | R | 1 | 0.03 | 0.0 | 0.030 | 0.00 | 0.00 | 99.47 | 0.00 | 28.62 | 31.04 | 24 | 94 | 50 | 11 | 1.0 | 0.00 |
| 21 | 2.56 | 0.00 | 0 | R | 2 | 0.05 | 0.0 | 0.080 | 0.00 | 0.00 | 96.63 | 0.00 | 28.62 | 29.86 | 24 | 97 | 40 | 9 | 2.0 | 0.00 |
| 22 | 2.90 | 0.00 | 0 | R | 3 | 0.04 | 0.0 | 0.150 | 0.00 | 0.00 | 97.00 | 0.00 | 28.62 | 29.20 | 25 | 99 | 44 | 10 | 3.0 | 0.00 |
| 23 | 3.69 | 0.00 | 0 | R | 4 | 0.04 | 0.0 | 0.240 | 0.00 | 0.00 | 99.24 | 0.00 | 28.62 | 28.82 | 26 | 99 | 46 | 12 | 4.0 | 0.00 |
| 24 | 4.27 | 0.00 | 0 | R | 5 | 0.03 | 0.0 | 0.330 | 0.00 | 0.00 | 99.02 | 0.00 | 28.62 | 28.62 | 26 | 98 | 44 | 14 | 5.0 | 0.00 |

Total emission for 1996 : 66.26

Percent Effenciecy : 100.0000

OR

K-FACTOR (COAL EMIT) DAILY REPORT

THIS REPORT FOR : 01/07/1996

| TM | K | KD | Ci | SYM | RBC | IR | HRS | SUMIR | FR | FRF | KT | HVI | sumHVI | HVT | TEMP | RH | WD | WDSP | #Cc | sumHVIc |
|---|---|---|---|---|---|---|---|---|---|---|---|---|---|---|---|---|---|---|---|---|
| 1 | 4.98 | 0.00 | 0 | | 0 | 0.02 | 0.0 | 0.210 | 0.00 | 0.00 | 119.40 | 0.00 | 0.00 | 59.61 | 25 | 98 | 42 | 16 | 0.0 | 0.00 |
| 2 | 4.62 | 0.00 | 0 | | 0 | 0.02 | 0.0 | 0.420 | 0.00 | 0.00 | 111.30 | 0.00 | 0.00 | 57.57 | 26 | 98 | 40 | 15 | 0.0 | 0.00 |
| 3 | 4.11 | 0.00 | 0 | R | 1 | 0.08 | 0.0 | 0.520 | 0.00 | 0.00 | 99.96 | 0.00 | 0.00 | 28.15 | 26 | 98 | 30 | 13 | 1.0 | 0.00 |
| 4 | 4.81 | 0.00 | 0 | R | 2 | 0.12 | 0.0 | 0.660 | 0.00 | 0.00 | 114.73 | 0.00 | 0.00 | 17.26 | 27 | 99 | 41 | 15 | 2.0 | 0.00 |
| 5 | 5.02 | 0.00 | 0 | R | 3 | 0.11 | 0.0 | 0.850 | 0.00 | 0.00 | 118.99 | 0.00 | 0.00 | 10.55 | 30 | 100 | 45 | 14 | 3.0 | 0.00 |
| 6 | 6.63 | 0.00 | 0 | R | 4 | 0.16 | 0.0 | 1.130 | 0.00 | 0.00 | 149.54 | 0.00 | 0.00 | 6.35 | 33 | 100 | 55 | 17 | 4.0 | 0.00 |
| 7 | 7.73 | 0.00 | 0 | R | 5 | 0.05 | 0.0 | 1.290 | 0.00 | 0.00 | 169.40 | 0.00 | 0.00 | 3.78 | 34 | 100 | 59 | 20 | 5.0 | 0.00 |
| 8 | 5.79 | 0.00 | 0 | R | 6 | 0.03 | 0.0 | 1.480 | 0.00 | 0.00 | 136.32 | 0.00 | 0.00 | 2.27 | 36 | 100 | 40 | 14 | 6.0 | 0.00 |
| 9 | 6.17 | 0.00 | 0 | R | 7 | 0.04 | 0.0 | 1.570 | 0.00 | 0.00 | 142.45 | 0.00 | 0.00 | 1.36 | 37 | 101 | 42 | 15 | 7.0 | 0.00 |
| 10 | 6.94 | 0.00 | 0 | | 7 | 0.02 | 0.0 | 1.620 | 0.00 | 0.00 | 154.02 | 0.00 | 0.00 | 1.20 | 38 | 101 | 40 | 16 | 0.0 | 0.00 |
| 11 | 6.56 | 0.00 | 0 | R | 8 | 0.05 | 0.0 | 1.710 | 0.00 | 0.00 | 148.60 | 0.00 | 0.00 | 0.74 | 38 | 101 | 37 | 16 | 1.0 | 0.00 |
| 12 | 7.16 | 0.00 | 0 | R | 9 | 0.10 | 0.0 | 1.820 | 0.00 | 0.00 | 156.45 | 0.00 | 0.00 | 0.42 | 39 | 101 | 25 | 17 | 2.0 | 0.00 |
| 13 | 5.09 | 0.00 | 0 | R | 10 | 0.15 | 0.0 | 2.030 | 0.00 | 0.00 | 131.62 | 0.00 | 0.00 | 0.25 | 36 | 101 | 10 | 12 | 3.0 | 0.00 |
| 14 | 4.77 | 0.00 | 0 | R | 11 | 0.03 | 0.0 | 2.160 | 0.00 | 0.00 | 128.10 | 0.00 | 0.00 | 0.15 | 35 | 101 | 354 | 12 | 4.0 | 0.00 |
| 15 | 4.79 | 0.00 | 0 | | 11 | 0.00 | 1.0 | 2.160 | 0.00 | 0.00 | 128.53 | 0.00 | 0.00 | 0.14 | 34 | 101 | 6 | 12 | 4.0 | 0.00 |
| 16 | 5.68 | 0.00 | 0 | R | 12 | 0.02 | 0.0 | 2.180 | 0.00 | 0.00 | 136.31 | 0.00 | 0.00 | 0.08 | 34 | 101 | 9 | 15 | 0.0 | 0.00 |
| 17 | 5.15 | 0.00 | 0 | R | 13 | 0.03 | 0.0 | 0.050 | 0.00 | 0.00 | 132.08 | 0.00 | 0.00 | 0.04 | 32 | 101 | 318 | 14 | 1.0 | 0.00 |
| 18 | 4.40 | 0.02 | 0 | | 13 | 0.00 | 1.0 | 0.050 | 0.01 | 0.00 | 126.83 | 0.00 | 0.00 | 0.04 | 29 | 100 | 346 | 13 | 1.0 | 0.00 |
| 19 | 6.69 | 0.25 | 0 | | 13 | 0.00 | 2.0 | 0.050 | 0.10 | 0.04 | 140.56 | 0.00 | 0.00 | 0.03 | 29 | 99 | 265 | 19 | 1.0 | 0.00 |
| 20 | 7.45 | 0.57 | 0 | | 13 | 0.00 | 3.0 | 0.050 | 0.24 | 0.08 | 144.53 | 0.00 | 0.00 | 0.03 | 25 | 98 | 268 | 24 | 1.0 | 0.18 |
| 21 | 6.60 | 0.72 | 0 | | 13 | 0.00 | 4.0 | 0.050 | 0.35 | 0.11 | 140.98 | 0.01 | 0.01 | 0.02 | 23 | 98 | 267 | 23 | 1.0 | 0.49 |
| 22 | 6.51 | 0.90 | 0 | | 13 | 0.00 | 5.0 | 0.050 | 0.45 | 0.14 | 140.71 | 0.01 | 0.01 | 0.02 | 22 | 92 | 266 | 22 | 1.0 | 0.90 |
| 23 | 6.33 | 1.03 | 0 | | 13 | 0.00 | 6.0 | 0.050 | 0.49 | 0.16 | 140.36 | 0.01 | 0.01 | 0.02 | 22 | 92 | 267 | 22 | 1.0 | 1.40 |
| 24 | 6.36 | 1.17 | 0 | | 13 | 0.00 | 7.0 | 0.050 | 0.55 | 0.18 | 140.39 | 0.01 | 0.01 | 0.01 | 22 | 92 | 268 | 22 | 1.0 | 1.98 |

Total emmission for 1996 : 66.28

Percent Effenciecy : 96.8030

error
Program thinks
rain - end freeze
to be corrected
started freeze again
on new (wrong) IR.

K-FACTOR (COAL EMIT) DAILY REPORT

THIS REPORT FOR : 01/08/1996

| TM | K | KD | Ci | SYM | RBC | IR | HRS | SUMIR | FR | FRF | KT | HVI | sumHVI | HVT | TEMP | RH | WD | WDSP | #Cc | sumHVIc |
|---|---|---|---|---|---|---|---|---|---|---|---|---|---|---|---|---|---|---|---|---|
| 1 | 6.77 | 1.57 | 0 | | 0 | 0.00 | 8.0 | 0.050 | 0.67 | 0.23 | 162.53 | 0.70 | 0.70 | 80.74 | 23 | 91 | 266 | 23 | 0.0 | 0.06 |
| 2 | 6.75 | 1.68 | 0 | | 0 | 0.00 | 9.0 | 0.050 | 0.70 | 0.25 | 162.07 | 1.50 | 1.50 | 78.54 | 23 | 91 | 263 | 22 | 0.0 | 0.84 |
| 3 | 6.89 | 1.84 | 0 | | 0 | 0.00 | 10.0 | 0.050 | 0.73 | 0.27 | 165.09 | 2.42 | 2.42 | 76.39 | 23 | 89 | 269 | 22 | 0.0 | 1.74 |
| 4 | 6.12 | 1.73 | 0 | | 0 | 0.00 | 11.0 | 0.050 | 0.75 | 0.28 | 148.93 | 3.35 | 3.35 | 74.59 | 23 | 91 | 262 | 20 | 0.0 | 2.65 |
| 5 | 6.55 | 1.90 | 0 | | 0 | 0.00 | 12.0 | 0.050 | 0.77 | 0.30 | 153.53 | 4.39 | 4.39 | 72.81 | 23 | 91 | 261 | 21 | 0.0 | 3.66 |
| 6 | 5.73 | 1.81 | 0 | | 0 | 0.00 | 13.0 | 0.050 | 0.78 | 0.32 | 141.71 | 5.44 | 5.44 | 71.31 | 23 | 92 | 260 | 19 | 0.0 | 4.72 |
| 7 | 5.79 | 1.93 | 0 | | 0 | 0.00 | 14.0 | 0.050 | 0.80 | 0.33 | 142.88 | 6.59 | 6.59 | 69.88 | 23 | 94 | 263 | 20 | 0.0 | 5.86 |
| 8 | 5.90 | 2.07 | 0 | | 0 | 0.00 | 15.0 | 0.050 | 0.81 | 0.35 | 144.69 | 7.85 | 7.85 | 68.51 | 23 | 95 | 273 | 20 | 0.0 | 5.86 |
| 9 | 5.66 | 4.37 | 0 | | 1 | 0.01 | 16.0 | 0.013 | 0.95 | 0.80 | 135.63 | 1.22 | 9.07 | 38.73 | 25 | 94 | 284 | 18 | 0.0 | 5.86 |
| 10 | 5.45 | 4.92 | 0 | | 1 | 0.00 | 0.0 | 0.000 | 1.00 | 0.91 | 137.04 | 2.82 | 10.67 | 39.29 | 24 | 96 | 302 | 18 | 0.0 | 5.86 |
| 11 | 5.22 | 5.07 | 0 | | 1 | 0.00 | 0.0 | 0.000 | 1.00 | 0.97 | 134.19 | 4.54 | 12.39 | 39.98 | 25 | 93 | 312 | 17 | 0.0 | 5.86 |
| 12 | 6.17 | 6.11 | 0 | | 1 | 0.00 | 0.0 | 0.000 | 1.00 | 1.04 | 161.88 | 6.33 | 14.78 | 41.57 | 26 | 89 | 314 | 19 | 0.0 | 5.86 |
| 13 | 7.14 | 8.03 | 0 | | 1 | 0.00 | 0.0 | 0.000 | 1.00 | 1.13 | 158.28 | 10.01 | 17.86 | 42.66 | 26 | 89 | 313 | 20 | 0.0 | 5.86 |
| 14 | 7.62 | 9.27 | 0 | | 1 | 0.00 | 0.0 | 0.000 | 1.00 | 1.22 | 163.64 | 13.81 | 21.66 | 44.81 | 27 | 84 | 317 | 20 | 0.0 | 5.86 |
| 15 | 9.40 | 12.42 | 0 | | 1 | 0.00 | 0.0 | 0.000 | 1.00 | 1.32 | 181.57 | 19.10 | 27.03 | 48.08 | 29 | 71 | 314 | 20 | 0.0 | 5.86 |
| 16 | 10.02 | 14.42 | 0 | | 1 | 0.00 | 0.0 | 0.000 | 1.00 | 1.44 | 186.98 | 25.83 | 33.68 | 52.45 | 30 | 65 | 308 | 19 | 0.0 | 5.86 |
| 17 | 10.45 | 16.35 | 0 | | 1 | 0.00 | 0.0 | 0.000 | 1.00 | 1.57 | 190.38 | 33.88 | 41.74 | 58.06 | 31 | 59 | 300 | 17 | 0.0 | 5.86 |
| 18 | 14.69 | 25.42 | 0 | | 1 | 0.00 | 0.0 | 0.000 | 1.00 | 1.73 | 220.08 | 46.76 | 54.61 | 67.46 | 32 | 47 | 312 | 19 | 0.0 | 5.86 |
| 19 | 14.11 | 26.87 | 0 | | 1 | 0.00 | 0.0 | 0.000 | 1.00 | 1.89 | 216.63 | 61.47 | 69.32 | 78.79 | 31 | 46 | 311 | 18 | 0.0 | 5.86 |
| 20 | 8.61 | 17.51 | 0 | | 1 | 0.00 | 0.0 | 0.000 | 1.00 | 2.03 | 189.13 | 72.50 | 80.35 | 87.76 | 30 | 54 | 296 | 13 | 0.0 | 5.86 |
| 21 | 6.05 | 13.00 | 0 | | 1 | 0.00 | 0.0 | 0.000 | 1.00 | 2.15 | 178.89 | 81.67 | 89.52 | 95.50 | 28 | 59 | 288 | 11 | 0.0 | 5.86 |
| 22 | 7.06 | 16.07 | 0 | | 1 | 0.00 | 0.0 | 0.000 | 1.00 | 2.28 | 181.94 | 92.87 | 100.72 | 105.04 | 27 | 57 | 272 | 13 | 0.0 | 5.86 |
| 23 | 8.69 | 21.06 | 0 | | 1 | 0.00 | 0.0 | 0.000 | 1.00 | 2.42 | 185.18 | 107.30 | 115.16 | 117.45 | 26 | 57 | 270 | 16 | 0.0 | 8.39 |
| 24 | 10.05 | 26.02 | 0 | | 1 | 0.00 | 0.0 | 0.000 | 1.00 | 2.59 | 186.54 | 125.19 | [illegible] | 133.04 | 26 | 54 | 269 | 18 | 0.0 | 20.76 |

Total emmission for 1996 : 199.32

Percent Effenciecy : 75.0034

.01 cycle and this is OK
.01 rain and this is wrong.
Same here with
Brought fwd wrong from
01/07/96

01/05/96 to
01/12/96 will be re programed (corrected)
and attached when problem solved.

DATE 01/06/96

DOMINION

KT 100.80 EFF.------> 37.85632

Sb 0.4321474

Sl 0.3300385

CEunc 43.56046 EIR BF. 0.0240 HRS 10.00

%EFF/C 0.2362826 FIR BF 0.0240 FHRS BF = HRS

Sp 0.0000000 EKF BF 74.13 KT BF 74.13

| B.F. | K N/A | KD N/A | Ci N/A | ECi N/A | KT 74.13 | EK/seq N/A | IR N/A | EIR 0.024 | HRS 10 | Fr 0.68 | Tf – | FIR 0.024 | EKF 74.13 | FHRS 10.00 | Ffr 0.2920 | SL N/A | HVI N/A | EHVI N/A | HVT N/A | Kc | HviC | PASS-O EHviC | #Co | T' | CT-C' | EK/seqC |
|---|---|---|---|---|---|---|---|---|---|---|---|---|---|---|---|---|---|---|---|---|---|---|---|---|---|---|
| 1 | 3.75 | 1.30 | 0 | 1 | 90.00 | 3.75 | 0.00 | 0.024 | 11 | 0.77 | 23 | 0.024 | 77.88 | 11.00 | 0.3468 | 0.1144476 | 0.43 | 0.43 | 24.77 | 0 | 0.00 | 0.00 | 1 | 1 | 0.00 | 3.75 |
| 2 | 4.28 | 1.59 | 0 | 1 | 102.19 | 8.03 | 0.00 | 0.024 | 12 | 0.79 | 23 | 0.024 | 82.16 | 12.00 | 0.3714 | 0.1225874 | 0.98 | 0.98 | 24.11 | 1 | 0.20 | 0.20 | 1 | 1 | 0.00 | 8.03 |
| 3 | 3.12 | 1.23 | 0 | 1 | 76.67 | 11.15 | 0.00 | 0.024 | 13 | 0.80 | 23 | 0.024 | 85.28 | 13.00 | 0.3948 | 0.1303039 | 1.45 | 1.45 | 23.70 | 1 | 0.58 | 0.58 | 1 | 1 | 0.00 | 11.15 |
| 4 | 4.25 | 1.79 | 0 | 1 | 100.40 | 15.40 | 0.00 | 0.024 | 14 | 0.82 | 23 | 0.024 | 89.53 | 14.00 | 0.4209 | 0.1389015 | 2.14 | 2.14 | 23.20 | 1 | 1.17 | 1.17 | 1 | 1 | 0.00 | 15.40 |
| 5 | 5.20 | 2.34 | 0 | 1 | 119.40 | 20.60 | 0.00 | 0.024 | 15 | 0.83 | 23 | 0.024 | 94.73 | 15.00 | 0.4499 | 0.1484737 | 3.06 | 3.06 | 22.69 | 1 | 1.98 | 1.98 | 1 | 1 | 0.00 | 20.60 |
| 6 | 4.29 | 2.05 | 0 | 1 | 102.11 | 24.89 | 0.00 | 0.024 | 16 | 0.84 | 23 | 0.024 | 99.02 | 16.00 | 0.4782 | 0.1578204 | 3.93 | 3.93 | 22.38 | 1 | 2.76 | 2.76 | 1 | 1 | 0.00 | 24.89 |
| 7 | 3.55 | 1.80 | 0 | 1 | 88.79 | 28.44 | 0.00 | 0.024 | 17 | 0.85 | 23 | 0.024 | 102.57 | 17.00 | 0.5058 | 0.1669483 | 4.75 | 4.75 | 22.24 | 1 | 3.50 | 3.50 | 1 | 1 | 0.00 | 28.44 |
| 8 | 4.75 | 2.55 | 0 | 1 | 109.19 | 33.19 | 0.00 | 0.024 | 18 | 0.85 | 23 | 0.024 | 107.32 | 18.00 | 0.5375 | 0.1774044 | 5.89 | 5.89 | 22.11 | 1 | 0.00 | 3.50 | 1 | 1 | 3.50 | 0.00 |
| 9 | 5.57 | 3.19 | 0 | 1 | 122.31 | 38.76 | 0.00 | 0.024 | 19 | 0.86 | 23 | 0.024 | 112.89 | 19.00 | 0.5728 | 0.1890541 | 7.33 | 7.33 | 22.08 | 0 | 0.00 | 3.50 | 1 | 1 | 3.50 | 0.00 |
| 10 | 6.03 | 3.69 | 0 | 1 | 129.21 | 44.79 | 0.00 | 0.024 | 20 | 0.87 | 23 | 0.024 | 118.92 | 20.00 | 0.6111 | 0.2016970 | 9.03 | 9.03 | 22.21 | 0 | 0.00 | 3.50 | 1 | 1 | 3.50 | 0.00 |
| 11 | 5.38 | 3.49 | 0 | 1 | 120.11 | 50.17 | 0.00 | 0.024 | 21 | 0.87 | 23 | 0.024 | 124.30 | 21.00 | 0.6493 | 0.2142893 | 10.75 | 10.75 | 22.55 | 0 | 0.00 | 3.50 | 1 | 1 | 3.50 | 0.00 |
| 12 | 4.39 | 3.01 | 0 | 1 | 107.24 | 54.56 | 0.00 | 0.024 | 22 | 0.88 | 23 | 0.024 | 128.69 | 22.00 | 0.6859 | 0.2263670 | 12.35 | 12.35 | 23.04 | 0 | 0.00 | 3.50 | 1 | 1 | 3.50 | 0.00 |
| 13 | 4.23 | 3.06 | 0 | 1 | 105.32 | 58.79 | 0.00 | 0.024 | 23 | 0.88 | 23 | 0.024 | 132.92 | 23.00 | 0.7233 | 0.2387077 | 14.03 | 14.03 | 23.67 | 0 | 0.00 | 3.50 | 1 | 1 | 3.50 | 0.00 |
| 14 | 5.04 | 3.85 | 0 | 1 | 114.23 | 63.83 | 0.00 | 0.024 | 24 | 0.89 | 23 | 0.024 | 137.96 | 24.00 | 0.7649 | 0.2524362 | 16.11 | 16.11 | 24.51 | 0 | 0.00 | 3.50 | 1 | 1 | 3.50 | 0.00 |
| 15 | 5.07 | 5.07 | 0 | 1 | 114.53 | 68.90 | 0.00 | 0.024 | 25 | 0.89 | 23 | 0.024 | 143.03 | 25.00 | 0.8082 | 0.2667261 | 18.38 | 18.38 | 25.55 | 0 | 0.00 | 3.50 | 1 | 1 | 3.50 | 0.00 |
| 16 | 4.09 | 4.09 | 0 | 1 | 105.71 | 72.99 | 0.00 | 0.024 | 26 | 0.90 | 23 | 0.024 | 147.12 | 26.00 | 0.8492 | 0.2802814 | 20.46 | 20.46 | 26.66 | 0 | 0.00 | 3.50 | 1 | 1 | 3.50 | 0.00 |
| 17 | 4.46 | 4.46 | 0 | 1 | 108.67 | 77.45 | 0.00 | 0.024 | 27 | 0.90 | 23 | 0.024 | 151.58 | 27.00 | 0.8931 | 0.2947616 | 22.83 | 22.83 | 27.98 | 0 | 0.00 | 3.50 | 1 | 1 | 3.50 | 0.00 |
| 18 | 3.42 | 3.42 | 0 | 1 | 101.39 | 80.87 | 0.00 | 0.024 | 28 | 0.90 | 23 | 0.024 | 155.00 | 28.00 | 0.9340 | 0.3082537 | 24.93 | 24.93 | 29.30 | 0 | 0.00 | 3.50 | 1 | 1 | 3.50 | 0.00 |
| 19 | 3.24 | 3.24 | 0 | 1 | 100.31 | 84.11 | 0.00 | 0.024 | 29 | 0.91 | 23 | 0.024 | 158.24 | 29.00 | 0.9752 | 0.3218413 | 27.07 | 27.07 | 30.70 | 0 | 0.00 | 3.50 | 1 | 1 | 3.50 | 0.00 |
| 20 | 3.27 | 3.27 | 0 | 2 | 100.46 | 3.27 | 0.03 | 0.031 | 0 | 0.00 | 23 | 0.031 | 161.51 | 30.00 | 0.0000 | 0.0000000 | 0.00 | 27.07 | 28.92 | 0 | 0.00 | 3.50 | 2 | 1 | 3.50 | 3.27 |
| 21 | 2.56 | 0.00 | 0 | 3 | 97.62 | 2.56 | 0.05 | 0.080 | 0 | 0.00 | 23 | 0.080 | 164.07 | 31.00 | 0.0000 | 0.0000000 | 0.00 | 27.07 | 28.02 | 0 | 0.00 | 3.50 | 3 | 1 | 3.50 | 2.56 |
| 22 | 2.90 | 0.00 | 0 | 4 | 98.64 | 2.90 | 0.04 | 0.120 | 0 | 0.00 | 23 | 0.120 | 166.97 | 32.00 | 0.0000 | 0.0000000 | 0.00 | 27.07 | 27.51 | 0 | 0.00 | 3.50 | 4 | 1 | 3.50 | 2.90 |
| 23 | 3.69 | 0.00 | 0 | 5 | 100.22 | 3.69 | 0.04 | 0.160 | 0 | 0.00 | 23 | 0.160 | 170.66 | 33.00 | 0.0000 | 0.0000000 | 0.00 | 27.07 | 27.22 | 0 | 0.00 | 3.50 | 5 | 1 | 3.50 | 3.69 |
| 24 | 4.27 | 0.00 | 0 | 6 | 100.80 | 4.27 | 0.03 | 0.190 | 0 | 0.00 | 23 | 0.190 | 174.93 | 34.00 | 0.0000 | 0.0000000 | 0.00 | 27.07 | 27.07 | 0 | 0.00 | 3.50 | 6 | 1 | 3.50 | 4.27 |

plnk

# DOMINION

01/06/96

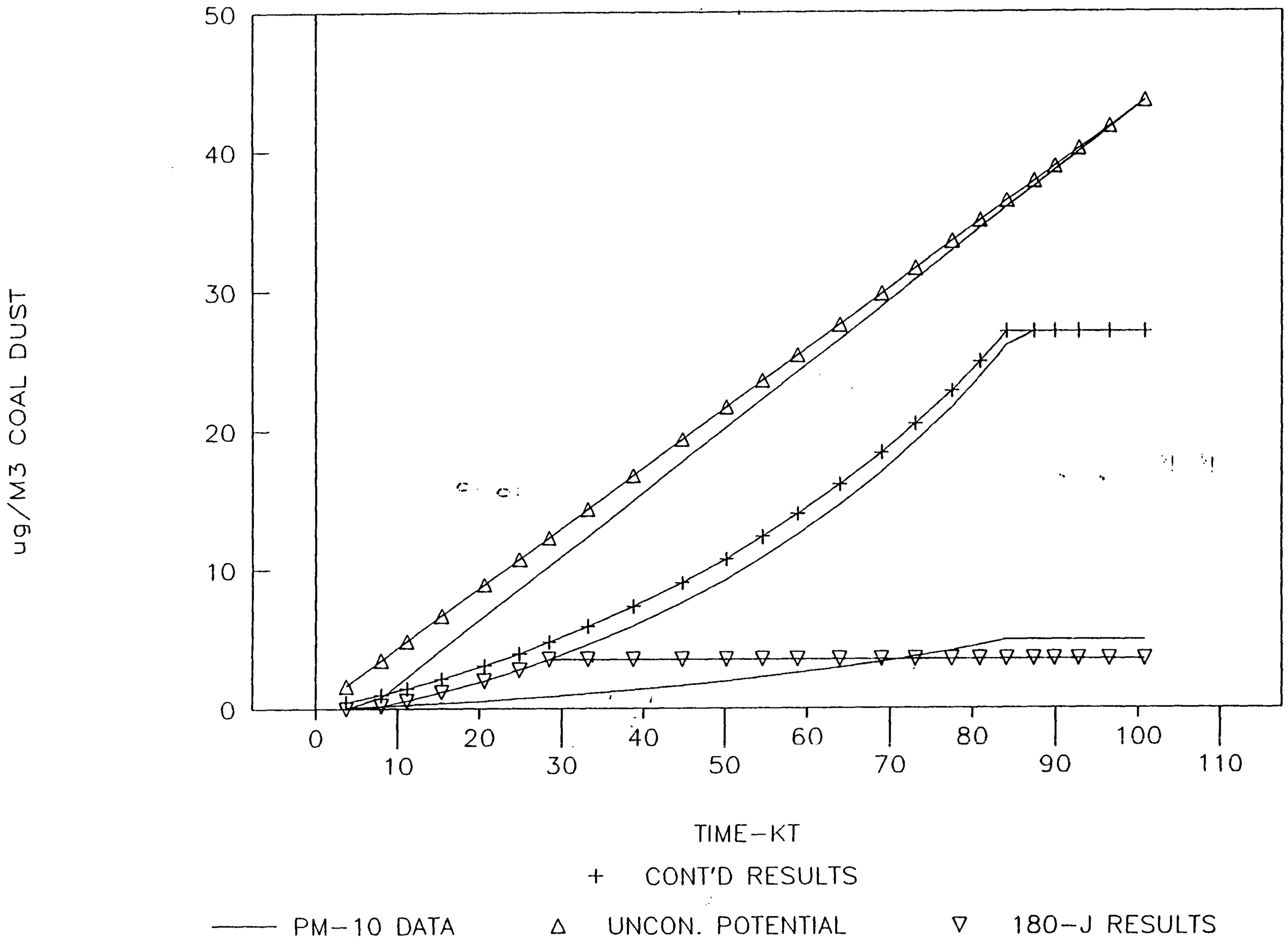

DATE 01/07/96

DOMINION

KT 138.37 EFF.------> 99.99998

Sb 0.4398943

Sl 0.3516489

CEunc 60.86817 EIR BF. 0.1900 HRS 34.00

%EFF/C 0.2006059 FIR BF 0.1900 FHRS BF = HRS

Sp 0.0000000 EKF BF 174.93 KT BF 100.80

0.000007

| B.F. | K N/A | | KD N/A | CI N/A | ECI N/A | | KT 100.80 | EK/seq N/A | IR N/A | "old" EIR 0.180 | EIR 0.180 | HRS 34 | Fr 0.52 | TI – | FIR 0.19 | IRadj 0.008 | #CIR | EKF 174.93 | FHRS 34.00 | Flr 0.2227 | SL N/A | HVI N/A | EHVI N/A | HVT N/A | Ko | HVIC | EHVIC | PASS-O #Co | T' | CT-C' | EK/seqC |
|---|---|---|---|---|---|---|---|---|---|---|---|---|---|---|---|---|---|---|---|---|---|---|---|---|---|---|---|---|---|---|---|
| 1 | | 4.98 | 4.98 | 0 | | 1 | 118.52 | 4.98 | 0.02 | 0.028 | 0.026 | 0 | 0.00 | 23 | 0.03 | 0.000 | 0.0200 | 179.91 | 35.00 | 0.0000 | 0.0000000 | 0.00 | 0.00 | 37.29 | 0 | 0.00 | 0.00 | 0 | 0 | 0.00 | 0.00 |
| 2 | | 4.62 | 0.00 | 0 | | 1 | 111.24 | 9.60 | 0.02 | 0.040 | 0.046 | 0 | 0.00 | 23 | 0.05 | 0.020 | 0.0400 | 184.53 | 36.00 | 0.0000 | 0.0000000 | 0.00 | 0.00 | 35.81 | 0 | 0.00 | 0.00 | 0 | 0 | 0.00 | 0.00 |
| 3 | | 4.11 | 0.00 | 0 | | 2 | 100.02 | 4.11 | 0.08 | 0.140 | 0.140 | 0 | 0.00 | 23 | 0.14 | 0.040 | 0.1200 | 188.64 | 37.00 | 0.0000 | 0.0000000 | 0.00 | 0.00 | 34.50 | 0 | 0.00 | 0.00 | 1 | 0 | 0.00 | 4.11 |
| 4 | | 4.81 | 0.00 | 0 | | 3 | 114.72 | 4.81 | 0.12 | 0.280 | 0.260 | 0 | 0.00 | 23 | 0.28 | 0.120 | 0.2400 | 193.45 | 38.00 | 0.0000 | 0.0000000 | 0.00 | 0.00 | 32.98 | 0 | 0.00 | 0.00 | 2 | 0 | 0.00 | 4.81 |
| 5 | | 3.02 | 0.00 | 0 | | 4 | 78.92 | 3.02 | 0.11 | 0.470 | 0.370 | 0 | 0.00 | 23 | 0.37 | 0.240 | 0.3500 | 196.47 | 39.00 | 0.0000 | 0.0000000 | 0.00 | 0.00 | 32.03 | 0 | 0.00 | 0.00 | 3 | 0 | 0.00 | 3.02 |
| 6 | | 6.63 | 0.00 | 0 | | 5 | 147.51 | 6.63 | 0.16 | 0.750 | 0.530 | 0 | 0.00 | 23 | 0.53 | 0.350 | 0.5100 | 203.10 | 40.00 | 0.0000 | 0.0000000 | 0.00 | 0.00 | 29.98 | 0 | 0.00 | 0.00 | 4 | 0 | 0.00 | 6.63 |
| 7 | | 7.72 | 0.00 | 0 | | 6 | 167.13 | 7.72 | 0.05 | 0.910 | 0.580 | 0 | 0.00 | 23 | 0.58 | 0.510 | 0.5600 | 210.82 | 41.00 | 0.0000 | 0.0000000 | 0.00 | 0.00 | 27.58 | 0 | 0.00 | 0.00 | 5 | 0 | 0.00 | 7.72 |
| 8 | | 5.79 | 0.00 | 0 | | 7 | 134.32 | 5.79 | 0.03 | 1.100 | 0.610 | 0 | 0.00 | 23 | 0.61 | 0.560 | 0.5900 | 216.61 | 42.00 | 0.0000 | 0.0000000 | 0.00 | 0.00 | 25.82 | 0 | 0.00 | 0.00 | 6 | 0 | 0.00 | 5.79 |
| 9 | | 6.17 | 0.00 | 0 | | 8 | 140.40 | 6.17 | 0.04 | 1.190 | 0.650 | 0 | 0.00 | 23 | 0.65 | 0.590 | 0.6300 | 222.78 | 43.00 | 0.0000 | 0.0000000 | 0.00 | 0.00 | 23.97 | 0 | 0.00 | 0.00 | 7 | 0 | 0.00 | 6.17 |
| 10 | | 6.94 | 0.00 | 0 | | 8 | 151.95 | 13.11 | 0.02 | 1.240 | 0.670 | 0 | 0.00 | 23 | 0.67 | 0.630 | 0.6500 | 229.72 | 44.00 | 0.0000 | 0.0000000 | 0.00 | 0.00 | 21.91 | 0 | 0.00 | 0.00 | 0 | 0 | 0.00 | 6.94 |
| 11 | | 6.56 | 0.00 | 0 | | 9 | 146.63 | 6.56 | 0.05 | 1.330 | 0.720 | 0 | 0.00 | 23 | 0.72 | 0.650 | 0.7000 | 236.28 | 45.00 | 0.0000 | 0.0000000 | 0.00 | 0.00 | 19.99 | 0 | 0.00 | 0.00 | 1 | 0 | 0.00 | 6.56 |
| 12 | | 7.16 | 0.00 | 0 | | 10 | 154.43 | 7.16 | 0.10 | 1.450 | 0.820 | 0 | 0.00 | 23 | 0.82 | 0.700 | 0.8000 | 243.44 | 46.00 | 0.0000 | 0.0000000 | 0.00 | 0.00 | 17.92 | 0 | 0.00 | 0.00 | 2 | 0 | 0.00 | 7.16 |
| 13 | | 5.09 | 0.00 | 0 | | 11 | 129.59 | 5.09 | 0.15 | 1.650 | 0.970 | 0 | 0.00 | 23 | 0.97 | 0.800 | 0.9500 | 248.53 | 47.00 | 0.0000 | 0.0000000 | 0.00 | 0.00 | 16.48 | 0 | 0.00 | 0.00 | 3 | 0 | 0.00 | 5.09 |
| 14 | | 4.77 | 0.00 | 0 | | 12 | 126.07 | 4.77 | 0.03 | 1.780 | 1.000 | 0 | 0.00 | 23 | 1.00 | 0.950 | 0.9800 | 253.30 | 48.00 | 0.0000 | 0.0000000 | 0.00 | 0.00 | 15.14 | 0 | 0.00 | 0.00 | 4 | 0 | 0.00 | 4.77 |
| 15 | | 4.79 | 0.00 | 0 | | 12 | 126.27 | 9.56 | 0.00 | 1.780 | 1.000 | 1 | 0.00 | 23 | 1.00 | 1.000 | 0.0000 | 258.09 | 49.00 | 0.0000 | 0.0000000 | 0.00 | 0.00 | 13.82 | 0 | 0.00 | 0.00 | 4 | 0 | 0.00 | 0.00 |
| 16 | | 5.68 | 0.00 | 0 | | 13 | 134.28 | 5.68 | 0.02 | 1.020 | 1.020 | 0 | 0.00 | 23 | 1.02 | 0.000 | 0.0200 | 263.77 | 50.00 | 0.0000 | 0.0000000 | 0.00 | 0.00 | 7.88 | 0 | 0.00 | 0.00 | 0 | 0 | 0.00 | 5.68 |
| 17 | | 5.15 | 0.00 | 0 | | 14 | 130.04 | 5.15 | 0.03 | 0.050 | 1.050 | 0 | 0.00 | 23 | 1.05 | 0.020 | 0.0500 | 268.92 | 51.00 | 0.0000 | 0.0000000 | 0.00 | 0.00 | 4.49 | 0 | 0.00 | 0.00 | 1 | 0 | 0.00 | 5.15 |
| 18 | | 4.40 | 0.00 | 0 | | 14 | 124.79 | 9.55 | 0.00 | 0.050 | 1.050 | 1 | 0.00 | 23 | 1.05 | 1.050 | 0.0000 | 273.32 | 52.00 | 0.0000 | 0.0000000 | 0.00 | 0.00 | 4.05 | 0 | 0.00 | 0.00 | 1 | 0 | 0.00 | 0.00 |
| 19 | | 6.69 | 0.00 | 0 | | 14 | 138.53 | 16.24 | 0.00 | 0.050 | 1.050 | 2 | 0.00 | 23 | 1.05 | 0.525 | 0.0000 | 280.01 | 53.00 | 0.0000 | 0.0000000 | 0.00 | 0.00 | 3.38 | 1 | 0.00 | 0.00 | 1 | 0 | 0.00 | 6.69 |
| 20 | | 7.49 | 0.00 | 0 | | 14 | 142.53 | 23.73 | 0.00 | 0.050 | 1.050 | 3 | 0.00 | 23 | 1.05 | 0.350 | 0.0000 | 287.50 | 54.00 | 0.0000 | 0.0000000 | 0.00 | 0.00 | 2.62 | 1 | 0.00 | 0.00 | 1 | 0 | 0.00 | 14.18 |
| 21 | | 6.60 | 0.00 | 0 | | 14 | 138.97 | 30.33 | 0.00 | 0.050 | 1.050 | 4 | 0.00 | 23 | 1.05 | 0.263 | 0.0000 | 294.10 | 55.00 | 0.0000 | 0.0000000 | 0.00 | 0.00 | 1.95 | 1 | 0.00 | 0.00 | 1 | 0 | 0.00 | 20.78 |
| 22 | | 6.51 | 0.00 | 0 | | 14 | 138.70 | 36.84 | 0.00 | 0.050 | 1.050 | 5 | 0.00 | 23 | 1.05 | 0.210 | 0.0000 | 300.61 | 56.00 | 0.0000 | 0.0000000 | 0.00 | 0.00 | 1.29 | 1 | 0.00 | 0.00 | 1 | 0 | 0.00 | 27.22 |
| 23 | | 6.33 | 0.00 | 0 | | 14 | 138.34 | 43.17 | 0.00 | 0.050 | 1.050 | 6 | 0.00 | 23 | 1.05 | 0.175 | 0.0000 | 306.94 | 57.00 | 0.0000 | 0.0000000 | 0.00 | 0.00 | 0.64 | 1 | 0.00 | 0.00 | 1 | 0 | 0.00 | 33.62 |
| 24 | | 6.36 | 0.00 | 0 | | 14 | 138.37 | 49.53 | 0.00 | 0.050 | 1.050 | 7 | 0.00 | 23 | 1.05 | 0.150 | 0.0000 | 313.30 | 58.00 | 0.0000 | 0.0000001 | 0.00 | 0.00 | 0.00 | 1 | 0.00 | 0.00 | 1 | 0 | 0.00 | 39.98 |

1.03

phk

# DOMINION TERMINAL

01/07/96

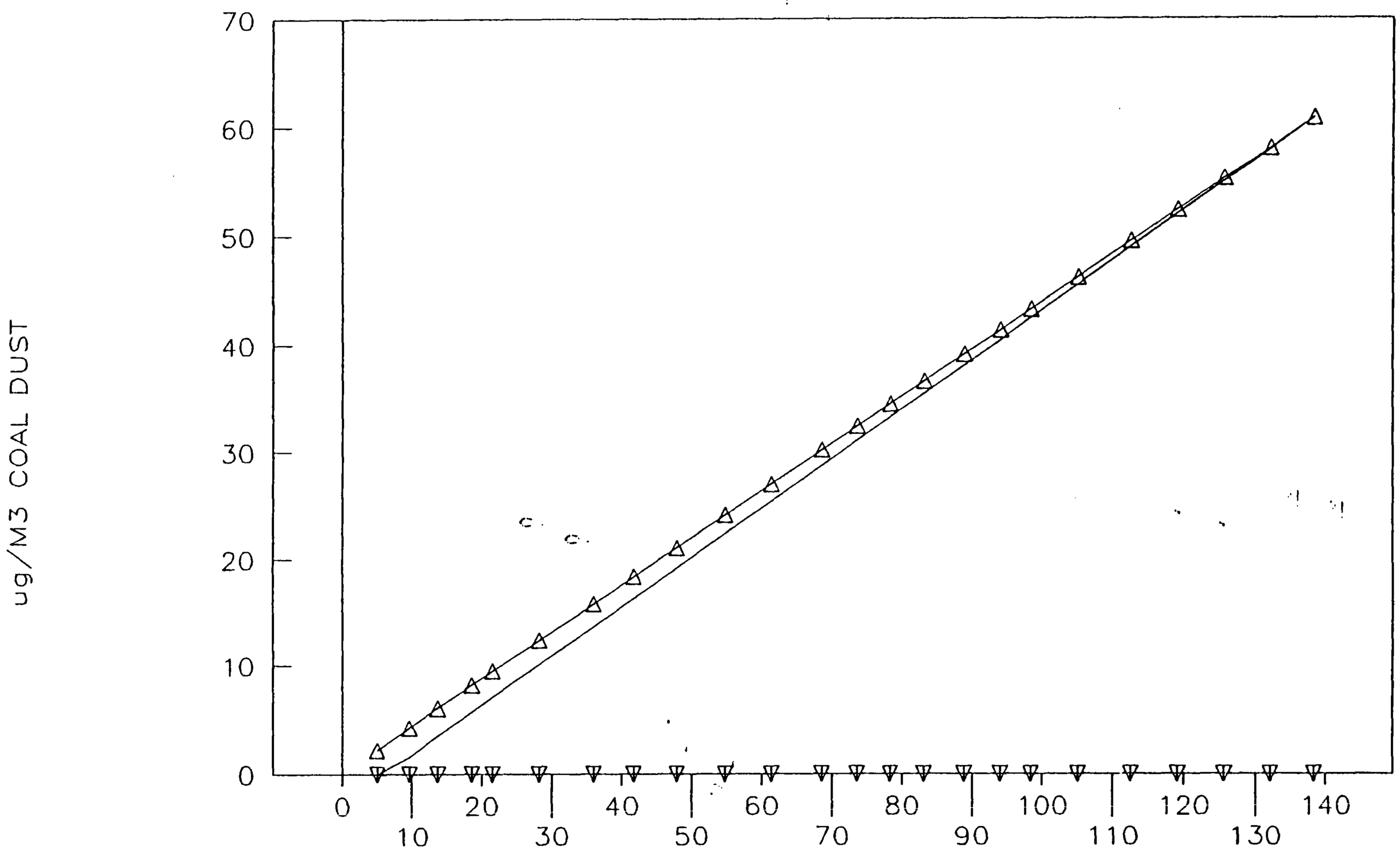


TIME–KT

\+ CONT'D RESULTS

—— PM–10 DATA  △ UNCON. POTENTIAL  ▽ 180–J RESULTS

DATE 01/08/96

DOMINION

KT 187.51 EFF.------> 82.82047

Sb 0.4453412

Sl 0.3732211

CEunc 83.50594 EIR BF. 1.0500 HRS 58.00

%EFF/C 0.1619435 FIR BF 1.0500 FHRS BF = HRS

Sp 0.0000000 EKF BF 313.30 KT BF 138.37

14.34592

| B.F. | K N/A | KD N/A | Ci N/A | ECI N/A | | KT 138.37 | EK/seq N/A | IR N/A | EIR 1.050 | HRS 58 | Fr 0.21 | Tf – | FIR 1.05 | EKF 313.30 | FHRS 58.00 | Ffr 0.0788 | SL N/A | HVi N/A | EHVi N/A | HVT N/A | Kc | HviC | EHviC | PASS-O #Cc | T' | CT-C' | EK/seqC |
|---|---|---|---|---|---|---|---|---|---|---|---|---|---|---|---|---|---|---|---|---|---|---|---|---|---|---|---|
| 1 | 6.77 | 6.77 | 0 | | 1 | 162.48 | 6.77 | 0.00 | 1.050 | 59 | 0.32 | 23 | 1.05 | 320.07 | 59.00 | 0.1218 | 0.0454571 | 0.31 | 0.31 | 56.51 | 1 | 0.02 | 0.02 | 1 | 1 | 0.00 | 6.77 |
| 2 | 6.75 | 6.75 | 0 | | 1 | 162.02 | 13.52 | 0.00 | 1.050 | 60 | 0.33 | 23 | 1.05 | 326.82 | 60.00 | 0.1250 | 0.0466637 | 0.63 | 0.63 | 54.41 | 1 | 0.27 | 0.27 | 1 | 1 | 0.00 | 13.52 |
| 3 | 6.89 | 6.89 | 0 | | 1 | 165.10 | 20.41 | 0.00 | 1.050 | 61 | 0.33 | 23 | 1.05 | 333.71 | 61.00 | 0.1283 | 0.0478806 | 0.98 | 0.98 | 52.30 | 1 | 0.56 | 0.56 | 1 | 1 | 0.00 | 20.41 |
| 4 | 6.12 | 6.12 | 0 | | 1 | 148.93 | 26.53 | 0.00 | 1.050 | 62 | 0.34 | 23 | 1.05 | 339.83 | 62.00 | 0.1315 | 0.0490811 | 1.30 | 1.30 | 50.46 | 1 | 0.83 | 0.83 | 1 | 1 | 0.00 | 26.53 |
| 5 | 6.35 | 6.35 | 0 | | 1 | 153.53 | 32.88 | 0.00 | 1.050 | 63 | 0.35 | 23 | 1.05 | 346.18 | 63.00 | 0.1348 | 0.0502943 | 1.65 | 1.65 | 48.58 | 1 | 1.13 | 1.13 | 1 | 1 | 0.00 | 32.88 |
| 6 | 5.73 | 5.73 | 0 | | 1 | 141.75 | 38.61 | 0.00 | 1.050 | 64 | 0.35 | 23 | 1.05 | 351.91 | 64.00 | 0.1380 | 0.0514935 | 1.99 | 1.99 | 46.91 | 1 | 1.42 | 1.42 | 1 | 1 | 0.00 | 38.61 |
| 7 | 5.78 | 5.78 | 0 | | 1 | 142.65 | 44.39 | 0.00 | 1.050 | 65 | 0.36 | 23 | 1.05 | 357.69 | 65.00 | 0.1412 | 0.0526995 | 2.34 | 2.34 | 45.26 | 1 | 1.73 | 1.73 | 1 | 1 | 0.00 | 44.39 |
| 8 | 5.90 | 5.90 | 0 | | 1 | 144.69 | 50.29 | 0.00 | 1.050 | 66 | 0.36 | 23 | 1.05 | 363.59 | 66.00 | 0.1445 | 0.0539150 | 2.71 | 2.71 | 43.60 | 0 | 0.00 | 1.73 | 1 | 1 | 1.73 | 0.00 |
| 9 | 5.33 | 5.33 | 0 | | 1 | 135.57 | 55.62 | 0.00 | 1.050 | 67 | 0.37 | 23 | 1.05 | 368.92 | 67.00 | 0.1477 | 0.0551160 | 3.07 | 3.07 | 42.13 | 0 | 0.00 | 1.73 | 1 | 1 | 1.73 | 0.00 |
| 10 | 5.43 | 5.43 | 0 | | 1 | 137.07 | 61.05 | 0.00 | 1.050 | 68 | 0.37 | 23 | 1.05 | 374.35 | 68.00 | 0.1509 | 0.0563255 | 3.44 | 3.44 | 40.66 | 0 | 0.00 | 1.73 | 1 | 1 | 1.73 | 0.00 |
| 11 | 5.22 | 5.22 | 0 | | 1 | 134.13 | 66.27 | 0.00 | 1.050 | 69 | 0.38 | 23 | 1.05 | 379.57 | 69.00 | 0.1542 | 0.0575323 | 3.81 | 3.81 | 39.28 | 0 | 0.00 | 1.73 | 1 | 1 | 1.73 | 0.00 |
| 12 | 6.35 | 6.35 | 0 | | 1 | 148.82 | 72.62 | 0.00 | 1.050 | 70 | 0.39 | 23 | 1.05 | 385.92 | 70.00 | 0.1575 | 0.0587876 | 4.27 | 4.27 | 37.62 | 0 | 0.00 | 1.73 | 1 | 1 | 1.73 | 0.00 |
| 13 | 7.14 | 7.14 | 0 | | 1 | 158.30 | 79.76 | 0.00 | 1.050 | 71 | 0.39 | 23 | 1.05 | 393.06 | 71.00 | 0.1610 | 0.0600819 | 4.79 | 4.79 | 35.79 | 0 | 0.00 | 1.73 | 1 | 1 | 1.73 | 0.00 |
| 14 | 7.62 | 7.62 | 0 | | 1 | 163.58 | 87.38 | 0.00 | 1.050 | 72 | 0.40 | 23 | 1.05 | 400.68 | 72.00 | 0.1645 | 0.0614051 | 5.37 | 5.37 | 33.88 | 0 | 0.00 | 1.73 | 1 | 1 | 1.73 | 0.00 |
| 15 | 9.40 | 9.40 | 0 | | 1 | 181.38 | 96.78 | 0.00 | 1.050 | 73 | 0.40 | 23 | 1.05 | 410.08 | 73.00 | 0.1683 | 0.0628137 | 6.08 | 6.08 | 31.58 | 0 | 0.00 | 1.73 | 1 | 1 | 1.73 | 0.00 |
| 16 | 10.02 | 10.02 | 0 | | 1 | 186.96 | 106.80 | 0.00 | 1.050 | 74 | 0.41 | 23 | 1.05 | 420.10 | 74.00 | 0.1722 | 0.0642638 | 6.86 | 6.86 | 29.22 | 0 | 0.00 | 1.73 | 1 | 1 | 1.73 | 0.00 |
| 17 | 10.45 | 10.45 | 0 | | 1 | 190.40 | 117.25 | 0.00 | 1.050 | 75 | 0.41 | 23 | 1.05 | 430.55 | 75.00 | 0.1762 | 0.0657494 | 7.71 | 7.71 | 26.85 | 0 | 0.00 | 1.73 | 1 | 1 | 1.73 | 0.00 |
| 18 | 14.69 | 14.69 | 0 | | 1 | 220.08 | 131.94 | 0.00 | 1.050 | 76 | 0.42 | 23 | 1.05 | 445.24 | 76.00 | 0.1807 | 0.0674444 | 8.90 | 8.90 | 23.67 | 0 | 0.00 | 1.73 | 1 | 1 | 1.73 | 0.00 |
| 19 | 14.11 | 14.11 | 0 | | 1 | 216.60 | 146.05 | 0.00 | 1.050 | 77 | 0.42 | 23 | 1.05 | 459.35 | 77.00 | 0.1853 | 0.0691400 | 10.10 | 10.10 | 20.84 | 0 | 0.00 | 1.73 | 1 | 1 | 1.73 | 0.00 |
| 20 | 9.61 | 9.61 | 0 | | 1 | 194.10 | 155.66 | 0.00 | 1.050 | 78 | 0.43 | 23 | 1.05 | 468.96 | 78.00 | 0.1893 | 0.0706485 | 11.00 | 11.00 | 19.09 | 0 | 0.00 | 1.73 | 1 | 1 | 1.73 | 0.00 |
| 21 | 6.05 | 6.05 | 0 | | 1 | 179.86 | 161.71 | 0.00 | 1.050 | 79 | 0.43 | 23 | 1.05 | 475.01 | 79.00 | 0.1929 | 0.0720004 | 11.64 | 11.64 | 18.12 | 0 | 0.00 | 1.73 | 1 | 1 | 1.73 | 0.00 |
| 22 | 7.06 | 7.06 | 0 | | 1 | 182.89 | 168.77 | 0.00 | 1.050 | 80 | 0.43 | 23 | 1.05 | 482.07 | 80.00 | 0.1967 | 0.0734114 | 12.39 | 12.39 | 17.02 | 0 | 0.00 | 1.73 | 1 | 1 | 1.73 | 0.00 |
| 23 | 8.69 | 8.69 | 0 | | 1 | 186.15 | 177.46 | 0.00 | 1.050 | 81 | 0.44 | 23 | 1.05 | 490.76 | 81.00 | 0.2007 | 0.0749165 | 13.29 | 13.29 | 15.73 | 1 | 0.15 | 1.88 | 1 | 1 | 1.73 | 8.69 |
| 24 | 10.05 | 10.05 | 0 | | 1 | 187.51 | 187.51 | 0.00 | 1.050 | 82 | 0.44 | 23 | 1.05 | 500.81 | 82.00 | 0.2050 | 0.0765075 | 14.35 | 14.35 | 14.35 | 1 | 0.78 | 2.51 | 1 | 1 | 1.73 | 18.74 |

pink

# DOMINON TERMINAL

01/08/96

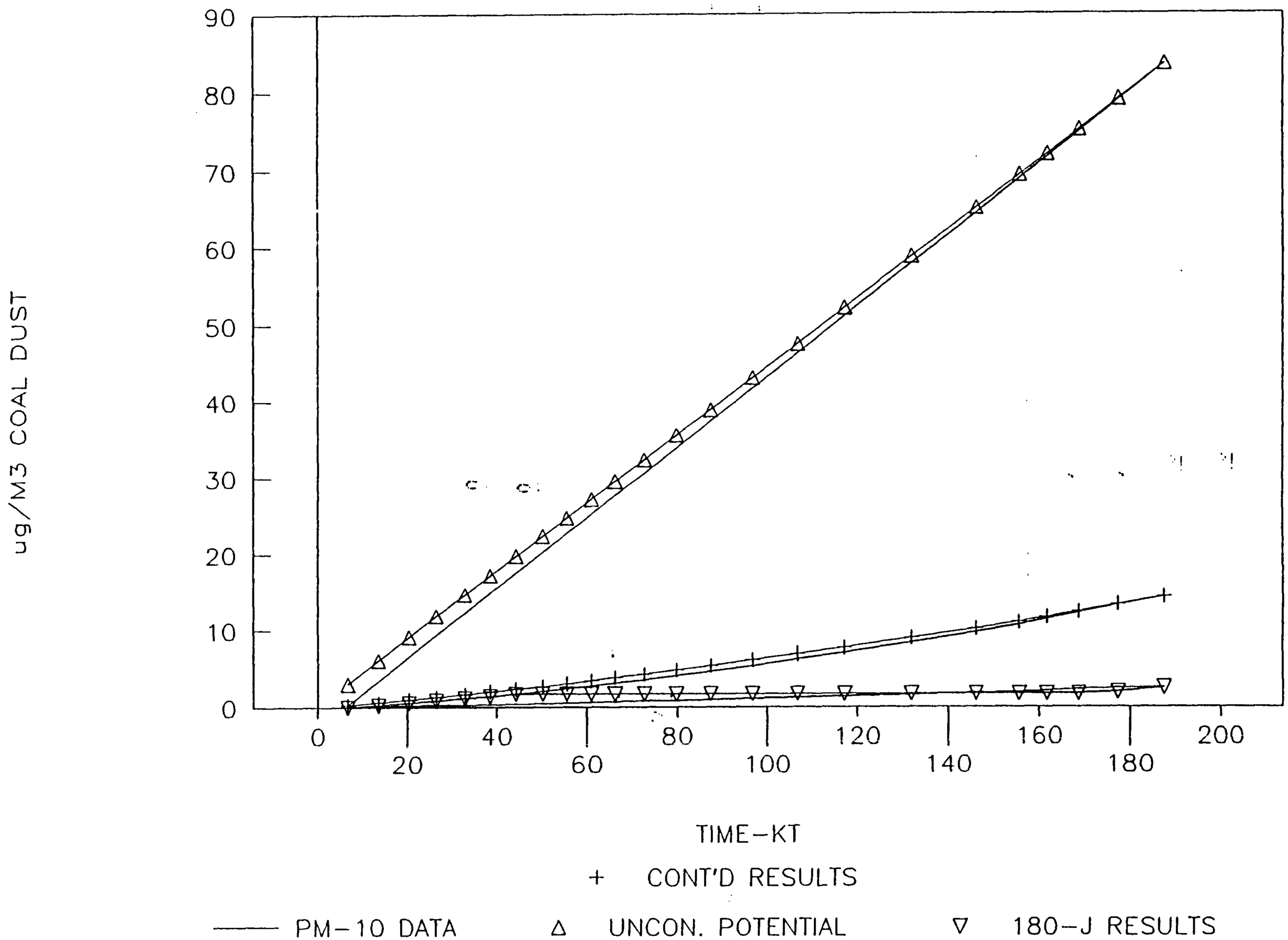

DATE 01/09/96

DOMINION

KT 164.29 EFF.------> 76.97260

Sb 0.4431735

SI 0.3637639

CEunc 72.80897 EIR BF. 1.0500 HRS 82.00

%EFF/C 0.1791840 FIR BF 1.0500 FHRS BF = HRS

Sp 0.0000000 EKF BF 500.81 KT BF 187.51

16.76600

PASS-O

| | K | KD | Ci | ECi | | KT | EK/seq | IR | EIR | HRS | Fr | Tf | FIR | EKF | FHRS | Ffr | SL | HVI | EHVI | HVT | Kc | HviC | EHviC | #Cc | T' | CT-C' | EK/seqC |
|---|---|---|---|---|---|---|---|---|---|---|---|---|---|---|---|---|---|---|---|---|---|---|---|---|---|---|---|
| B.F. | N/A | N/A | N/A | N/A | | 187.51 | N/A | N/A | 1.050 | 82 | 0.44 | – | 1.05 | 500.81 | 82.00 | 0.2050 | N/A | N/A | N/A | N/A | | | | | | | |
| 1 | 9.15 | 9.15 | 0 | | 1 | 219.60 | 9.15 | 0.00 | 1.050 | 83 | 0.40 | 23 | 1.05 | 509.96 | 83.00 | 0.1867 | 0.0679171 | 0.62 | 0.62 | 46.53 | 0 | 0.00 | 0.00 | 0 | 0 | 0.00 | 0.00 |
| 2 | 8.63 | 8.63 | 0 | | 1 | 207.64 | 17.78 | 0.00 | 1.050 | 84 | 0.40 | 23 | 1.05 | 518.59 | 84.00 | 0.1907 | 0.0693592 | 1.23 | 1.23 | 44.21 | 0 | 0.00 | 0.00 | 0 | 0 | 0.00 | 0.00 |
| 3 | 8.01 | 8.01 | 0 | | 1 | 194.00 | 25.79 | 0.00 | 1.050 | 85 | 0.41 | 23 | 1.05 | 526.60 | 85.00 | 0.1946 | 0.0707865 | 1.83 | 1.83 | 42.11 | 1 | 0.16 | 0.16 | 0 | 0 | 0.00 | 8.01 |
| 4 | 6.81 | 6.81 | 0 | | 1 | 168.80 | 32.60 | 0.00 | 1.050 | 86 | 0.41 | 23 | 1.05 | 533.41 | 86.00 | 0.1984 | 0.0721682 | 2.35 | 2.35 | 40.36 | 1 | 0.78 | 0.78 | 0 | 0 | 0.00 | 14.82 |
| 5 | 5.00 | 5.00 | 0 | | 1 | 132.60 | 37.60 | 0.00 | 1.050 | 87 | 0.42 | 23 | 1.05 | 538.41 | 87.00 | 0.2020 | 0.0734699 | 2.76 | 2.76 | 39.12 | 1 | 1.26 | 1.26 | 0 | 0 | 0.00 | 19.82 |
| 6 | 5.05 | 5.05 | 0 | | 1 | 133.55 | 42.65 | 0.00 | 1.050 | 88 | 0.42 | 23 | 1.05 | 543.46 | 88.00 | 0.2056 | 0.0747818 | 3.19 | 3.19 | 37.89 | 1 | 1.76 | 1.76 | 0 | 0 | 0.00 | 24.87 |
| 7 | 3.99 | 3.99 | 0 | | 1 | 114.47 | 46.64 | 0.00 | 1.050 | 89 | 0.42 | 23 | 1.05 | 547.45 | 89.00 | 0.2091 | 0.0760456 | 3.55 | 3.55 | 36.95 | 1 | 2.18 | 2.18 | 0 | 0 | 0.00 | 28.88 |
| 8 | 5.76 | 5.76 | 0 | | 1 | 144.56 | 52.40 | 0.00 | 1.050 | 90 | 0.43 | 23 | 1.05 | 553.21 | 90.00 | 0.2128 | 0.0774104 | 4.06 | 4.06 | 35.59 | 1 | 2.78 | 2.78 | 0 | 0 | 0.00 | 34.62 |
| 9 | 7.08 | 7.08 | 0 | | 1 | 165.68 | 59.48 | 0.00 | 1.050 | 91 | 0.43 | 23 | 1.05 | 560.29 | 91.00 | 0.2168 | 0.0788575 | 4.69 | 4.69 | 33.96 | 1 | 3.54 | 3.54 | 0 | 0 | 0.00 | 41.70 |
| 10 | 8.78 | 8.78 | 0 | | 1 | 191.18 | 68.26 | 0.00 | 1.050 | 92 | 0.44 | 23 | 1.05 | 569.07 | 92.00 | 0.2211 | 0.0804126 | 5.49 | 5.49 | 31.99 | 1 | 4.50 | 4.50 | 0 | 0 | 0.00 | 50.48 |
| 11 | 8.68 | 8.68 | 0 | | 1 | 189.78 | 76.94 | 0.00 | 1.050 | 93 | 0.44 | 23 | 1.05 | 577.75 | 93.00 | 0.2254 | 0.0819787 | 6.31 | 6.31 | 30.12 | 1 | 5.49 | 5.49 | 0 | 0 | 0.00 | 59.16 |
| 12 | 10.66 | 10.66 | 0 | | 1 | 215.52 | 87.60 | 0.00 | 1.050 | 94 | 0.44 | 23 | 1.05 | 586.41 | 94.00 | 0.2300 | 0.0836768 | 7.33 | 7.33 | 27.91 | 1 | 6.74 | 6.74 | 0 | 0 | 0.00 | 69.82 |
| 13 | 9.22 | 9.22 | 0 | | 1 | 198.24 | 96.82 | 0.00 | 1.050 | 95 | 0.45 | 23 | 1.05 | 597.63 | 95.00 | 0.2345 | 0.0853103 | 8.26 | 8.26 | 26.10 | 1 | 7.86 | 7.86 | 0 | 0 | 0.00 | 79.04 |
| 14 | 6.60 | 6.60 | 0 | | 1 | 169.42 | 103.42 | 0.00 | 1.050 | 96 | 0.45 | 23 | 1.05 | 604.23 | 96.00 | 0.2386 | 0.0868032 | 8.98 | 8.98 | 24.89 | 1 | 8.73 | 8.73 | 0 | 0 | 0.00 | 85.64 |
| 15 | 8.65 | 8.65 | 0 | | 1 | 189.92 | 112.07 | 0.00 | 1.050 | 97 | 0.46 | 23 | 1.05 | 612.88 | 97.00 | 0.2431 | 0.0884348 | 9.91 | 9.91 | 23.36 | 1 | 9.86 | 9.86 | 0 | 0 | 0.00 | 94.29 |
| 16 | 7.92 | 7.92 | 0 | | 1 | 183.35 | 119.99 | 0.00 | 1.050 | 98 | 0.46 | 23 | 1.05 | 620.80 | 98.00 | 0.2475 | 0.0900375 | 10.80 | 10.80 | 22.05 | 1 | 10.94 | 10.94 | 0 | 0 | 0.00 | 102.21 |
| 17 | 5.14 | 5.14 | 0 | | 1 | 161.11 | 125.13 | 0.00 | 1.050 | 99 | 0.46 | 23 | 1.05 | 625.94 | 99.00 | 0.2515 | 0.0914777 | 11.45 | 11.45 | 21.29 | 1 | 11.71 | 11.71 | 0 | 0 | 0.00 | 107.35 |
| 18 | 5.63 | 5.63 | 0 | | 1 | 164.54 | 130.76 | 0.00 | 1.050 | 100 | 0.47 | 23 | 1.05 | 631.57 | 100.00 | 0.2555 | 0.0929591 | 12.16 | 12.16 | 20.49 | 1 | 12.57 | 12.57 | 0 | 0 | 0.00 | 112.98 |
| 19 | 6.00 | 6.00 | 0 | | 1 | 166.76 | 136.76 | 0.00 | 1.050 | 101 | 0.47 | 23 | 1.05 | 637.57 | 101.00 | 0.2597 | 0.0944754 | 12.92 | 12.92 | 19.68 | 1 | 13.49 | 13.49 | 0 | 0 | 0.00 | 118.98 |
| 20 | 8.05 | 8.05 | 0 | | 1 | 177.01 | 144.81 | 0.00 | 1.050 | 102 | 0.47 | 23 | 1.05 | 645.62 | 102.00 | 0.2643 | 0.0961414 | 13.92 | 13.92 | 18.62 | 1 | 14.71 | 14.71 | 0 | 0 | 0.00 | 127.03 |
| 21 | 7.48 | 7.48 | 0 | | 1 | 174.73 | 152.29 | 0.00 | 1.050 | 103 | 0.48 | 23 | 1.05 | 653.10 | 103.00 | 0.2688 | 0.0977845 | 14.89 | 14.89 | 17.74 | 1 | 15.88 | 15.88 | 0 | 0 | 0.00 | 134.51 |
| 22 | 6.05 | 6.05 | 0 | | 1 | 170.44 | 158.34 | 0.00 | 1.050 | 104 | 0.48 | 23 | 1.05 | 659.15 | 104.00 | 0.2731 | 0.0993428 | 15.73 | 15.73 | 17.12 | 1 | 16.90 | 16.90 | 0 | 0 | 0.00 | 140.56 |
| 23 | 3.28 | 3.28 | 0 | | 1 | 164.90 | 161.62 | 0.00 | 1.050 | 105 | 0.48 | 23 | 1.05 | 662.43 | 105.00 | [illegible] | 0.1007164 | 16.28 | 16.28 | 16.90 | 1 | 17.55 | 17.55 | 0 | 0 | 0.00 | 143.84 |
| 24 | 2.67 | 2.67 | 0 | | 1 | 164.29 | 164.29 | 0.00 | 1.050 | 106 | 0.49 | 23 | 1.05 | 665.10 | 106.00 | [illegible] | 0.1020513 | 16.77 | 16.77 | 16.77 | 1 | 18.13 | 18.13 | 0 | 0 | 0.00 | 146.51 |

pink

# DOMINION TERMINAL

01/09/96

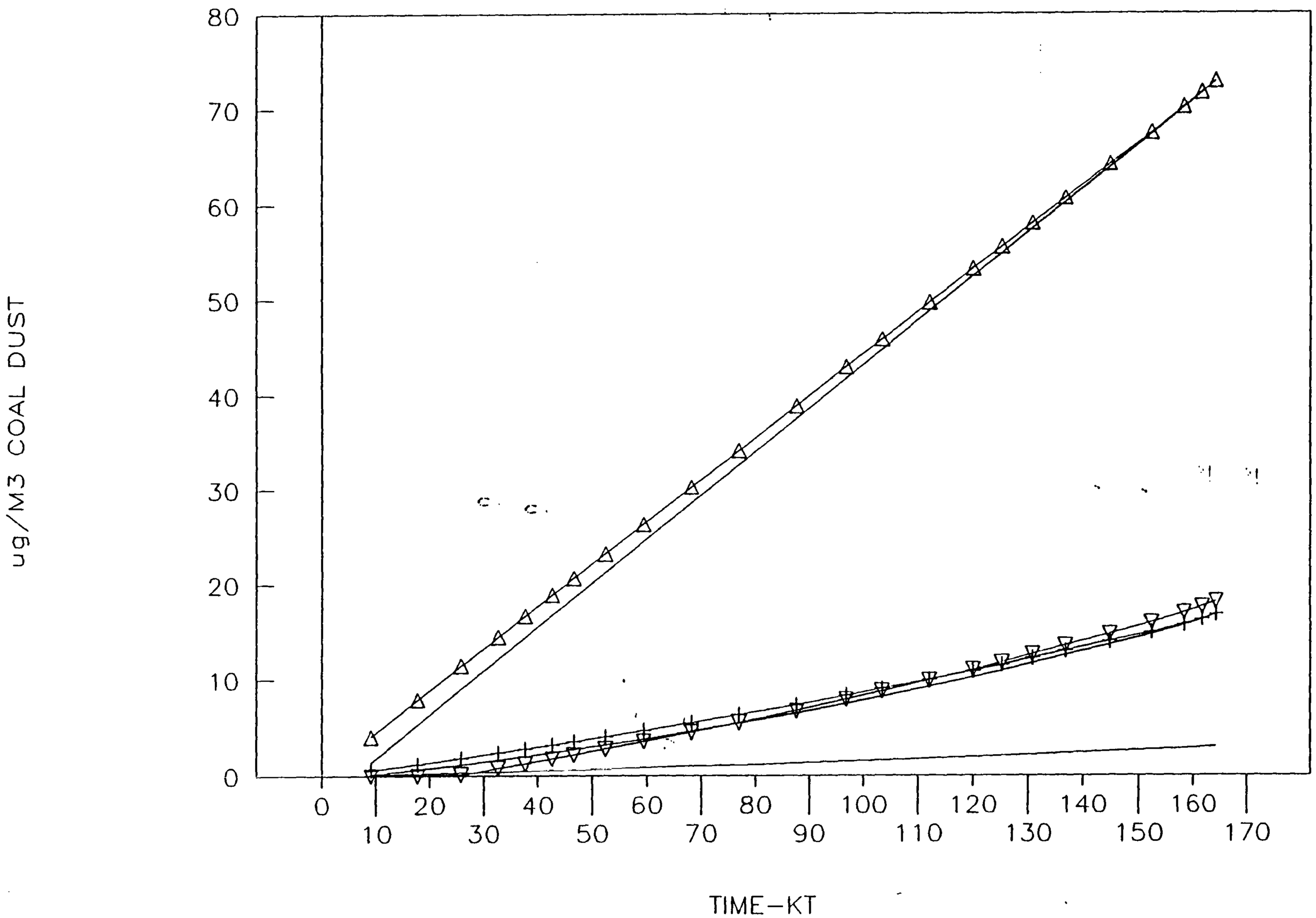


+ CONT'D RESULTS —— PM-10 DATA △ UNCON. POTENTIAL ▽ 180-J RESULTS

DATE 01/10/96

DOMINION

KT 107.41 EFF.------> 78.29290

Sb 0.4339032

SI 0.3342899

CEunc 46.60555 EIR BF. 1.0500 HRS 106.00

%EFF/C 0.2295750 FIR BF 1.0500 FHRS BF = HRS

Sp 0.0000000 EKF BF 665.10 KT BF 164.29

10.11670

| B.F. | K N/A | KD N/A | CI N/A | ECI N/A | | KT 164.29 | EK/seq N/A | IR N/A | EIR 1.050 | HRS 106 | Fr 0.49 | Tf – | FIR 1.05 | EKF 665.10 | FHRS 106.00 | Ffr 0.2805 | SL N/A | HVI N/A | EHVI N/A | HVT N/A | Kc | HviC | PASS-O EHviC | #Cc | T' | CT-C' | EK/seqC |
|---|---|---|---|---|---|---|---|---|---|---|---|---|---|---|---|---|---|---|---|---|---|---|---|---|---|---|---|
| 1 | 3.79 | 3.79 | 0 | | 1 | 90.96 | 3.79 | 0.00 | 1.050 | 107 | 0.34 | 23 | 1.05 | 668.89 | 107.00 | 0.1951 | 0.0652247 | 0.25 | 0.25 | 26.80 | 1 | 0.00 | 0.00 | 1 | 1 | 0.00 | 3.79 |
| 2 | 4.47 | 4.47 | 0 | | 1 | 106.60 | 8.26 | 0.00 | 1.050 | 108 | 0.34 | 23 | 1.05 | 673.36 | 108.00 | 0.1986 | 0.0663879 | 0.55 | 0.55 | 25.81 | 0 | 0.00 | 0.00 | 1 | 1 | 0.00 | 0.00 |
| 3 | 3.55 | 3.55 | 0 | | 1 | 86.36 | 11.81 | 0.00 | 1.050 | 109 | 0.34 | 23 | 1.05 | 676.91 | 109.00 | 0.2020 | 0.0675153 | 0.80 | 0.80 | 25.03 | 0 | 0.00 | 0.00 | 1 | 1 | 0.00 | 0.00 |
| 4 | 2.53 | 2.53 | 0 | | 1 | 64.94 | 14.34 | 0.00 | 1.050 | 110 | 0.35 | 23 | 1.05 | 679.44 | 110.00 | 0.2052 | 0.0685994 | 0.98 | 0.98 | 24.49 | 0 | 0.00 | 0.00 | 1 | 1 | 0.00 | 0.00 |
| 5 | 2.43 | 2.43 | 0 | | 1 | 62.94 | 16.77 | 0.00 | 1.050 | 111 | 0.35 | 23 | 1.05 | 681.87 | 111.00 | 0.2085 | 0.0696833 | 1.17 | 1.17 | 23.99 | 0 | 0.00 | 0.00 | 1 | 1 | 0.00 | 0.00 |
| 6 | 2.32 | 2.32 | 0 | | 1 | 60.85 | 19.09 | 0.00 | 1.050 | 112 | 0.35 | 23 | 1.05 | 684.19 | 112.00 | 0.2117 | 0.0707663 | 1.35 | 1.35 | 23.51 | 0 | 0.00 | 0.00 | 1 | 1 | 0.00 | 0.00 |
| 7 | 2.09 | 2.09 | 0 | | 1 | 56.71 | 21.18 | 0.00 | 1.050 | 113 | 0.36 | 23 | 1.05 | 686.28 | 113.00 | 0.2149 | 0.0718418 | 1.52 | 1.52 | 23.09 | 0 | 0.00 | 0.00 | 1 | 1 | 0.00 | 0.00 |
| 8 | 2.67 | 2.67 | 0 | | 1 | 66.57 | 23.85 | 0.00 | 1.050 | 114 | 0.36 | 23 | 1.05 | 688.95 | 114.00 | 0.2182 | 0.0729519 | 1.74 | 1.74 | 22.56 | 0 | 0.00 | 0.00 | 1 | 1 | 0.00 | 0.00 |
| 9 | 2.68 | 2.68 | 0 | | 1 | 66.73 | 26.53 | 0.00 | 1.050 | 115 | 0.36 | 23 | 1.05 | 691.63 | 115.00 | 0.2216 | 0.0740675 | 1.97 | 1.97 | 22.03 | 0 | 0.00 | 0.00 | 1 | 1 | 0.00 | 0.00 |
| 10 | 2.52 | 2.52 | 0 | | 1 | 64.33 | 29.05 | 0.00 | 1.050 | 116 | 0.37 | 23 | 1.05 | 694.15 | 116.00 | 0.2249 | 0.0751795 | 2.18 | 2.18 | 21.55 | 0 | 0.00 | 0.00 | 1 | 1 | 0.00 | 0.00 |
| 11 | 3.14 | 3.14 | 0 | | 1 | 73.01 | 32.19 | 0.00 | 1.050 | 117 | 0.37 | 23 | 1.05 | 697.29 | 117.00 | 0.2283 | 0.0763307 | 2.46 | 2.46 | 20.96 | 0 | 0.00 | 0.00 | 1 | 1 | 0.00 | 0.00 |
| 12 | 2.84 | 2.84 | 0 | | 1 | 69.11 | 35.03 | 0.00 | 1.050 | 118 | 0.37 | 23 | 1.05 | 700.13 | 118.00 | 0.2317 | 0.0774710 | 2.71 | 2.71 | 20.44 | 0 | 0.00 | 0.00 | 1 | 1 | 0.00 | 0.00 |
| 13 | 3.24 | 3.24 | 0 | | 1 | 73.91 | 38.27 | 0.00 | 1.050 | 119 | 0.38 | 23 | 1.05 | 703.37 | 119.00 | 0.2352 | 0.0786398 | 3.01 | 3.01 | 19.85 | 0 | 0.00 | 0.00 | 1 | 1 | 0.00 | 0.00 |
| 14 | 4.70 | 4.70 | 0 | | 1 | 89.97 | 42.97 | 0.00 | 1.050 | 120 | 0.38 | 23 | 1.05 | 708.07 | 120.00 | 0.2390 | 0.0798996 | 3.43 | 3.43 | 19.01 | 0 | 0.00 | 0.00 | 1 | 1 | 0.00 | 0.00 |
| 15 | 7.60 | 7.60 | 0 | | 1 | 118.97 | 50.57 | 0.00 | 1.050 | 121 | 0.38 | 23 | 1.05 | 715.67 | 121.00 | 0.2433 | 0.0813404 | 4.11 | 4.11 | 17.68 | 0 | 0.00 | 0.00 | 1 | 1 | 0.00 | 0.00 |
| 16 | 8.52 | 8.52 | 0 | | 1 | 127.25 | 59.09 | 0.00 | 1.050 | 122 | 0.38 | 23 | 1.05 | 724.19 | 122.00 | 0.2478 | 0.0828513 | 4.90 | 4.90 | 16.25 | 0 | 0.00 | 0.00 | 1 | 1 | 0.00 | 0.00 |
| 17 | 5.20 | 5.20 | 0 | | 1 | 100.69 | 64.29 | 0.00 | 1.050 | 123 | 0.39 | 23 | 1.05 | 729.39 | 123.00 | 0.2516 | 0.0841756 | 5.41 | 5.41 | 15.45 | 0 | 0.00 | 0.00 | 1 | 1 | 0.00 | 0.00 |
| 18 | 4.74 | 4.74 | 0 | | 1 | 97.47 | 69.03 | 0.00 | 1.050 | 124 | 0.39 | 23 | 1.05 | 734.13 | 124.00 | 0.2557 | 0.0854813 | 5.90 | 5.90 | 14.75 | 0 | 0.00 | 0.00 | 1 | 1 | 0.00 | 0.00 |
| 19 | 4.76 | 4.76 | 0 | | 1 | 97.59 | 73.79 | 0.00 | 1.050 | 125 | 0.39 | 23 | 1.05 | 738.89 | 125.00 | 0.2596 | 0.0867976 | 6.40 | 6.40 | 14.09 | 0 | 0.00 | 0.00 | 1 | 1 | 0.00 | 0.00 |
| 20 | 7.15 | 7.15 | 0 | | 1 | 109.54 | 80.94 | 0.00 | 1.050 | 126 | 0.40 | 23 | 1.05 | 746.04 | 126.00 | 0.2641 | 0.0882764 | 7.15 | 7.15 | 13.10 | 0 | 0.00 | 0.00 | 1 | 1 | 0.00 | 0.00 |
| 21 | 6.91 | 6.91 | 0 | | 1 | 108.58 | 87.85 | 0.00 | 1.050 | 127 | 0.40 | 23 | 1.05 | 752.95 | 127.00 | 0.2685 | 0.0897537 | 7.88 | 7.88 | 12.22 | 0 | 0.00 | 0.00 | 1 | 1 | 0.00 | 0.00 |
| 22 | 6.88 | 6.88 | 0 | | 1 | 108.49 | 94.73 | 0.00 | 1.050 | 128 | 0.40 | 23 | 1.05 | 759.83 | 128.00 | 0.2729 | 0.0912426 | 8.64 | 8.64 | 11.41 | 0 | 0.00 | 0.00 | 1 | 1 | 0.00 | 0.00 |
| 23 | 6.62 | 6.62 | 0 | | 1 | 107.97 | 101.35 | 0.00 | 1.050 | 129 | 0.41 | 23 | 1.05 | 766.45 | 129.00 | 0.2774 | 0.0927276 | 9.40 | 9.40 | 10.70 | 0 | 0.00 | 0.00 | 1 | 1 | 0.00 | 0.00 |
| 24 | 6.06 | 6.06 | 0 | | 1 | 107.41 | 107.41 | 0.00 | 1.050 | 130 | 0.41 | 23 | 1.05 | 772.51 | 130.00 | 0.2818 | 0.0941878 | 10.12 | 10.12 | 10.12 | 0 | 0.00 | 0.00 | 1 | 1 | 0.00 | 0.00 |

pink

# DOMINION TERMINAL

01/10/96

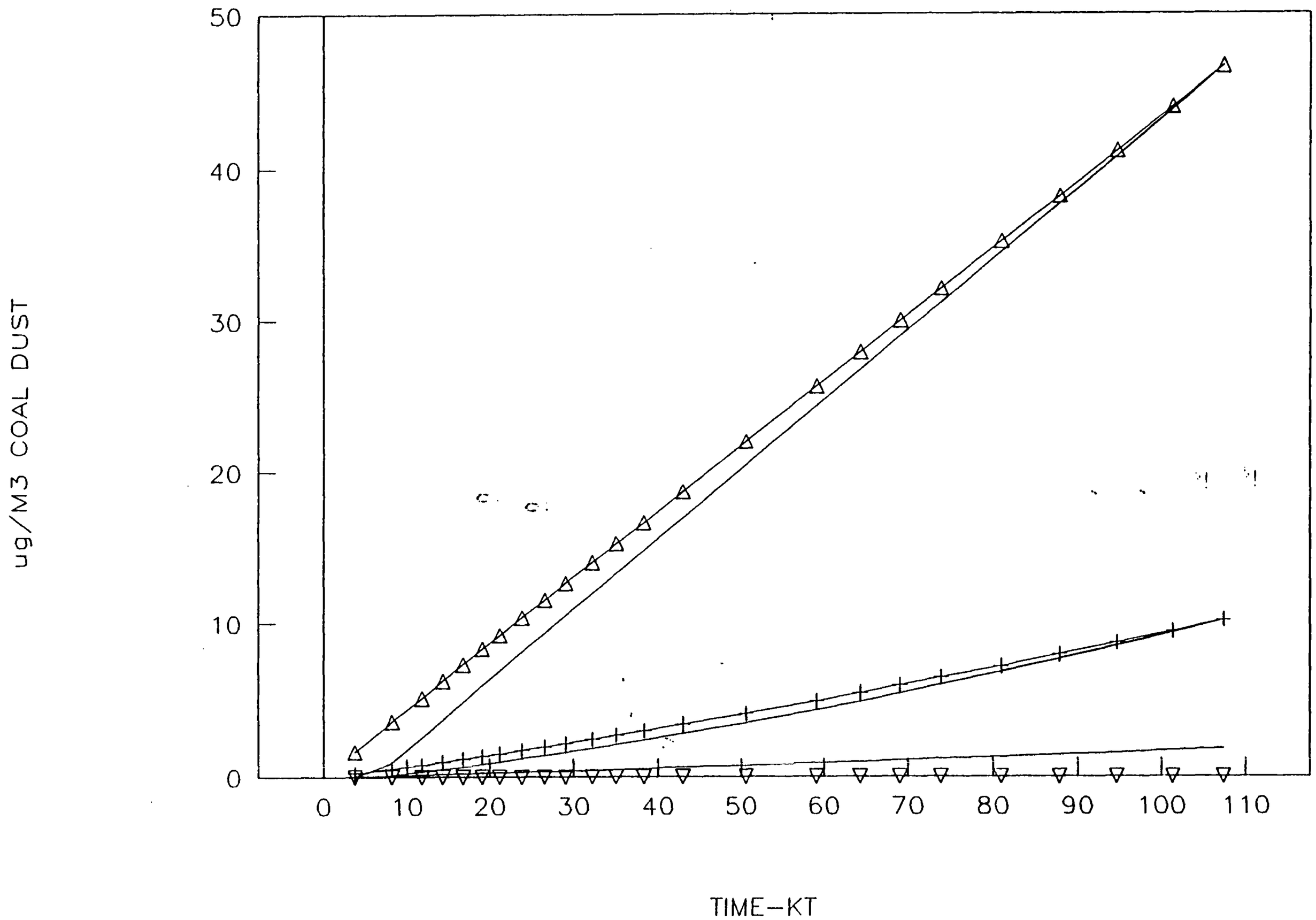


+ CONT'D RESULTS —— PM-10 DATA △ UNCON. POTENTIAL ▽ 180-J RESULTS

DATE 01/11/96

DOMINION

KT 59.23 EFF.------> 85.51952

Sb 0.4121228

Sl 0.2954109

CEunc 24.41003 EIR BF. 1.0500 HRS 130.00

%EFF/C 0.2831968 FIR BF 1.0500 FHRS BF = HRS

Sp 0.0000000 EKF BF 772.51 KT BF 107.41

3.534687

| B.F. | K | KD | Ci | ECi | | KT | EK/seq | IR | EIR | HRS | Fr | Tf | FIR | EKF | FHRS | Ffr | SL | HVi | EHVi | HVT | Kc | HviC | EHviC | #Cc | T' | CT-C' | EK/seqC |
|---|---|---|---|---|---|---|---|---|---|---|---|---|---|---|---|---|---|---|---|---|---|---|---|---|---|---|---|
| | N/A | N/A | N/A | N/A | | 107.41 | N/A | N/A | 1.050 | 130 | 0.41 | – | 1.05 | 772.51 | 130.00 | 0.2818 | N/A | N/A | N/A | N/A | | | | | | | |
| 1 | 6.33 | 6.33 | 0 | | 1 | 151.92 | 6.33 | 0.00 | 1.050 | 131 | 0.20 | 23 | 1.05 | 776.84 | 131.00 | 0.1388 | 0.0410145 | 0.26 | 0.26 | 11.34 | 0 | 0.00 | 0.00 | 0 | 0 | 0.00 | 0.00 |
| 2 | 5.55 | 5.55 | 0 | | 1 | 133.98 | 11.88 | 0.00 | 1.050 | 132 | 0.20 | 23 | 1.05 | 784.39 | 132.00 | 0.1417 | 0.0418645 | 0.50 | 0.50 | 10.31 | 0 | 0.00 | 0.00 | 0 | 0 | 0.00 | 0.00 |
| 3 | 4.33 | 4.33 | 0 | | 1 | 107.14 | 16.21 | 0.00 | 1.050 | 133 | 0.20 | 23 | 1.05 | 788.72 | 133.00 | 0.1445 | 0.0426862 | 0.69 | 0.69 | 9.54 | 0 | 0.00 | 0.00 | 0 | 0 | 0.00 | 0.00 |
| 4 | 4.12 | 4.12 | 0 | | 1 | 102.73 | 20.33 | 0.00 | 1.050 | 134 | 0.21 | 23 | 1.05 | 792.84 | 134.00 | 0.1473 | 0.0435094 | 0.88 | 0.88 | 8.82 | 0 | 0.00 | 0.00 | 0 | 0 | 0.00 | 0.00 |
| 5 | 2.70 | 2.70 | 0 | | 1 | 74.33 | 23.03 | 0.00 | 1.050 | 135 | 0.21 | 23 | 1.05 | 795.54 | 135.00 | 0.1499 | 0.0442948 | 1.02 | 1.02 | 8.37 | 0 | 0.00 | 0.00 | 0 | 0 | 0.00 | 0.00 |
| 6 | 2.04 | 2.04 | 0 | | 1 | 61.79 | 25.07 | 0.00 | 1.050 | 136 | 0.21 | 23 | 1.05 | 797.58 | 136.00 | 0.1525 | 0.0450647 | 1.13 | 1.13 | 8.03 | 0 | 0.00 | 0.00 | 0 | 0 | 0.00 | 0.00 |
| 7 | 1.90 | 1.90 | 0 | | 1 | 59.27 | 26.97 | 0.00 | 1.050 | 137 | 0.21 | 23 | 1.05 | 799.48 | 137.00 | 0.1552 | 0.0458352 | 1.24 | 1.24 | 7.73 | 0 | 0.00 | 0.00 | 0 | 0 | 0.00 | 0.00 |
| 8 | 2.11 | 2.11 | 0 | | 1 | 62.84 | 29.08 | 0.00 | 1.050 | 138 | 0.22 | 23 | 1.05 | 801.59 | 138.00 | 0.1578 | 0.0466177 | 1.36 | 1.36 | 7.40 | 0 | 0.00 | 0.00 | 0 | 0 | 0.00 | 0.00 |
| 9 | 2.37 | 2.37 | 0 | | 1 | 67.00 | 31.45 | 0.00 | 1.050 | 139 | 0.22 | 23 | 1.05 | 803.96 | 139.00 | 0.1605 | 0.0474144 | 1.49 | 1.49 | 7.03 | 0 | 0.00 | 0.00 | 0 | 0 | 0.00 | 0.00 |
| 10 | 2.43 | 2.43 | 0 | | 1 | 67.90 | 33.88 | 0.00 | 1.050 | 140 | 0.22 | 23 | 1.05 | 806.39 | 140.00 | 0.1632 | 0.0482188 | 1.63 | 1.63 | 6.66 | 0 | 0.00 | 0.00 | 0 | 0 | 0.00 | 0.00 |
| 11 | 1.42 | 1.42 | 0 | | 1 | 53.76 | 35.30 | 0.00 | 1.050 | 141 | 0.22 | 23 | 1.05 | 807.81 | 141.00 | 0.1658 | 0.0489926 | 1.73 | 1.73 | 6.46 | 0 | 0.00 | 0.00 | 0 | 0 | 0.00 | 0.00 |
| 12 | 1.76 | 1.76 | 0 | | 1 | 58.18 | 37.06 | 0.00 | 1.050 | 142 | 0.23 | 23 | 1.05 | 809.57 | 142.00 | 0.1685 | 0.0497832 | 1.84 | 1.84 | 6.21 | 1 | 0.00 | 0.00 | 0 | 0 | 0.00 | 1.76 |
| 13 | 0.94 | 0.94 | 0 | | 1 | 48.34 | 38.00 | 0.00 | 1.050 | 143 | 0.23 | 23 | 1.05 | 810.51 | 143.00 | 0.1711 | 0.0505481 | 1.92 | 1.92 | 6.10 | 1 | 0.00 | 0.00 | 0 | 0 | 0.00 | 2.70 |
| 14 | 1.10 | 1.10 | 0 | | 1 | 50.10 | 39.10 | 0.00 | 1.050 | 144 | 0.23 | 23 | 1.05 | 811.61 | 144.00 | 0.1737 | 0.0513226 | 2.01 | 2.01 | 5.96 | 0 | 0.00 | 0.00 | 0 | 0 | 0.00 | 0.00 |
| 15 | 1.35 | 1.35 | 0 | | 1 | 52.60 | 40.45 | 0.00 | 1.050 | 145 | 0.23 | 23 | 1.05 | 812.96 | 145.00 | 0.1764 | 0.0521105 | 2.11 | 2.11 | 5.78 | 0 | 0.00 | 0.00 | 0 | 0 | 0.00 | 0.00 |
| 16 | 0.73 | 0.73 | 0 | | 1 | 47.02 | 41.18 | 0.00 | 1.050 | 146 | 0.24 | 23 | 1.05 | 813.69 | 146.00 | 0.1790 | 0.0528784 | 2.18 | 2.18 | 5.70 | 0 | 0.00 | 0.00 | 0 | 0 | 0.00 | 0.00 |
| 17 | 1.50 | 1.50 | 0 | | 1 | 53.18 | 42.68 | 0.00 | 1.050 | 147 | 0.24 | 23 | 1.05 | 815.19 | 147.00 | 0.1817 | 0.0536800 | 2.29 | 2.29 | 5.51 | 0 | 0.00 | 0.00 | 0 | 0 | 0.00 | 0.00 |
| 18 | 1.39 | 1.39 | 0 | | 1 | 52.41 | 44.07 | 0.00 | 1.050 | 148 | 0.24 | 23 | 1.05 | 816.58 | 148.00 | 0.1844 | 0.0544815 | 2.40 | 2.40 | 5.34 | 0 | 0.00 | 0.00 | 0 | 0 | 0.00 | 0.00 |
| 19 | 1.84 | 1.84 | 0 | | 1 | 55.11 | 45.91 | 0.00 | 1.050 | 149 | 0.24 | 23 | 1.05 | 818.42 | 149.00 | 0.1872 | 0.0553055 | 2.54 | 2.54 | 5.11 | 0 | 0.00 | 0.00 | 0 | 0 | 0.00 | 0.00 |
| 20 | 2.50 | 2.50 | 0 | | 1 | 58.41 | 48.41 | 0.00 | 1.050 | 150 | 0.24 | 23 | 1.05 | 820.92 | 150.00 | 0.1901 | 0.0561615 | 2.72 | 2.72 | 4.80 | 0 | 0.00 | 0.00 | 0 | 0 | 0.00 | 0.00 |
| 21 | 2.26 | 2.26 | 0 | | 1 | 57.45 | 50.67 | 0.00 | 1.050 | 151 | 0.25 | 23 | 1.05 | 823.18 | 151.00 | 0.1930 | 0.0570130 | 2.89 | 2.89 | 4.52 | 0 | 0.00 | 0.00 | 0 | 0 | 0.00 | 0.00 |
| 22 | 2.64 | 2.64 | 0 | | 1 | 58.59 | 53.31 | 0.00 | 1.050 | 152 | 0.25 | 23 | 1.05 | 825.82 | 152.00 | 0.1960 | 0.0578859 | 3.09 | 3.09 | 4.21 | 0 | 0.00 | 0.00 | 0 | 0 | 0.00 | 0.00 |
| 23 | 3.91 | 3.91 | 0 | | 1 | 61.13 | 57.22 | 0.00 | 1.050 | 153 | 0.25 | 23 | 1.05 | 829.73 | 153.00 | 0.1991 | 0.0588200 | 3.37 | 3.37 | 3.74 | 0 | 0.00 | 0.00 | 0 | 0 | 0.00 | 0.00 |
| 24 | 2.01 | 2.01 | 0 | | 1 | 59.23 | 59.23 | 0.00 | 1.050 | 154 | 0.25 | 23 | 1.05 | 831.74 | 154.00 | [redacted] | 0.0596773 | 3.53 | 3.53 | 3.53 | 0 | 0.00 | 0.00 | 0 | 0 | 0.00 | 0.00 |

PASS-O

pink

# DOMINION TERMINAL

01/11/96

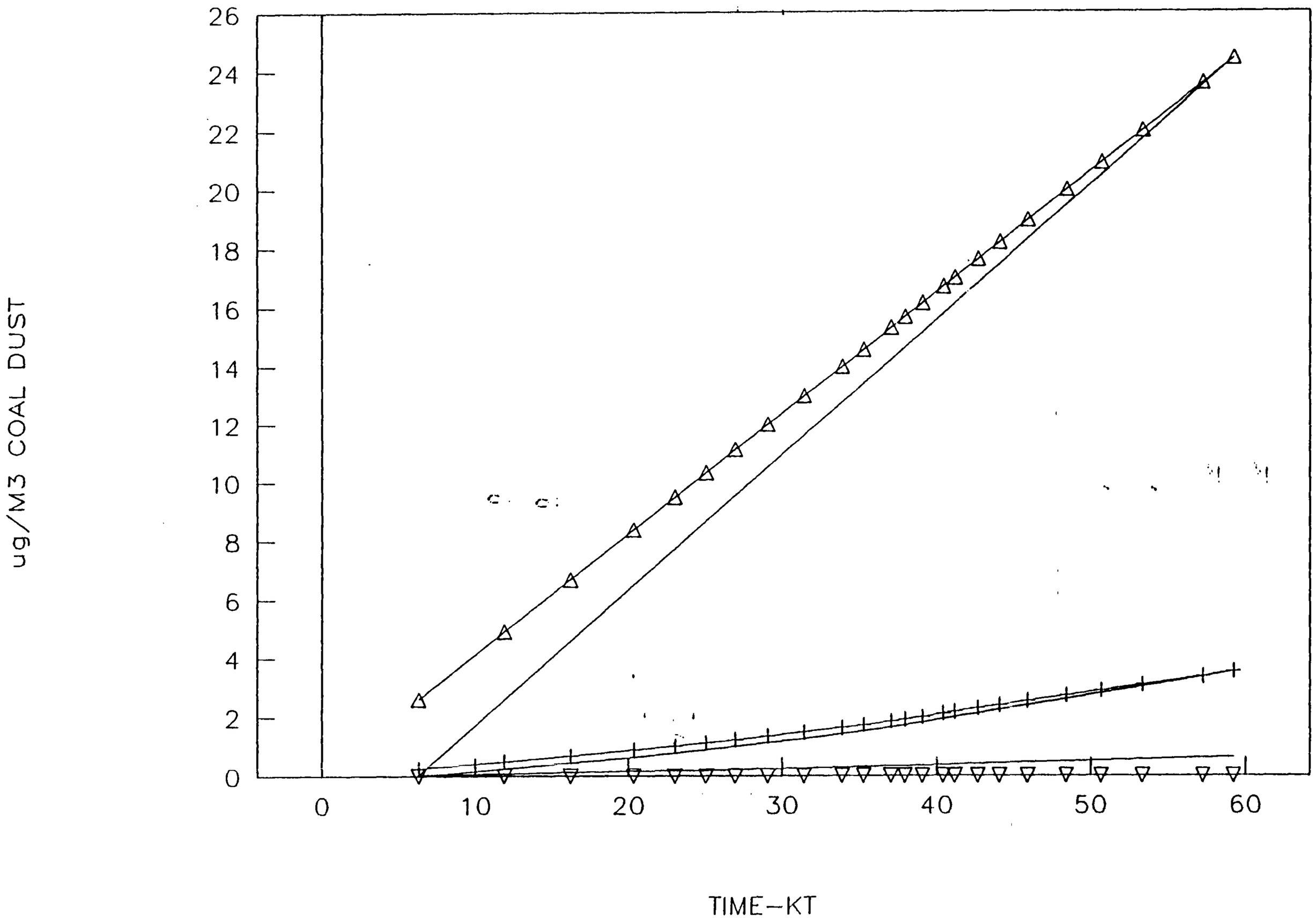


+ CONT'D RESULTS —— PM-10 DATA △ UNCON. POTENTIAL ▽ 180-J RESULTS

DATE 01/12/96

DOMINION

KT 122.58 EFF.------> 99.05690

Sb 0.4372169

Sl 0.3432624

CEunc 53.59405 EIR BF. 1.0500 HRS 154.00

%EFF/C 0.2148922 FIR BF 1.0500 FHRS BF = HRS

Sp 0.0000000 EKF BF 831.74 KT BF 59.23

| B.F. | K N/A | KD N/A | Ci N/A | ECi N/A | | KT 59.23 | EK/seq N/A | IR N/A | EIR | HRS | Fr | Tf | FIR | EKF | FHRS | Ffr | SL N/A | HVI N/A | EHVI N/A | HVT N/A | Kc | HVIC | PASS-O EHVIC | #Cc | T' | CT-C' | EK/seqC |
|---|---|---|---|---|---|---|---|---|---|---|---|---|---|---|---|---|---|---|---|---|---|---|---|---|---|---|---|
| | | | | | | | | | 1.050 | 154 | 0.25 | – | 1.05 | 831.74 | 154.00 | 0.2020 | | | | | | | | | | | |
| 1 | 4.40 | 4.40 | 0 | | 1 | 105.60 | 4.40 | 0.00 | 1.050 | 155 | 0.52 | 23 | 1.05 | 836.14 | 155.00 | 0.2020 | 0.0693440 | 0.31 | 0.31 | 31.99 | 0 | 0.00 | 0.00 | 0 | 0 | 0.00 | 0.00 |
| 2 | 4.51 | 4.51 | 0 | | 2 | 108.13 | 4.51 | 0.01 | 0.017 | 156 | 0.52 | 23 | 0.02 | 840.65 | 156.00 | 0.2020 | 0.0444190 | 0.20 | 0.51 | 19.92 | 0 | 0.00 | 0.00 | 0 | 0 | 0.00 | 0.00 |
| 3 | 5.91 | 5.91 | 0 | | 3 | 138.93 | 5.91 | 0.02 | 0.037 | 0 | 0.00 | 23 | 0.04 | 846.56 | 157.00 | 0.0000 | 0.0000000 | 0.00 | 0.51 | 12.24 | 0 | 0.00 | 0.00 | 0 | 0 | 0.00 | 0.00 |
| 4 | 5.99 | 0.00 | 0 | | 4 | 140.61 | 5.99 | 0.06 | 0.117 | 0 | 0.00 | 23 | 0.12 | 852.55 | 158.00 | 0.0000 | 0.0000000 | 0.00 | 0.51 | 7.58 | 0 | 0.00 | 0.00 | 1 | 0 | 0.00 | 5.99 |
| 5 | 6.07 | 0.00 | 0 | | 5 | 142.21 | 6.07 | 0.10 | 0.277 | 0 | 0.00 | 23 | 0.28 | 858.62 | 159.00 | 0.0000 | 0.0000000 | 0.00 | 0.51 | 4.75 | 0 | 0.00 | 0.00 | 2 | 0 | 0.00 | 6.07 |
| 6 | 7.68 | 0.00 | 0 | | 6 | 172.80 | 7.68 | 0.22 | 0.497 | 0 | 0.00 | 23 | 0.50 | 866.30 | 160.00 | 0.0000 | 0.0000000 | 0.00 | 0.51 | 3.00 | 0 | 0.00 | 0.00 | 3 | 0 | 0.00 | 7.68 |
| 7 | 8.21 | 0.00 | 0 | | 7 | 182.34 | 8.21 | 0.29 | 0.787 | 0 | 0.00 | 23 | 0.79 | 874.51 | 161.00 | 0.0000 | 0.0000000 | 0.00 | 0.51 | 1.95 | 0 | 0.00 | 0.00 | 4 | 0 | 0.00 | 8.21 |
| 8 | 5.71 | 0.00 | 0 | | 7 | 139.84 | 13.92 | 0.00 | 0.787 | 1 | 0.00 | 23 | 0.79 | 880.22 | 162.00 | 0.0000 | 0.0000000 | 0.00 | 0.51 | 1.85 | 0 | 0.00 | 0.00 | 4 | 0 | 0.00 | 0.00 |
| 9 | 2.54 | 0.00 | 0 | | 7 | 89.12 | 16.46 | 0.00 | 0.787 | 2 | 0.00 | 23 | 0.79 | 882.76 | 163.00 | 0.0000 | 0.0000000 | 0.00 | 0.51 | 1.81 | 0 | 0.00 | 0.00 | 4 | 0 | 0.00 | 0.00 |
| 10 | 5.39 | 0.00 | 0 | | 7 | 131.87 | 21.85 | 0.00 | 0.787 | 3 | 0.00 | 23 | 0.79 | 888.15 | 164.00 | 0.0000 | 0.0000000 | 0.00 | 0.51 | 1.71 | 0 | 0.00 | 0.00 | 4 | 0 | 0.00 | 0.00 |
| 11 | 4.77 | 0.00 | 0 | | 7 | 123.19 | 26.62 | 0.00 | 0.787 | 4 | 0.00 | 23 | 0.79 | 892.92 | 165.00 | 0.0000 | 0.0000000 | 0.00 | 0.51 | 1.63 | 0 | 0.00 | 0.00 | 4 | 0 | 0.00 | 0.00 |
| 12 | 4.03 | 0.00 | 0 | | 7 | 113.57 | 30.65 | 0.00 | 0.787 | 5 | 0.00 | 23 | 0.79 | 896.95 | 166.00 | 0.0000 | 0.0000000 | 0.00 | 0.51 | 1.56 | 1 | 0.00 | 0.00 | 4 | 0 | 0.00 | 4.03 |
| 13 | 5.95 | 0.00 | 0 | | 7 | 136.61 | 36.60 | 0.00 | 0.787 | 6 | 0.00 | 23 | 0.79 | 902.90 | 167.00 | 0.0000 | 0.0000000 | 0.00 | 0.51 | 1.45 | 1 | 0.00 | 0.00 | 4 | 0 | 0.00 | 9.98 |
| 14 | 6.29 | 0.00 | 0 | | 7 | 140.35 | 42.89 | 0.00 | 0.787 | 7 | 0.00 | 23 | 0.79 | 909.19 | 168.00 | 0.0000 | 0.0000000 | 0.00 | 0.51 | 1.33 | 0 | 0.00 | 0.00 | 4 | 0 | 0.00 | 0.00 |
| 15 | 5.69 | 0.00 | 0 | | 7 | 134.35 | 48.58 | 0.00 | 0.787 | 8 | 0.00 | 23 | 0.79 | 914.88 | 169.00 | 0.0000 | 0.0000000 | 0.00 | 0.51 | 1.23 | 0 | 0.00 | 0.00 | 4 | 0 | 0.00 | 0.00 |
| 16 | 5.30 | 0.00 | 0 | | 7 | 130.84 | 53.88 | 0.00 | 0.787 | 9 | 0.00 | 23 | 0.79 | 920.18 | 170.00 | 0.0000 | 0.0000000 | 0.00 | 0.51 | 1.13 | 0 | 0.00 | 0.00 | 4 | 0 | 0.00 | 0.00 |
| 17 | 5.30 | 0.00 | 0 | | 7 | 130.84 | 59.18 | 0.00 | 0.787 | 10 | 0.00 | 23 | 0.79 | 925.48 | 171.00 | 0.0000 | 0.0000000 | 0.00 | 0.51 | 1.03 | 0 | 0.00 | 0.00 | 4 | 0 | 0.00 | 0.00 |
| 18 | 5.71 | 0.00 | 0 | | 7 | 133.71 | 64.89 | 0.00 | 0.787 | 11 | 0.00 | 23 | 0.79 | 931.19 | 172.00 | 0.0000 | 0.0000000 | 0.00 | 0.51 | 0.93 | 0 | 0.00 | 0.00 | 4 | 0 | 0.00 | 0.00 |
| 19 | 5.58 | 0.00 | 0 | | 7 | 132.93 | 70.47 | 0.00 | 0.787 | 12 | 0.00 | 23 | 0.79 | 936.77 | 173.00 | 0.0000 | 0.0000000 | 0.00 | 0.51 | 0.82 | 0 | 0.00 | 0.00 | 4 | 0 | 0.00 | 0.00 |
| 20 | 4.83 | 0.00 | 0 | | 7 | 129.18 | 75.30 | 0.00 | 0.787 | 13 | 0.00 | 23 | 0.79 | 941.60 | 174.00 | 0.0000 | 0.0000000 | 0.00 | 0.51 | 0.74 | 0 | 0.00 | 0.00 | 4 | 0 | 0.00 | 0.00 |
| 21 | 3.32 | 0.00 | 0 | | 7 | 123.14 | 78.62 | 0.00 | 0.787 | 14 | 0.00 | 23 | 0.79 | 944.92 | 175.00 | 0.0000 | 0.0000000 | 0.00 | 0.51 | 0.68 | 0 | 0.00 | 0.00 | 4 | 0 | 0.00 | 0.00 |
| 22 | 3.23 | 0.00 | 0 | | 7 | 122.87 | 81.85 | 0.00 | 0.787 | 15 | 0.01 | 23 | 0.79 | 948.15 | 176.00 | 0.0000 | 0.0000000 | 0.00 | 0.51 | 0.62 | 0 | 0.00 | 0.00 | 4 | 0 | 0.00 | 0.00 |
| 23 | 3.17 | 0.00 | 0 | | 7 | 122.75 | 85.02 | 0.00 | 0.787 | 16 | 0.01 | 23 | 0.79 | 951.32 | 177.00 | 0.0000 | 0.0000000 | 0.00 | 0.51 | 0.56 | 0 | 0.00 | 0.00 | 4 | 0 | 0.00 | 0.00 |
| 24 | 3.00 | 0.00 | 0 | | 7 | 122.58 | 88.02 | 0.00 | 0.787 | 17 | 0.01 | 23 | 0.79 | 954.32 | 178.00 | 0.0000 | 0.0000000 | 0.00 | 0.51 | 0.51 | 0 | 0.00 | 0.00 | 4 | 0 | 0.00 | 0.00 |

pink

# DOMINION TERMINAL

01/12/96

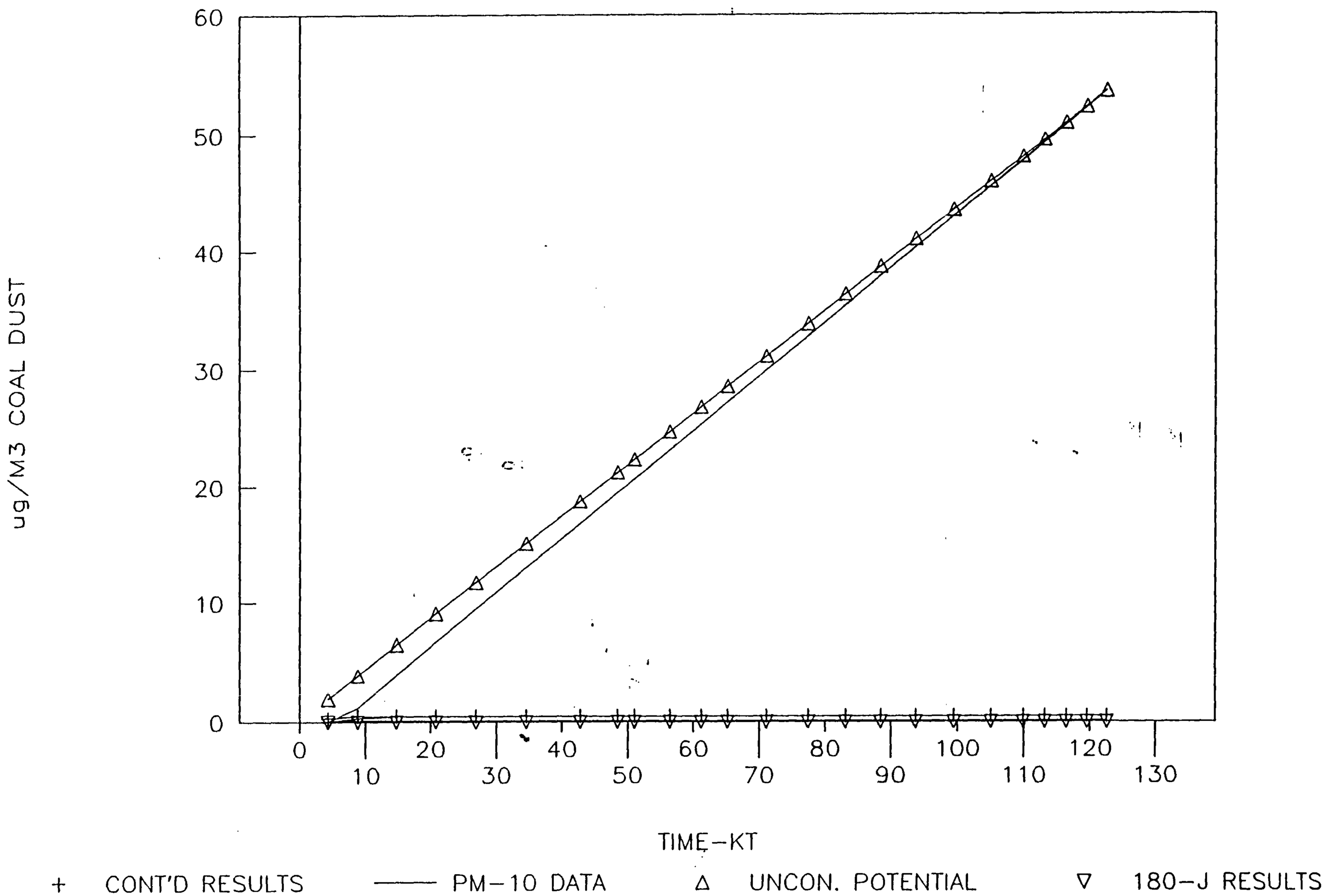

***OCR***

The following pages contain the Optical Character Recognition text of the preceding scanned images.

COMMONWEALTH OF VIRGINIA
DEPARTMENT OF AIR POLLUrION CONTROL
SOURCE INSPECTION REPORT'FORM

I. GENERAL INFORMATION

SOURCE NAME 0'@'Y@ P4 REGISTRATION NO.

LOCATION 1-Y L/-D Al@t,) INSPECTION DATE1016,02WILI

COUNTY NO. PLANT ID SOURCE TYPE Cy cl@
7 '
SOURCE CLASS (CIRCLE ALL APPLICABLE CLASSES) Al (g) B '.NSPS PSD NESHAP TOXIC

SOURCE CONTACT t o X-) WEATHER CONDITIONS

TYPE OF INSPECTION

S'CHEDULED INSPECTION PERMIT COMPLETION
F

-1 COMPLAIHT INVESTIGATION
FOLLOW-UP INSPECTION f

F_@ OTHER (EXPLAIN) ANNOUNCED INSPECTION (CIRCLE ONE) YES

INSPECTION LEVEL PERFORMED (CIRCLE ONE) 0 1 20 3 4 COMPLIANCE CODE

VEE PERFORMED.(CIRCLE ONE) YES NCO) INDICATES COMPLIANCE (CIRCLE ONE) YES NO

OPERATING RATE

STAFF
INSPECTOR c CODE

CODING INFORMATION FOR COMPUANCE STATUS

0 - UNKNOWN 3 - IN COMPLIANCE BY INSPECTION 6 - IN VIOLATION. NOT MEEnNG SCHED
ULE
1 - IN VIOLATION - NO SCHEDULE 4 - IN COMPUANCE BY CERT WITH RESPECT
.IFICATION 7 - IN VIOLATION, UNKNOVM
Z - IN COMPLIANCE BY SOURCE TEST 5 - IN VIOLATION, MEETING @;CHEDULE TO SCHEDU
LE
8 - NO APPUCABLE STATE REGULATIONS
9 - IN COMPUANCE, CLOSED

II. INSPECTION SUMMARY

al or potential complianc
Were actu e problems identified during this
inspection? YES NO (If yes explain in comments section.)

Complaints: Are compliance problems indicated? YES No (If yes,
explain in the comment section.)

Does source experience excessive malfunctions? YES NO If yes,
describe:

Has any enforcemeni,
-a,ction been initiated during the past two years?
YES NO

Is inspection nee@@due to on-going or recently completed enforcement?
YES NO

II. INSPECTION SUMMARY (CONTINUED) PAGE 2

Is there an on-going compliance problem? YES NO If yes, describe:

Are there compliance problpms involving more than one control or process syste
m?
YES NO X_/

Are all compliance problems indicated above minor? YES NO

If yes, are all compliance roblems identified above now resolved?
YES NO

Is a follow-up inspection-needed? YES NO

Rate control equipment/process vulnerability to upset:
Very High High Average Low

Rate 0 & M practices at the site:
Very High High Average Low
il
Rank the source from I (lowest priority) to 4 (highest priority) for an inspec
tion
next year based on your overall evaluation of the source:

INSP TION COMMENTS:

4Z

2@1
.....

u
u

ADDITIONAL COMMENTS? YEI (See Page(s) NO
INSPECTOR'S SIGNATURE DATE:
SUPERVISOR'S COMMENTS:

SUPERVISOR'S S.IGNATURE DATE:

'ITI: 'INSPECTION CONNENTS (@,-..TINUED) PAGE
VI., r) 1
SOURCE HAME: REGISTRATION NO
L 0 C AT I 0 N INSPECTION DATE
COMMENTS (CONTINUED):

/L-4

INSPECTOR'S SIGNATURE DATE: I-le!!!5

SUPERVISOR'S SIGNATURE DATE:
Z

---

..... ------- --

fi

PA,
'4

14

I kA 1

T ER'l-1, T i.," -r r7 C

V11

1- 07 T  T. L T I S 1 7 T T T Zr

u v

u x
1- cl ci

11 7, 7 7 T 7 T  RT I T OT @i T. T CT T T L @3

h L L L L @:o L F I I

I@v
qciiil

Z U 61 8 I L 'j' "I 6 L

TIT

C)7

7H

A- T-i 'LL 1-1 T'vl IN vN I li C) T N 1 D-10
@77 Jt,'v,'F -q cV

2 4
6  17

I jlj IR

C

F.-FACTIT. ICCAI, EMIT) DAILY RFP@-4@'T

T"TS

R RI)  C, s.14 RBc !R liR3 BuRIR FR FT-LF RT Hvl -aWl wv-e Rb '&b WD31- tc@

i 12.42 13.42 1 1 1 0. uc, 0.0 Q. 000 1. Lie 1. A! 3z2.06 5.2o 5.20 7 6. -2 t@
 7;. 93 -114 17 1 - 0 2. 16;

9@ ii.-Iz 0 i 0.00 o.O G.Goo 1.00 i. 01) 28-1.52 9.8i q.li -16.52 6 91- 1_i4 1
5 1.0 91.

iz.98 53.44 6 @-2 .-'21 i6 0 11 . 135
@.Ju C.J 0.000 1.00 1.01-j ]01.04 3.17

i 11 ? ri r. r. F.  C. 5q 54.e5 I 5 9'z 224 11.89

5 2 ib.'78 41.69
fir-,

10. 83 0 3 o. 01? U. o o.ooo l.oo 270. ti 9 1.9 20 . 12.U 75 91 225 1 3.0 19.1 no

4 0. 00 1: Fj C; f-I L. 171U I . fJCI -L S . 9.5 cl. 133 6A J 4 a J J. __1 4. 0 0 . P.:

13 -L JL@- L) 4 U.uu G. 0 U . 000 L. 0 C, L. ou 6 . --oli du J@.2z '15 91, 4 1 3 4.0

i 9 7. i 9 1 i n 0.00 C!. 0 11. nnn 1@n 1. of! 212.-P 0.5r, 2? 3 io.pr ? C 9i 236 9 1@. n P-?

@!O 0. @to ri 0.0o @1. 0 CJ - '@ 0; I L. C' .1 LA 31.10 2 1 j o u

B. 66 8.38 o :J G.oo C - O 11 - C-00 I - GO 1. GO 7.3 73' . 8 1 24.75 31.34 79 88 729 io n 4 . 0 G

j@ 7 . Z 7.3? n 5 c..on @1. 0 1. )or, 1. 9r, 1, c',
213 .4 9 1-5. 3 6 31.. 54 81 96 2 1 4 8 5 . C. 4 . 5 9

o 2; L,. zL -j 5 c- . 00 0. 13 13. 00o 1. LIL, I . U Ij z@@ .1 . i2 im 5 L ID 6 .L. 7'I ti 3 i' _@4

7 . -12 0 fI . G on 1. co I R . 8
2 0 7 5 . 0 2 7

9. ci 5o 0 I o 0 O. 000 1. QO 1. 00 J 6. C!' -j S 5 u @.7

C, 4 r, cl 4 0 r-I 5. `4 4

4n n . q Z F 88 CP, 0 6 6 8.o 21. 4i

j H 9. -6 9. I 6 1 9 u . ocj I . Q L) . 0 2 LJ J  0-0 @'22_ 6L a '15 87 68 41 1 8 6 L" z8 . 91.

o,7,
4 i 6c@ S

1-1 13 14 dm@ z 3 ii u oc; c o u 4.3 (I 6u .1. LIU 2@ .1 9u u 9. 6o Z 9 @i @lu ej 14:1 i6 9. u u

V@. P7 in. 97 @l ii 0 nn 1 n 0  022 C 7 1 nn 2111." 13. ii 29. 79 2 sn 9. C 28 . 9i

n ri C. C, G. 0". c. . I ij 03 sO q: 1: . o

6. 88 6. 88 0 1.1 o.Do 6.G C- . 023 G . 82: 1. OLq 22'.8 . 79 0 . 66 3r, . 05 30 . Li 3 so 82 170 7 9. o 2:6 . 31

38 .9 1. D 0 . 02?1 0 . 8 5 1. 29 n 30. 18 '10 . 1 9 87 18 1 7 q. 0 2n.

t., 1996 jO "4 Lil

mffe-ie@_-y -. 70 5CIC-9

:,,O P.E;QU@@,J,,LD fDC.-. I ACTUAL KBC- I

i,fl 6.1 9 O.", 0 rrQuTrF,, RBC, . A@TUA, "F,:---
6 802 1,10 r'LC fD -11. 9

.18 Gj:UU LL,-! =12 - S fl-j"..dcy@l.. U
6 1 2 C:,,: 59 1.2_-UIRED aBCo: fl
9 KU- Pq,--,,@y@-i,- I
6.18 Or, 0 0REOUIREP RBC- I ACTUAL RBi7.: I
-n@.jp 0 li: f!0 E,LC KD =1@.2 9
I El LI -.1 P.SQUIRED LI ACTUAL P.EC!,: b

Ij f.EQUIFEL, JIBC.- J ICTUAI A-'2: J.
"-? .,Dr. K!, = I . A
np:nn TlF:QTTjPFT, Tlq@ll'r: !J ACTIIAI, 71 f. C,--
z7, L! b LJ_@: LJO VLC YD I
.,@. " ,iz@-,.,@-,r,:-!r,i-,; !@Y@ -,_,;W-- -,r. - Ei, -::-
bcl,@19 0 9: J EJ 1,E,)Ullk.L, RLC.; I ACTLU,!, A11C.; .1

H. _@o 3 A-7TUAL
@4;,Oblii 1.1@00 REOUTRED R5C,: 0ACTUAL R15C-
' ;'.(I(,! P@ 12 '313 Y.FQ71TRED p i 0ACTI.YAT, RIIC,: cl
9 t, 0 ;, I LI I J C, Q1-.191_,lJlvfSD RBCz: LI ACT lAl ADIC L.,
;.F:QU7LRF,- FbC;,; 3,
blJ 6113 1@@:UO I@ZQUIRLD VIC-C 13 ACTUAL 1, 0
9 1 1 -z 00 r" i-
7
ri 1. I 8 i8 - ou nBco: 0ACTUAL 'IBCo: 1
`-061H i9@00 _1 l'-: Zr : 'D
9L,06iB 20:OU REOUIRED RBC.: 0ACTUAI RBC.. Z.
@7n 61 8 21.: on nBC ACTU Al- nRc 0
1. -T,;,J. REL -
C, n
9,0618 Z' 3 0 0FLFOUIRYD R15C- UACTUAL RBC,: LI
' : .0 61 9 CL' CO RFQ'j T T, FJ) pjc,@: nA -TLTA L r. P C- "

DATE 06/18/96
DOMINION (DATA RUN FOR GRAPHICS)
KT 322.08 EFF -- - - - - ->  9.010248 CEurr, 138.52947 EIR BF. 0.0000 HRS 0.00

Sb 0.4301089 %EFF/C 0.0991882 FIR BF 0.0000 FHFtS BF = HRS
Si 0.3874472 Sp 0.3584540 EKF BF 0.00 KT BF 0.00
PASS-0
K  KD Ci ECi KT EK/seq IR  EIR  HRS  Fr Tf  FIR  EKF FHRS Ffr SL HVi EHVi HVT
Kc HviC EHviC #CcT' CT-C' EK/seqC
B.F. N/A N/A N/A N/A  0.00  N/A N/A 0.000 0 0.00 - 0.00 0.00 0.00 0.0000 N/A
N/A  N/A N/A
1 13.42 13.42 1 1 322.08 13.42 0.00 0.000 0 1.00 40 0.(o 0.00 0.00 1.0000 0.38
74472  5.20  5.20 112.69 0 0.00 0.00 0 0 0.00 0.00
2 13.42 0 1 322.08 26.84 0.00 0.000 0 1.00 40 0.00 0.00 0.00 1.0000 0.2898425
 7.78  7.78 84.53 0 0.00 0.00 0 0 0.00 0.00
3 13.42 0 1 322.08 40.26 0.00 0.000 0 1.00 40 0.00 0.00 0.00 1.0000 0.2978086
11.99 11.99 87.10 0 0.00 0.00 0 0 0.00 0.00
4 13.42 0 1 322.08 53.68 0.00 0.000 0 1.00 40 0.00 0.00 0.00 1.0000 0.3053222
16.39 16.39 89.56 0 0.00 0.00 0 0 0.00 0.00
5 13.42 0 1 322.08 67.10 0.00 0.000 0 1.00 40 0.00 0.00 0.00 1.0000 0.3124091
20.96 20.96 91.93 0 0.00 0.00 0 0 0.00 0.00
6 13.42 0 1 322.08 80.52 0.00 0.000 0 1.00 40 0.00 0.00 0.00 1.0000 0.3190936
25.69 25.69 94.22 0 0.00 0.00 0 0 0.00 0.00
7 13.42 0 1 322.08 93.94 0.00 0.000 0 1.00 40 0.00 0.00 0.00 1.0000 0.3253984
30.57 30.57 96.42 0 0.00 0.00 0 0 0.00 0.00
8 13.42 0 1 322.08 107.36 0.00 0.000 0 1.00 40 0.00 0.00 0.00 1.0000 0.3313451
 35.57 35.57 98.54 0 0.00 0.00 0 0 0.00 0.00
9 13.42 0 1 322.08 120.78 0.00 0.000 0 1.00 40 0.00 0.00 0.00 1.0000 0.3369541
 40.70 40.70 100.59 0 0.00 0.00 0 0 0.00 0.00
I 0 13.42 0 1 322.08 134.20 0.00 0.000 0 1.00 40 0.00 0.00 0.00 1.0000 0.34224
46 45.93 45.93 102.58 0 0.00 0.00 0 0 0.00 0.00
1 1 13.42 0 1 322.08 147.62 0.00 0.000 0 1.00 40 0.00 0.00 0.00 1.0000 0.34723
46 51.26 51.26 104.51 0 0.00 0.00 0 0 0.00 0.00
1 2 13.42 0 1 322.08 161.04 0.00 0.000 0 1.00 40 0.00 0.00 0.00 1.0000 0.35194
12 56.68 56.68 106.39 0 0.00 0.00 0 0 0.00 0.00
1 3 13.42 0 1 322.08 174.46 0.00 0.000 0 1.00 40 0.00 0.00 0.00 1.0000 0.35638
06 62.17 62.17 108.22 0 0.00 0.(o 0 0 0.00 0.00
14 13.42 0 1 322.08 187.88 0.00 0.000 0 1.00 40 0.00 0.00 0.00 1.0000 0.360567
8 67.74 67.74 110.00 0 0.00 0.00 0 0 0.00 0.00
1 5 13.42 0 1 322.08 201.30 0.00 0.000 0 1.00 40 0.00 0.00 0.00 1.0000 0.36451
72 73.38 73.38 111.73 0 0.00 0.00 0 0 0.00 0.00
1 6 13.42 0 1 322.08 214.72 0.00 0.000 0 1.00 40 0.00 0.00 0.00 1.0000 0.36824
23 79.07 79.07 113.43 0 0.00 0.00 0 0 0.00 0.00
1 7 13.42 0 1 322.08 228.14 0.00 0.000 0 1.00 40 0.00 0.00 0.00 1.0000 0.37175
58 84.81 84.81 115.10 0 0.00 0.00 0 0 0.00 0.00
1 8 13.42 0 1 322.08 241.56 0.00 0.000 0 1.00 40 0.00 0.00 0.00 1.0000 0.37506
98 90.60 90.60 116.74 0 0.00 0.00 0 0 0.00 0.00
1 9 13.42 0 1 322.08 254.98 0.00 0.000 0 1.00 40 0.00 0.00 0.00 1.0000 0.37819
56 96.43 96.43 118.34 0 0.00 0.00 0 0 0.00 0.00
20 13.42 0 1 322.08 268.40 0.00 0.000 0 1.00 40 0.00 0.00 0.00 1.0000 0.381143
9 102.30 102.30 119.92 0 0.00 O.Go 0 0 0.00 0.00
21 13.42 0 1 322.08 281.82 0.00 0.000 0 1.00 40 0.00 0.00 0.00 1.0000 0.383924
7 108.20 108.20 121.48 0 0.00 0.00 0 0 0.00 0.00
22 13.42 0 1 322.08 295.24 0.00 0.000 0 1.00 40 0.00 0.00 0.00 1.0000 0.386547
6 114.12 114.12 123.02 0 0.00 0.00 0 0 0.00 0.00
23 13.42 0 1 322.08 308.66 0.00 0.000 0 1.00 40 0.00 0.00 0.00 1.0000 0.389021
6 120.08 120.08 124-54 0 0.00 0.00 0 0 0.00 0.00
24 13.42 0 1 322.08 322.08 0.00 0.000 0 1.00 40 0. (O 0.00 0.00 1.0000 0.39135
50 126.05 26 05 126.05 0 0.00 0.00 0 0 0.00 0.00

K

-41

71

Fi H

HC-i IJ P' Z-2
I 4.

-1 o

THIE-1- T

T
F TE(jTl L

F

/Zx

TPIF-,
.-El ITI'

H C)
1 4;--

45@ +

JE I !-T:@ L

H il, 1-1 F 15

4z

-Tlt 1.@
P TEI ITI

H L-) F'

Tl@,IIE

T.
F -;TE[ITI'L

F

T:t 'F

TL_ i NJ
F,. + JI J-.

El
H!'I-l P

L-i

TI 1.1 E i T
I J, -1 TE' i

H,-J UP I

T@ 1.1 E

1. F :,TEI
T.

```
 DATE  06/18/96
DOMINION (DATA RUN FOR GRAPHICS)
KT 232.29 EFF ------- >  65.6688.4 CEunc 104.13514 EIR BF. 0.0000 HRS 0.00
Sb  0.4482980  %EFF/C 0.1332395 FIR BF 0.0000 FHFtS BF = HRS
Si  0.3885670  Sp 0.0000000 EKF BF 0.00 KT BF 0.00
PASS-0
K  KD Ci ECi KT EK/seq  IR EIR  HRS  Fr Tf  FIR  E@T FHRS Ffr SL HVi EHVi HVT
 Kc HviC EHviC #Cc T'  CT-C'  EK/seqC
B.F. N/A N/A N/A N/A  0.00  N/A N/A 0,000 0 0.00 - 0.00 0.00 0.00 0.0000 N/A
N/A  N/A N/A
1 13.42 13.42 1 1 322.08 13.42 0.00 0.000 0 1 @00 40 0.00 0.00 0.00 1.0000 0.3
885670 5.21  5.21 78.25 0 0.00 0.00 0 0 0.00 0.00
2 i i .92 i 1.92 0 1 287.58 25.34 0.00 0.000 0 1.00 40 0.00 0.00 0.(o 1.0000 0
.3885670 9.85  9.85 78.30 0 0.00 0.00 0 0 0.00 0.00
3 12.53 12.53 1 2 301.00 12.53 0.00 0.000 0 1.00 40 0.00 0.00 0.00 1.0000 0.25
36963 3.18 13.03 54.60 0 0.00 0.00 0 0 0.00 0.00
4 13.27 i 3.27 0 2 316.54 25.80 0.00 0.000 0 1.00 40 0.00 0.00 0.00 1.0000 0.2
612727 6.74 16.59 56.04 0 0.00 0.00 0 0 0.00 0.00
5 13.21 13.21 1 3 315.34 13.21 0.00 0.000 0 1.00 40 0.00 0.00 0.00 1.0000 0.17
08538 2.26 18.84 42.48 0 0.00 0.00 0 0 0.00 0.(o
6 10.83 iO.83 0 3 270.12 24.04 0.00 0.000 0 1.00 40 0.00 0.00 0.00 1.0000 0.17
50211 4.21 20.79 43.21 0 0.00 0.00 0 0 0.00 0.00
7  7.82 7.82 1 4 215.94  7.82 0.00 0.000 0 1.00 40 0.00 0.00 0.00 1.0000 0.113
0122 0.88 21.68 35.32 0 0.00 0.00 0 0 0.00 0.00
8 10,10 10.10 0 4 254.70 17.92 0.00 0.000 0 i.00 40 0.00 0.00 0.00 1.0000 0.11
56816 2.07 22.87 35.75 0 0.00 0.00 0 0 0.00 0.00
9  7.19 7.19 1 5 208.14  7.19 0.00 0.000 0 1.00 40 0.00 0.00 0.00 1.0000 0.074
5837 0.54 23.40 31.22 0 0.00 0.00 0 0 0.00 0.00
I 0  8.80 8.80 0 5 232.29 15.99 0.00 0.000 0 1.00 40 0.00 0.00 0.00 1.0000 0.0
761296 1.22 24.08 31.45 0 0.00 0.00 0 0 0.00 0.00
1 1 8.80 0 5 232.29 24.79 0.00 0.000 0 1.00 40 0.00 0.00 0.00 1.0000 0.0776173
 1.92 _T4 7-9 31.69 0 0.00 0.00 0 0 0.00 0.00
12 8.80 0 5 232.29 33.59 0.00 0.000 0 1.00 40 0.00 0.00 0.00 1.0000 0.079G491
2.66 25.52 31.94 0 0.00 0.00 0 0 0.00 0.00
i3 8.80 0 5 232.29 42.39 0.00 0.000 0 1.00 40 0.00 0.00 0.00 1.0000 0.0804270
3.41 26.28 32.19 0 0.00 0.00 0 0 0.00 0.00
14 8.80 0 5 232.29 51.19 0.00 0.000 0 1.00 40 0.00 0.00 0.00 1.0000 0.0817531
4.18 27.05 32.45 0 0.00 0.00 0 0 0.00 0.00
15 8.80 0 5 232.29 59.99 0.00 0.000 0 1.00 40 0.00 0.00 0.00 1.0000 0.0830293
4.98 27.85 32.72 0 0.00 0.00 0 0 0.00 0.00
16 8.80 0 5 232.29 68.79 0.00 0.000 0 1.00 40 0.00 0.00 0.00 1.0000 0.0842575
5.80 28.66 33.00 0 0.00 0.00 0 0 0.00 0.00
17 8.80 0 5 232.29 77.59 0.00 0.000 0 1.00 40 0.00 0.00 0.00 1.0000 0.0854395
6.63 29.50 33.28 0 0,00 0.00 0 0 0.00 0.00
18 8.80 0 5 232.29 86.39 0.00 0.000 0 1.00 40 0.00 0.00 0.00 1.0000 0.0865770
7.48 30.35 33.59 0 0.00 0.00 0 0 0. (O 0.00
i 9 8.80 0 5 232.29 95.19 0.00 0.000 0 1.00 40 0.00 0.00 0.00 1.0000 0.0876718
 8.35 31.21 33.90 0 0.00 0.00 0 0 0.00 0.00
20 8.80 0 5 232.29 103.99 0.00 0.000 0 1.00 40 0.00 0.00 0.00 1.0000 0.0887253
 9.23 32.09 34.24 0 0.00 0.00 0 0 0.00 0.00
2 1 8.80 0 5 232.29 112.79 0.00 0.000 0 1.00 40 0.00 0.00 0.(o 1.0000 0.089739
3 10.12 32.99 34.58 0 0.00 0.00 0 0 0.00 0.00
22 8.80 0 5 232.29 121.59 0.00 0.000 0 1.00 40 0.00 0.00 0.00 1.0000 0.0907151
 11.03 33.90 34.95 0 0.00 0.00 0 0 0.00 0.00
23 8.80 0 5 232.29 130.39 0.00 0.000 0 1.00 40 0.00 0.00 0.00 1.0000 0.0916542
 11.95 34.82 35.34 0 0.00 0.00 0 0 0.00 0.00
24 8.80 0 5 232.29 139.19 0.00 0.000 0 1.00 40 0.00 0.00 0.00 1.000( 0.0925580
 12.88 35.75 35.75 0 0.00 0.00 0 0 0.00 0.00



;zof @44
q, L
```

17

Tal lt@-
10( I,

e?w
IV

>- 12,

```
 #Cseq (I -EFF)  Si Si, STD. IRadj CONT. #CIR  Kc  SUMKc KF SUMK CEunc Sb
0.000 CONT CONT K.cont  PM-10
1 0.866761 0.4482980 0.388567 37.00 0.000 0.0 0.0000 0.00 0.00 0.00 13.42  3.3
0633 6.0161 2.16  2.16 13.42 0.9386
1 0.671743 0.4482980 0.388567 37.00 0.000 0.0 0.0000 0.00 0.00 0.00 25.34  8.7
9762 11.359 5.91  5.91 11.92 1.7723
1 0.652902 0.3885670 0.253696 37.00 0.000 9.8 0.0000 0.00 0.00 0.00 37.87 14.5
6993 16.977 1.23 11.08 12.53 2.3445
1 0.672401 0.3885670 0.261273 37.00 0.000 9.8 0.0000 0.00 0.00 0.00 51.14 20.6
8314 22.925 4.07 II 3.92 13.27 2.9856
1 0.653929 0.2612727 0.170854 37.00 0.000 16.6 0.0000 0.00 0.00 0.00 64.35 26.
76871 28.847 0.90 17.48 13.21 3.3919
1 0.669879 0.2612727 0.175021 37.00 0.000 16.6 0.0000 0.00 0.00 0.00 75.18 31.
75786 33.703 2.46 19.05 10.83 3.7430
1 0.645706 0.1750211 0.113012 37.00 0.000 20.8 0.0000 0.00 0.00 0.00 83.00 35.
36037 37.208 0.13 20.92 7.82 3.9021
1 0.660958 0.1750211 0.115682 37.00 0.000 20.8 0.0000 0.00 0.00 0.00 93.10 40.
01323 41.736 1.03 2i.82 10.10 4.1161
1 0.644732 0.1156816 0.074584 37.00 0.000 22.9 0.0000 0.00 0.00 0.00 100.29 43
.32551 44.959 0.05 22.92 7.19 4.2127
1 0.658095 0.1156816 0.076130 37.00 0.000 22.9 0.0000 0.00 0.00 0.00 109.09 47
.37949 48.904 0.55 23.42 8.80 4.3352
1 0.670956 0.1156816 0.077617 37.00 0.000 22.9 0.0000 0.00 0.00 0.00 117.89  -
51.43346 52.849 1.16 24.03 8.80 4.4625
1 0.683333 0.1156816 0.079049 37.00 0.000 22.9 0.0000 0.00 0.00 0.00 126.69 55
.48744 56.794 1.88 24.74 8.80 4.5941
1 0.695244 0.1156816 0.080427 37.00 0.000 22.9 0.0000 0.00 0.00 0.00 135.49 59
.54141 60.739 2.70 25.57 8.80 4.7298
1 0.706707 0.1156816 0.081753 37.00 0.000 22.9 0.0000 0.00 0.00 0.00 144.29 63
.59539 64.684 3.65 26.52 8.80 4.8694
1 0.717739 0.1156816 0.083029 37.00 0.000 22.9 0.0000 0.00 0.00 0.00 153.09 67
.64936 68.629 4.72 27.58 8.80 5.0127
1 0.728356 0.1156816 0.084257 37.00 0.000 22.9 0.0000 0.00 0.00 0.00 161.89 71
.70334 72.574 5.91 28.77 8.80 5.1594
1 0.738574 0.1156816 0.085439 37.00 0.000 22.9 0.0000 0.00 0.00 0.00 170.69 75
.75731 76.519 7.22 30.09 8.80 5.3094
1 0.748408 0.1156816 0.086577 37.00 0.000 22.9 0.0000 0.00 0.00 0.00 179.49 79
.81129 80.465 8.67 31.54 8.80 5.4624
1 0.757871 0.1156816 0.087672 37.00 0.000 22.9 0.0000 0.00 0.00 0.00 188.29 83
.86526 84.410 10.24 33.11 8.80 5.6183
1 0.766979 0.1156816 0.088725 37.00 0.000 22.9 0.0000 0.00 0.00 0.00 197.09 87
.91924 88.355 11.95 34.82 8.80 5.7769
1 0.775744 0.1156816 0.089739 37.00 0.000 22.9 0.0000 0.00 0.00 0.00 205.89 91
.97322 92.300 13.79 36.66 8.80 5.9380
1 0.784179 0.1156816 0.090715 37.00 0.000 22.9 0.0000 0.00 0.00 0.00 214.69 96
.02719 96.245 15.76 38.62 8.80 6.1015
1 0.792297 0.1156816 0.091654 37.00 0.000 22.9 0.0000 0.00 0.00 0.00 223.49  1
00.08117 100.19 17.86 40.72 8.80 6.2673
1 0.800110 0.1156816 0.092558 37.00 0.000 22.9 0.0000 0.00 0.00 0.00 232.29  1
04.13514 104.13 20.08 42.95 8.80 6.4351
```

```
 DATE  06118/96
DOMINION (DATA RUN FOR GRAPHICS)
KT 232.29 EFF. - - - - >  77.84286 CEuric 104.13514 EIR BF. 0.0000 HRS 0.00
Sb  0.4482980  %EFF/C 0.1332395 FIRBF 0.0000 FHRS BF = HRS
Si  0.3885670  Sp 0.0000000 EKF BF 0.00 KT BF 0.00
PASS-0
K  KD Ci ECi KT EK/seq IR EIR  HRS  Fr Tf  FIR  EKF FHRS Ftr SL HVi EHVi HVT
Kc HviC EHviC #Cc T'  CT-C'  EK/seqC
B.F. N/A N/A N/A N/A  0.00  N/A N/A 0.000 0 0.00 - 0.00 0.00 0.00 0.0000 N/A N
/A  N/A N/A
1 13.42 13.42 2 2 322.08 13.42 0.00 0.000 0 1.00 40 0.00 0.00 0.00 1.0000 0.32
88360 4.41  4.41 57.49 0 0.00 0.00 0 2 0.00 0.00
2 i i.92 11.92 0 2 287.58 25.34 0.00 0.000 0 1.00 40 0.00 0.00 0.00 1.0000 0.3
288360 8.33  8.33 57.64 0 0.00 0.00 0 2 0.00 0.00
3 12.53 12.53 2 4 301.(o 12.53 0.00 0.000 0 1.00 40 0.00 0.00 0.00 1.0000 0.14
01766 1.76 10.09 29.45 0 0.00 0.00 0 2 0.00 0.00
4 13.27 13.27 0 4 316.54 25.80 0.00 0.000 0 1.00 40 0.00 0.00 0.00 1.0000 0.14
86742 3.84 12.17 30.88 0 0.00 0.00 0 2 0.00 0.00
5 13.21 13.21 1 5 315.34 13.21 0.00 0.000 0 1.00 40 0.00 0.00 0.00 1.0000 0.09
72224 1.28 13.45 26.90 0 0.00 0.00 0 2 0.00 0.00
6 10.83 10.83 0 5 270.12 24.04 0.00 0.000 0 1.00 40 0.00 0.00 0.00 1.0000 0.09
95937 2.39 14.56 27.32 0 0.00 0.00 0 2 0.(o 0.00
7  7.82 7.82 1 6 215.94  7.82 0.00 0.000 0 1.00 40 0.00 0.00 0.00 1.0000 0.064
3M 0.50 15.07 22.83 0 0.00 0.00 0 2 0.00 0.00
8 10.10 10.10 0 6 254.70 17.92 0.00 0.000 0 1.00 40 0.00 0.00 0.00 1.00(o 0.06
58273 1.18 15.74 23.07 0 0.00 0.00 0 2 0.00 0.00
9  7.`19 7.`19 1 7 208.14  7.19 0.00 0.000 0 1.00 40 0.00 0.00 0.00 1.0000 0.0
424410 0.31 18.05 20.49 0 0.00 0.00 0 2 0.00 0.00
10  8.80 8.80 0 7 232.29 15.99 0.00 0.000 0 1.00 40 0.00 0.00 0.00 1.0000 0.04
33206 0.69 16.44 20.63 0 0.00 0.00 0 2 0.00 0.00
1 1 8.80 0 7 232.29 24.79 0.00 0.000 0 1.00 40 0.00 0.00 0.00 1.0000 0.0441672
 1.09 16.84 20.76 0 0.00 0.00 0 2 0.00 0.00
1 2 8.80 0 7 232.29 33.59 0.00 0.000 0 1.00 40 0.00 0.00 0.00 1.0000 0.0449820
 1.51 17.25 20.90 0 0.00 0.00 0 2 0.00 0.00
1 3 8.80 0 7 232.29 42.39 0.00 0.000 0 1.00 40 0.00 0.00 0.00 1.0000 0.0457660
 1.94 17.68 21.05 0 0.00 0.00 0 2 0.00 0.00
14 8.80 0 7 232.29 51.19 0.00 0.000 0 1.00 40 0.00 0.0( 0.00 1.0000 0.0465206
2.38 18.12 21.19 0 0.00 0.00 0 2 0.00 0.00
1 5 8.80 0 7 232.29 59.99 0.00 0.000 0 1.00 40 0.00 0.00 0.00 1.0000 0.0472468
 2.83 18.58 21.35 0 0.00 0.00 0 2 0.00 0.00
16 B. 80 0 7 232.29 68.79 0.00 0.000 0 1.00 40 0.00 0.00 0. co 1,0000 0.047945
7 3.30 19.04 21.51 0 0.00 0.00 0 2 0.00 0.00
1 7 8.80 0 7 232.29 77.59 0.00 0.000 0 1.00 40 0.00 0.00 0.(o 1.0000 0.0486183
 3,77 19.5i 21.67 0 0.00 0.00 0 2 0.00 0.00
1 8 8.80 0 7 232.29 86.39 0.00 0.000 0 1.00 40 0.00 0.00 0.00 1.0000 0.0492656
 4.26 20.00 21.84 0 0.00 0.00 0 2 0.00 0.00
1 9 8.80 0 7 232.29 95.19 0.00 0.000 0 1.00 40 0.00 0.00 0.00 1.0000 0.0498886
 4.75 20.49 22.02 0 0.00 0.00 0 2 0.00 0.00
20 8.80 0 7 232.29 103.99 0.00 0.000 0 1.00 40 0.0( 0.00 0.00 1.0000 0.0504881
 5.25 20.99 22.21 0 0.00 0.00 0 2 0.00 0.0(
2 1 8.80 0 7 232.29 112.79 0.00 0.000 0 1.00 40 0.00 0.00 0.00 1.0000 0.051065
1 5.76 21.50 22.41 0 0.00 0.00 0 2 0.00 0.00
22 8.80 0 7 232.29 121.59 0.00 0.000 0 1.00 40 0.00 0.00 0.0( 1.000( 0.0516204
 6.28 22.02 22.62 0 0.00 0.00 0 2 0.00 0.00
23 B. 80 0 7 232.29 130.39 0.00 0.000 0 1.00 40 0.00 0.00 0.00 1.0000 0.052154
8 6.80 22.54 22.84 0 0.00 0.00 0 2 0.00 0.00
24 8.80 0 7 232.29 139.19 0.00 0.000 0 1.00 40 0.00 0.00 0.00 1.0000 0.0526691
 7.33 23.07 23.07 0 0-(o 0.00 0 2 0.00 0.00
```

4i,

IT

"1111d]. @,-TF.
--fl-.,AL F-

H,--,)PI

ilAE -II
:1 F T

COMMONWEALTH OF VIRGINIA
DEPARTNEffT OF AIR POLLUTION CONTROL
SOURCE INSPECTION REPORT FORM

1. GENERAL INFORMAT10N

@P" I All" /_ V." P Ke
SOURCE NAME 6", REGISTRATION NO.
1-2
LOCATION INSPECTION DATE 1?144

COUNTY NO. PLANT ID SOURCE TYPE 14-@, * / k,14- /_

SOURCE CLASS (CIRCLE ALL APPLICABLE CLASSES) A 1 (::Ai) B NSPS PSD NESHAP TOXI
C

SOURCE CONTACT WEATHER CONDITIONS

TYPE OF INSPECTION

21"S'CHEDULED INSPECTION El PERMIT COMPLETION

FOLLOW-UP INSPECTION R COMPLAINT INVESTIGATION

OTHER (EXPLAIN) ANNOUNCED INSPECTION (CIRCLE ONE) YES

INSPECTION LEVEL PERFORMED (CIRCLE ONE) 0 1 6) 3 4 COMPLIANCE CODE

VEE PERFORMED (CIRCLE ONE) YES NO INDICATES COMPLIANCE (CIRCLE ONE) YES NO

OPERATING RATE IC_

INSPECTOR STAFF CODE :z 1.3 14

CODING INFORMATION FOR COMPLIANCE STATUS

0 - UNKNOWN 3 - IN COMPLtANCE BY INSPECTION 6 - IN VIOLATION, NOT MEETING SCHE
DULE
1 - IN VIOLATION - NO SCHEDULE 4 - IN COMPLIANCE BY CERTIFICATION 7 - IN VIOLA
TION, UNKNOWN VtqTH RESPECT
2 - IN COMPLIANCE BY SOURCE TEST 5 - IN VIOLATION, MEETING SCHEDULE TO SCHEDUL
E
8 - NO APPLICABLE STATE REGULATIONS
9 - IN COMPUANCE, CLOSM

II. INSPECTION SUMMARY

Were actual or potential compl@@e problems identified during this
i a @
inspection? YES NO (If yes explain in comments section.)

Complaints: Are compliance problems indicated? YES NO (If yes,
explain in the comment section.)

Does source experience excessive malfunctions? YES NO If yes,
describe:

Has any enforcemen@@ction been initiated during the past two years?
YES NO

Is inspection needeV/due to on-going or recently completed enforcement?

YES NO

II. INSPECTION SUMMARY (CONTINUED) PAGE 2

Is there an on-going compliance problem? YES NO If yes, describe:

Are there compliance problems involving more than one control or process syste
m?
YES NO

Are all compliance problems indicated above minor? YES NO "e-1,4
Z

If yes, are all compliance problems identified above now resolved?
YES NO /__///4__
Is a follow-up inspection needed? YES NO

Rate control equipment/process vulnerabili@y@ o upset:
Very High High Average Low

Rate 0 & M practices at the s . e:
Very High High @@`Average Low

Rank the source from 1 (lowest priority) to 4 (highest priorit for an inspecti
on
next year based on your overall evaluation of the source:

III. INSPECTION COMMENTS:

7L
oll eZY1

00,

7
49
ol

42--ell-4

ee Page(s)

INSPECTOR'S SIGNATURE DATE:

SUPERVISOR'S COMMENTS:

SUPERVISOR'S SIGNATURE DATE:

TtITI PEPOP-T POP,

T?4 K KD ei sym Rae rR HRB DLIMIR rR  rRr KT Kvr  .-"VI "VT TMP RH ND UDOP *C.
 -HW.

3.1i 3.13 0 0 0.00 27.0 0.039 0.79 0.49 75.19 0.65 0.65 30.60 34 72 179 6 0.0
0.00

2  69 a 0 0.00 29.n n.ni9 n.so n.,,i 65.09 1.129 1.15 3n.n, 14 76 187 5 (). 0
n.00

 .Li u u J. uu .9.0 J. u, @' ".'Ju -"i i -A. .9i  .1 - U.1 - I @' 1@'9 6 J. u
U.UU

4 2.43 2.43 0 0.00 30.0 0.039 0.81 0.95 59.92 2.64 2.64 29. 'LI I 4 el 200 5 0
.0 0.51

4 0.0 I.lu
Z. I,; 2.16 0 0 GAU 31.J 0. 039 0.01 0. 57 54. 67 3.26 3.26 28. a I 35 Si 217

6 2.75 2.75 0 0 0.00 32.0 0.039 OA2 0.59 65.73 4.06 4.06 28.46 34 82 204 6 0.0
 1.89

n 0. gn
. 31.,) 0.ni,.,  -,)2 o.61 41 . Z` 4 4.59 4.!9 14 94 209 3 0 . 2.36

d .1. J!A 1.35 U U.00 34.U U.UJ.9 U. 85 0.63 4Q.T) S. Ul 5. U'l 2U.26 J4 uz 2
j:j J L). 0 2. J J

2.00 2An n n.oo wn o.n3g n.ei n. o;5 51.2n 5.78 5.74  13 14 78 271 4 0.0 2.91

:. U:) - '3 , I li o.ou J.&. 3 0. j3:p U.U4 J. u-/ .4.4j G. 52: 6. JU 15.61 @5
 .7" Z 913 6 0.0 Z.aj

it 4.15 4.15 I/ 0.00 37.0 0.039 0.04 0.70 02.09 1.34 7.12 15.86 36 74 iz 7 0.0
 2.83

3 0.00 3S.C 0.039  .85 0.73  133.74 0.40 7.60 9.76 39 69 27  1.0 0 . .1 I. 91

li s.uu 5..u U.00 39.0 0.039 0.65 0.75 94.04 0. 17 7.77 8. @sj 35 64 33 a 0.0
2.83

 "i n.nn I r, rn n n 11 I P qn.jr - 11
. ) n. rn .9. In I @@ r, 9 gn r, n.n I.

i. !J U.11 6 C, . ciu 1.0 O.U?4 U.UZ U. 132 @U.5/ U.UU  77 7. @'z J5 -1 ji a U
. 1) -.di

I r, 4.60 n.69 10 0.00 2.0 0.024 0.15 0.15 88.92 0.02 7.79 7.91 35 72 so 9 0.0
2.83

;.76 i . Z) 7 3 13 0.00 3. C, 0. 3Z i O.LO J.Z3  )2 "I M 3 3.0 Z . j.-Il

la 2.31 0.90 0 10 0.00 4.0 0.024 0.39 0.39 72.07 0.09 7.95 7.94 33 73 50 4 0.0
2.03

nn _: i .I 4 n
5.1 1). r114 1. 4": Q." 11.1.2 1. Pr, "I

,;U .1. U'a U. il, 0 IU U.Uu ..U U. U;@ i U.:@j U..L. ..". 'A'1 O.U4 1. 8.1 i.
Uu ii I @o 'i U.U Z. kii

1. 2.60 0.47 0 io n.oo 7.0 0.024 n.50 0.18 72.42 0.05 7.RZ 7.88 11 75 43 5 0.0
2.83

J @6 'i J. J Z.3i
j. "i U.6! C) L,)  00 3.U 13. 624 6.6-1 0.10 :3.7) J. 11 11  @1_1  .61  Z

Z3 Z.67 0.37 0 10 0.00 9.0 0.024 0.66 0.21 73.01 0.08 7.83 7.87 32 69 23 5 0.0
2.83

I.P :i. flll '21 f! - J.21 14-1  i1i 7. 87  q.! 9 7 0.0 2.81,

t- 1@':'16 J7. .4

aff..,.i..y 90.9627

UUUU'UOL

:10' 0 c H D5 86 9 Z @9 '8C Z 9 , 0 C; Z:j 6@ LI -@ J

0010 oll, ZT 9F 66 9z zolez Z918Z 0010 $Z'66 00'O 00,0 ullZ'0 O"D 110'. . 0010 69,C CZ

00'a O'E f)T tw 66 1. 2 03'67 Z9 , 87! 60-@, - - !.:. I.," 9 1?9'0 r'qT ,) n n EOIO c or), 0 06'Z 7Z

UU'O U'Z 6 OP L6 $Z 98,6z Z9,07, UO'O L9,96 UO'U OU'o UOU'U u 1) 90,0 z 00,0 9 S,z lz

n'T TT w, 1,4 F7 sn'T' 711 q- nr,, -1 -." I- I "I "I ,-r n-
r, - n n-, n r -1 ' @ n ',,

ut), rl,( rT i; ti a iz ZB'SE Z19 a z 31' 6 .,,j " 1- , I J u C, o u " uu u 1 U6-Z

OO'O 010 TT 29 60 tz WFE 6TI92 6T'9Z EO'OOT 9L'O 00'T 0OO'O D'f) OO'O 0 0 T912 2511c PT

00 , r) 0' 0 -T LI t 6L sz 69'TC r!l ' T7 cl, , T7

00,0 0'O 6 ot 99 9z at'IC 6Z'61 6Z'61 Tc,kut Z9,u U6,0 kzu . 0 0 .9z uo . 0 0 u 60't bo's, 91

nn-n n -,) TT np 89 97 7"Tl 1.@'j T 'ZT-FTT 4 r7 - n Ai-n .7n-n n -- nn-9 n n l.n',; j n -,z

UO'U fi' 0 CT Cc G9 Lz til , IC @U'sl ilu i.1 u Dd'u tl,;u v U VL UU U u u LI U L-U @i

0010 6 go 119 L? SC'TC VD'CT 013'ET 6plEnT E@7'fl 6R'P f7n - 9 V'CZ 00'P 0 n T ? 7 IE? t rT

00,0 0 a ot T9 L'Z J
0
0010 O'O OT To, 09 ez C611C Z6,6 Z6'6 9L'BIT Lt'0 LQ'O tZO'O 0'TZ OO'O 0 ES'Z 8C,G TT

nn,n 0, 0 TT T T, T? 87 99 '7!: 17 1 p R7,q 19 I I.-T T, r) fl, 'I sle'n LI , 07 90'0 n 7 170'9 I)T

UO'U 0,0 UT St 09 oz L9'LC 99,9 99,9 16,uz:l L@'u !@d u @c;u U U'61 UU U U u U L'Z L.,&

of) I a ale 9 nIg 09 87 69'*C I.C , 1; 7r. 'c: rS'LnT gr,O ,S, n s7ri, n n 13T no'n n n WS'T 17 I.' t p

UO'O U'U L 9 il L5, 8 -., 6@1 @E i Z k E; : : ..
11 - t; 'u, L)u ") L, 6 UE,-, &.,,c

OO'O 010 a 6t " 03 of, zvlc 39-C 00'OOT SC'O F9'O 1,20'0 O'9T OO'O 0 0 6VT 6 B lo, 9

00'O 0,0 13 Tt L9 13@ c S , L Z.- - . -.1. , - :.7 - !'- I I.... -1
;,r , Q 01' 'C

OO'O O'O 6 is, UL 6Z ZS'SE LO'Z LU'Z 6W'UUT IE'0 ZB'O iZO'O 0'*T 00'O 0 0 ZE'l rz'& t

0010 O'O L tt Ti. 67 Tl.'6C 7F'T 7t.-T 5" - 0 TA'n @7n'f) O'l-T nn-n n n 7r-n @T-r c

UU'O O'D 6 ES EL oc 19,0t L6'0 L6'0 VZ'ZOT BZ'O 6L'O kZo'o 0':71 OU'o 0 0 OZ'l BZ'o z

O0'O O'O L OF ZL TC Z6'Tt Llf'O Et 96 '6P J.'! ' 0 L L - El FZO'O D'TT OVO 0 a 66,0 SL'Ll

DIAH-- *C* aaam cm Hd amj6 IM-9 ilim  IN ildi 'd.] 'dlMg UWI di 0" M" 'P  ON A

9661/90/LO 'dvJ Ld,)dZd W.Uld,

Y.-FACTCAk (C";AL EMIT) TAIL'@' RE23F-T
- ----------

THT3 REPOPT I-OR 01/07/1996

T" R RD ei sym Ptac IR HRe SUKrR rFt  PRF KT HVI  .-Kvr trvT TIMM RH WD WDOP *
C. .-HVr.

1 4.98 U.ou 0 O 0.02 O..O 0. Liii 0.00 U.00 119.60 0. ufi 0.00 59.61 25 96 42
16 0.0 0.00
2 4.62 0.00 a 0 0.(2 DA o.42o o.no o.oo m.3o 0.00 0.00 57.57 26 98 40 15 0.0 0
.00
:1 4.11 cj.ou U k I U. kjkj U.U U . :-', U U.Urj U. 00  59.:@6 u.ufj U.00 2W.1
5 26 98 30 13 1.0 0. fi(i
4 4.81 0.00 0 lk 2 0.12 0.0 0.66n n.no o.no 114.73 0.00 0.00 17.26 27 99 41 15
 2.0 0.00
6. @,o 1". C f" .
6 6.63 0.00 0 R 4 0.16 0.0 1.130 0.00 0.00 14 9.54 0.00 0.00 6.35 33 LOO 55 17
 4.0 0.00
- -? I - -, ., , - 11 @,, ,. nn  -7$, .1 ,,n 9 ?n n. r-
.7, r  -n n. 9@, (,. nn  .4n 7
a 5. 79 U.00 0 R (. u.uj U.u 1.9bu O.uu (J. OD 13 6. q@ U.UU U. OD 2.217 36 iu
u to it 6.0 D.ou
9 '6. 17 o.on a p '7 0.04 0.0 1.57c n.oo o.on 142.45 0.00 0.00 1.16 37 101 42
115 7.n n.nn
10 6.94 o.ou 0 7 U. W; G . (J l..20 0.00 0.00 154.UZ 0.06 -3.uU 1. ;.. 3ki LJ
1 4 U 16 U. @j U. 6-i
11 6.56 0.00 0 Pt 6 0.05 0.0 1.710 0.00 0.00 148.60 0.00 0.00 0.74 38 101 37 1
6 1.0 0.00
7.16 0.00 0 C. ll@@ C.3 i . e? @.Cr !56.4r, 1
..@n 1. 2q I C,
li 5.09 O.OU 0 h 10 0.15 0.0 2.030 0.00 0.00 131. 62 U. UL) 0.00 0.25 36 101 1
0 12 3.0 0.00
!4 4 r,. r)n n p. il ". 0:1 e.n  1,F.0 n.nn t,. nn 2,1. 1 (I n P, l. nn n 1,j
Ir lnl 1 ', 4 j? 4.n n.on
.11 J U.uu U II U . UL, I.U (J . UU U..u lzti. @j u.UU U.ou 0.14 4 iui 6 L;. 4
.u U.uu
16 5.68 D.oo ( R 12 n.02 n.o z.ion o.no o.nn 136.31 O.On 0.00 0.08 34 101 9 15
 0.0 0.00
5.1,  ac, 0 1, 13 o.r,,- 0.0 0.050 0.(16 - C. 0  la 0. Jb 6. @Ll O.G4 3z 1 ri
1 318 14 1.0
la 4.40 0.02 0 13 0.00 1.0 0.050 0.01 0.00 126.83 0.00 0.00 0.04 29 100 346 13
 1.0 (.00
r
_U 1. - -i U U.Ul 1. U U. U:- U-A U.- I... @.-j  UU -UU U-1 U @d - L.U U.I.
21 6.60 0.72 0 13 o.on 4.n n.o5o 0.15 n. II. 140.98 n.ni 0.01 0.02 2 1 99 2C7
71 1.0 0.49
Z2 6.51 G.90 0 i3 U. Uri 5.U GALU U. C, U.14 14U.71 U.ul U.01 G.0-1 zz 5;. Z66
 zz 1.0 0. U
3 6.33 1.03 0 13 0.00 6.0 0.050 0.49 0.16 140.36 0.01 0.01 0.02 22 92 267 22 1
.0 1.40
.A 'i '.Cr  F, 11C. 19  C- C,.!@ 2 CIO
7. f@ 0 SC

t.,
P.....t Zff.".i.cy 96.6030

n

L m 1: 'I 1. I V-, F. F: P CT.T

THTS PFPOPT F-R !fltl 1 9-6

TN K KD ei sym Rec IR KRB BuKrR  rR  FRF KT HVI .-Kvl:  tmT TE74P RH WD WD91P *C. .-fM.

I 4i.77 1.57 6 U a.00 ki.0 (.056 0.64 0.23 162.53 U.70 0.70 80.74 23 91 266 23 0.0 0.06

6.75 l.rlp f) a 0.00 g.f) n.05n 0.70 0.2@ 162.07 1.50 1.50 78.54 23 91 263 22 (.0 0.84

i .. U @, A. tii U 43 U.ou IU. O U.U!,U U.7j U-li Abs. u 9 i.42 2. Cd 76.39 23 89 269 22 U.u 1.14

4 6.12 1.73 0 a 0.00 11.0 0.050 0.15 0.28 148.93 3.35 3.35 74.59 23 91 262 20 0.0 2.65

6. 3L 1.50 6 3 C.00 12.0 C, . 3,'(,  T.: C] . i5--.53 4.39 4.39 72.81 .1 3 91 261 _- I O.U 3. i-ti

6 5.73 1.81 0 0 0.00 13.0 0.050 0.78 0.32 141.71 5.44 5.44 71.31 23 92 260 19 0.0 4.72

0

fd b.@su ;Z.U,j u u G.uu 15.0 U.U5U U.81 U.35 144.69 1.85 7.85 68.51 23  -ij 2 u 0.0 5.ub

i@L- ti. 6-&91? 6`26. n o. !ss o.on r3s.,63 07..,K-4- 38. 13

4@. -I. )@. 6 I u . ciii 6. 0 O.Uou 1.00 1). 91 13-1. U q i;. 82 1(j. .7 35. 2y 24 96 aciz ih 0.0 S. 6 to

11 5.22 5.07 0 1 0.00 0.0 0.000 1.00 0.97 134.19 4.54 12.39 39.90 25 93 312 17 0.0 3.86

0.0 5.96

Ai 7.14 S.U, 0 1 U.rju 0.0 0.000 1.00 I.Ij 158.26 10.01 17.6c. 42.66 26 aso 31 3 2u 0.0 5.86

14 7 r7l I o.on 0. n F). OnO .1 rn 1.77 '63.64 11 . 81 21.66 44.81 27 84 317 2 0 0.0 5.86

i@l 1. - I ". - u.. u.,juu l.uu 1.@- -,j 1. @,i A9..lu Z 1. ui iti. uci Z9 'II
314 zu U.U S.6.

16 10.02 14.42 0 1 n.on o.c o.ono l.nn 1.44 186.98 25.83 33.68 52.45 30 65 30 8 19 0.0 5.86

',O.--3 3.".Ge 41.74 59 300 86
i b. Lb C, -jc, 1. (,O 1.@@ 1. 58.06 31. 17 0.0

Is 14.650 25.42 0 1 0.00 C1.0 0.000 1.00 1.73 220.00 46-76 54.61 67.46 32 47 312 iLg 0.0 3.96

14-11 @'.47 1@9. 3? 70.19 3! 46 1!1 io t. P !.R6

U. ..I .1, . L.1 -u U 1. ,U - ..!au uu." .,.J. U ;,% J U. L, U.

21 6.05 li.on n I 0.00 c.n O.oon 1.00 2.15 178.89 81.67 89.52 95.50 28 59 288 11 0.0 5.06

22 ..0 6 1.6. G ; 6 1 U. UL) O.U O.uo(, ,.. CJG @@. @b 181.5@ 9z. S') 100.72
105.04 27 S7 2 -1 Z 13 U.0 5. 66

73 0.69 Z1.06 0 1 0.00 0.0 0.000 1.00 Z.4z 183.18 iO7.30 115 Id XJL'v
@qs Z6 37 Z70 16 0.0 6.39

C f:,-, [T
19. 04 26 54 269 1.8 0. 6

75. nn34 "O,

DATE 01/08/96
DOMINION
KT 100.80 EFF -------  >  37.85632 CEun6  43.58046 EIR BF. 0.0240 HRS  10.00
Sb  0.4321474  %EFF/C 0.2362828 FIR BF 0.0240 FHRS BF - HRS
Si  0.3300385  Sp 0.0000000 EKF BF 74.13 KT BF  74.13
PASS -0
K  KD  Ci  ECi KT EK/seq  IR EIR  HRS  Fr TI FIR EKF FHRS Ffr SL HVI El HVT  K
c WIC EHvIC #Co T'  CT-C'  EMoqC
N/
B.F. N/A N/A N/A N/A 74.13  N/A N/A 0.024 10 0.68 - 0.024 74.13 10.00 0.2920 N
/A N/A fA N/A
1 3.75 1.30 0 1 90.00 3.75 0.00 0.024 1 1 0.77 23 0.024 77.88 11.00 0.3468 0.1
144478 0.43 24.77 0 0.00 0.00 I I 0.00 3.75
Oa
2 4.28 1.59 0 1 102.19 8.03 0.00 0.024 12 0.79 23 0.024 82.18 12.00 0.3714 0.1
225574 0. a 24.11 1 0.20 0.20 1 1 0.00 8.03
3 3.12 1.23 0 1 76.67 11.15 0.00 0.024 13 0.80 23 0.024 85.28 " 13.00 0.3948 0
.1303039 1.45 23.70 1 0.58 0.58 1 1 0.00 11.15
4 4.25 1.79 0 1 100.40 15.40 0.00 0.024 14 0.82 23 0.024 89.53 14.00 0.4209 0.
1389015 2.14 23.20 1 11.117 1.17 1 1 0.00 15.40
5 5.20 2.34 0 1 119.40 20.60 0.00 0.024 15 0.83 23 0.024 94.73 15.00 0.4499 0.
1484737 3.08 22.69 1 1.98 1.98 I I 0.00 20.80
6 4.29 2.05 0 1 102.11 24.89 0.00 0.024 10 0.84 23 0.024 99.02 18.00 0.4782 0.
1578204 3.93 22.38 1 2.78 2.78 II I 0.00 24.89
7 3.55 1.80 0 1 88.79 28.44 0.00 0.024 17 0.85 23 0.024 102.57 17.00 0.5058 0.
1669483 4 75 22.24 1 3.50 3.50 1 1 0.00 28.44
8 4.75 2.55 0 1 109.19 33.19 0.00 0.024 18 0.85 23 0.024 107.32 18.00 0.5375 0
.1774044 5.89 22.11 1 0.00 3.50 1 1 3.50 0.00
9 5.57 3.19 0 1 122.31 38.78 0.00 0.024 19 0.86 23 0.024 112.89 19.00 0.5728 0
.1890541 7.33 22.08 0 0.00 3.50 1 1 3.50 0.00
10 6.03 3.69 0 1 129.21 44.79 0.00 0.024 20 0.87 23 0.024 118.92 20.00 0.6111
0.2016970 9.03 22.21 0 0.00 3.50 1 1 3.50 0.00
I 1 5.38 3.49 0 1 120.11 50.17 0.00 0.024 21 0.87 23 0.024 124.30 21.00 0.8Q3
0.2142893 10.75 1 22.55 0 0.00 3.50 1 1 3.50 0.00
12 4.39 3.01 0 1 107.24 5.4.58 0.00 0.024 22 0.88 23 0.024 128.69 22.00 0.6859
0.22OW70 12.35 1 23.04 0 0.00 3.50 1 1 3.50 0.00
13 4.23 3.08 0 1 105.32 58.79 0.00 0.024 23 0.88 23 0.024 132.92 23.00 0.7233
0.2387077 14.03 1 23.67 0 0.00 3.50 1 1 3.50 0.00
14 5.04 3.85 0 1 114.23 63.83 0.00 0.024 24 0.89 23 0.024 137.98 24.00 0.7649
0.2524362 18.11 I 24.51 0 0.00 3.50 1 1 3.50 0.00
15 5.07 5.07 0 1 114.53 68.90 0.00 0.024 25 0.89 23 0.024 143.03 25.00 0.8082
0.2667281 18.38 1 25.55 0 0.00 3.50 1 1 3.50 0.00
16 4.09 4.09 0 1 105.71 72.99 0.00 0.024 26 0.90 23 0.024 147.12 26.00 0.8492
0.2802814 20.48 2 28.66 0 0.00 3.50 1 1 3.50 0.00
17 4.48 4.48 0 1 108.67 77.45 0.00 0,024 27 0.90 23 0.024 151.58 27.00 0.8931
0.2947610 22.83 27.98 0 0.00 3.50 1 1 3.50 0.00
18 3.42 3.42 0 1 101.39 80.87 0.00 0.024 28 0.90 23 0.024 155.00 28.00 0.9340
0.3082537 24.93 A 29.30 0 0.00 3.50 1 1 3.50 0.00
19 3.24 3.24 0 1 100.31 84.11 0.00 0.024 29 0.91 23 0.024 158.24 29.00 0.9752
0.3218413 27.07 2tp 30.70 0 0.00 3.50 1 1 3.50 0.00
20 3.27 3.27 0 2 100.48 3.27 0.03 0.031 0 0.00 23 0.031 161.51 30.00 0.0000 0.
0000000 0.00 2j.( 28.92 0 0.00 3.50 2 1 3.50 3.27
21 2.56 0.00 0 3 97.62 2.56 0.05 0.080 0 0.00 23 0.080 164.07 31.00 0.0000 0.0
000000 0 00 27. 28.02 0 0.00 3.50 3 1 3.50 2.56
22 2.90 0.00 0 4 98.84 2.90 0.04 0.120 0 0.00 23 0.120 166.97 32.00 0.0000 0.0
000000 0.00 27@ 27.51 0 0.00 3.50 4 1 3.50 2.90
23 3.69 0.00 0 5 100.22 3.69 0.04 0.160 0 0.00 23 0.160 170.66 33.00 0.0000 0.
0000000 0.00 2Y. 27.22 0 0.00 3.50 5 1 3.50 3.69
24 4.27 0.00 0 8 100.80 4.27 0.03 0.190 0 0.00 23 0.190 11 74.93 34.00 0.0000
0.0000000 0.00 21 0 27.07 0 0.00 3.50 8 1 3.50 4.27
pln

DOMINION

01/06/96

50

40 -

30 -

20

10

r-7 V-7 r-7
v v v "I

0
0 20 40 60 80 1 n-0
10 30 5 0 70 90 110

TIME-KT
+ CONT'D RESULTS

PM-10 DATA UNCON. POTENTIAL v 180-J RESULTS

DATE 01/07/96
DOWNION CEuno 60.86817 EIR BF. 0. I 900 HFtS 34-00
KT 13&37 EFF ------- > 99.99998
Sb 0.4396943 %EFF/C 0.2006059 FIR SF 0. I ODO FHRS BF HRS
Si 0.3516489 Sp O.OWOOOD EKF BF 174,93 KT BF loallo
Vd- 0.00DO07 PASS-0
-C' EKI*aqC
K KD Cl ECI KT EK/iieq EIR EIR HRS Fr Ti AR IR&dl #CIR EKF FHRS fli SL H
VI E HVT Ka HviC EHvIC #cc r CT
B.F. N/A N/A N/A N/A IDOL80 N/A N/,k",- 0.190 0.190 34 0.52 - 0.19 0.008 174
.93 34.00 0.2227 N/A tVA N. A N/A
1 4.98 4.98 0 1 119.52 4.98 0.021 0.028 0.026 0 0.00 23 0.03 0.0aiD 0.02DO 179
.91 35.00 O.OODO 0 OODOOOD 0.00 37.29 0 0.00 0.00 0 0 0.00 0.00
2 4.62 0.00 0 1 111.24 9.60 0.02 0.040 0.040 0 0.00 23 0.05 0.020 0.0400 184.5
3 38-00 O-OODO 0 OODDOOO 0.00 00 35.81 0 0.00 0.00 0 0 0.00 0.00
3 4.11 0.00 0 2 1 OCk 02 4.11 t -Oa 0.140 0.1 40 0 0.00 2 3 0.14 0.040 0.1200
l8aL64 37-00 O-OODO 0.0000000 0.00 OD 34.50 0 0.00 0.00 I 0 0.00 4.11
4 4.81 0.00 0 3 i 14.72 4." 100.12 0.28D 0.16D 0 0.00 23 0.20 0. 12D 0.2400 MO
38-OD 0.0000 O-OODOOOD 0.00 0.00 32.06 0 0.00 0.00 2 0 0.00 4.31
5 3.02 0.00 0 4 78.92 3.02 O.jj 0.470 0.370 0 0.00 23 0.37 0.240 0.3500 19&47
39.00 O.OODO 0.0000000 0.00 O..00 32.03 0 0.00 0.00 3 0 0.00 3.02
6 6.63 0.00 0 5 147.51 6.63 0.14 0.750 0.530 0 0.00 23 0.63 0.350 0.5100 203,1
0 40.00 O.OODO 0.0000000 0.00 0.60 29.98 0 0.00 0.00 4 0 0.00 8.83
7 7.72 0.00 0 6 187.13 7.72 0.00 0.910 0.580 0 0.00 23 0.58 0.510 O.5aDO M82 4
1.00 O.OODO 0.000000D 0.00 0 0 0.00 0.00 5 0 0.00 7.72
_,00 27.58
a 5.79 0.00 0 7 134.32 5.70 0.04 1.100 0.610 0 0.00 23 0.81 0.560 0.5900 21d6l
42.00 0.0000 0.0000000 0.00 0,00 25A2 0 0.00 0.00 8 0 0.00 5.79
9 8.17 0.00 0 a l4a,10 0.17 0.04 1. 19D 0.650 0 0.00 23 0.65 0.590 0.8300 22Z7
8 43.OD 0.00DO 0.0000000 0.00 23.97 0 0 00 0.00 7 0 0.00 6.17
1 0 8.94 0.00 0 a 151.95 13.11 0.02 1.240 0.670 0 0.00 23 0.07 0.63D 0.6500 22
9.72 44.OD O.OODO O.OODOOOO 0.00 QO 21.91 0 0.00 0.00 0 0 0.00 4.94
i 1 6.58 0.00 0 9 14a83 8.56 'O.05 1.33D 0.720 0 0.00 23 0.72 O.6W 0.70DO 23a2
8 45.00 O.OODO 0.0000000 0 .00 19.90 0 0.00 0.00 I 0 0.00 0.56
1 2 7.16 0.00 0 1 0 154.43 7.18 0.10 1.450 0.820 0 0.00 23 0.82 0.70D 0.8000 2
4a,14 46-OD O.OODO O.OODOOOO 0.00 17.62 0 0.00 0.00 2 0 0.00 7.18
1 a 5.09 0.00 0 1 1 129.58 5.09 0.16 1.65D O.9M 0 0.00 23 0.97 O.BW 0.9500 24&
53 47.00 O.OODO O.OODOOOO 0.00 18.46 0 0.00 0.00 3 0 0.00 5.09
1 4 4.77 0.00 0 1 2 MU 4.77 0.04 1.780 I.DW 0 0.00 23 1.00 O.SW 0.0800 253L30
48-OD 0.00W 0.0000000 0.00 15.14 0 0.00 0.00 4 0 0.00 4."
1 5 4.79 0.00 0 1 2 12a27 9.58 0.00 1.780 1.000 I 0.00 23 1.00 1.000 O.OWO 25&
09 49.00 0.0000 0.0000000 0.00 13.82 0 0.00 0.00 4 0 0.00 0.00
I a 5.68 0.00 0 1 3 134.28 5.68 0.02 1.020 1.020 0 0.00 23 1.02 0.000 0.02DO 2
6a77 50.00 O.OODO O.DODDOOD 0.00 O.OD 7." 0 0.00 0.00 0 0 0.00 5.68
1 7 5.15 0.00 0 1 4 13004 1 5 004 .050 1.050 0 0.00 23 1.05 0.020 0.0500 26a9
2 51.00 O.OODO O.OODODW 0.00 I0.00 4.40 0 0.00 0.00 I 0 0.00 15.15
I a 4.40 0.00 0 1 4 124.79 :@5., @toq 00.050 1.050 1 0.00 23 1.05 1.050 0.0000
273L32 52.00 O.OODO O-OUDOOOD 0.00 10.01) 4.05 0 0.00 0.00 I 0 0.00 O.OD
I 9 0.69 0.00 0 1 4 IM53 16.24 Oq 0.050 1.050 2 0.00 23 1.05 0.525 0.0000 28a
Ol 53-00 O.OODO 0.0000000 0.00 'O.00 3.38 1 0.00 0.00 I 0 0.00 6.89
20 7.49 0.00 0 1 4 14Z53 23.73 !@00 , 0.050 1.050 3 0.00 23 1.05 0.350 0.0000
287.50 54.OD O.OODO O.OODOOOD 0.00 O.Op 2.62 1 0.00 0.00 I 0 O.OD 14.18
2 1 6.60 0.00 0 1 4 IM97 30.33 0.00@ 0.050 1.050 4 0.00 23 1.05 0.263 O.OODO 2
"10 55.00 O.OODO 0.0000000 0.00 O-OD 1.95 I O-OC) 0.00 I 0 O.W 20.78
22 6.51 0.00 0 1 4 13&70 3614 0.00.' 0.050 1.050 5 0.00 23 1.05 0.210 0.0000 3
0OL61 56.00 0.0000 0.0000000 0.00 0.00 1.29 i 0.00 0.00 I 0 0.00 27.2P
2 3 6.33 0.00 0 1 4 13a34 43.17 O.W 0.050 1.050 6 0.00 23 1.05 0.175 0.0000 3O
a94 57.00 O.OODO O.OODOOOO 0.00 0.00 0.64 1 0.00 0.00 I 0 0.00 33.02
2 4 6.36 0.00 0 1 4 IM37 49.53 9.00' 0.050 1.050 7 0.00 23 1.05 0.150 O.OODO 3
13L30 58.00 O.OODO 0.0000001 0.00 0.00 0.00 I 0.00 0.00 I 0 0.00 39.96
1.03i

ug/M3 COAL DUST

tQ (-n
0 0

1

>

>

0
77
(D

0
M M
LQ
c CY)
> C)o
CD

<
CD

00 C)
0
1 -
c- r\j
;;o 0
m
c/) CPJ --
0

c/)

DATE 01108196
DOMINION
KT 187.51 EFF ------- > 82.82047 CE6nc 83.50594 EIR BF. 1.0500 HFtS 58.00
Sb 0.4453412 %EFF/C 0.1619435 FIR BF 1.0500 FHFtS BF - HBS
Si 0.3732211 Sp 0.0000000 EKF BF 313.30 KT BF 138.37
14.34592 PASS-0
K KD Ci ECI KT EK/39q IR EIR HRS Fr Tf FIR E* HIM Ftr SL H\A EHVi HVT
Kc HvIC ERviC #Cc T' CT-C' E)VsoqC
B.F. N/A N/A N/A N/A 138.37 N/A N/A 1.050 58 0.21 - 1.05 313.30 00 0.0788 N/A
N/A N/A
1 6.77 6.77 0 1 162.48 6.77 0.00 1.050 59 0.32 23 1.05 320.07 00 0.1218 0.045
4571 0.31 31 58.51 1 0.02 0.02 1 1 0.00 0.77
2 6.75 6.75 0 i 162.02 13.52 0.00 1.050 60 0.33 23 1.05 326.82 00 0.1250 0.048
6837 54.41 1 0.27 0.27 1 1 0.00 13.52
3 6.89 8.89 0 1 185.10 20.41 0.00 1.050 81 0.33 23 1.05 303.711: 00 0.1283 0.0
4788N 10 8 52.30 1 0.58 0.58 1 1 0.00 20.41
4 6.12 8.12 0 1 148.93 26-53 0.00 1.050 82 0.34 23 1.05 339.83 go 0.1315 0.040
811 1.30 50.46 1 0.83 0.83 1 1 0.00 26.63
5 8.35 8.35 0 1 153.53 32.88 0.00 1.050 63 0.35 23 1.05 346 18 00 0.1348 0.050
2943 1.85 48.58 1 1.13 1.13 1 1 0.00 32-88
a 5.73 5.73 0 1 141.75 38.81 0.00 1.050 64 0.35 23 1.05 351:91 PO 0.1380 0.051
4935 1.99 48.91 1 1.42 1.42 1 1 0.00 38.81
7 5.78 5.78 0 1 142.85 44.39 0.00 1.050 85 0.38 23 11.05 357.69 .00 0.1412 0.0
528995 2.34 45.28 1 1.73 1.73 1 1 0.00 44.32
8 5.90 5.90 0 1 144.69 50.29 0.00 1.050 6a 0.38 23 1.05 363.59 .00 0.1445 0.05
39150 2.71 43.60 0 0.00 1.73 1 1 1.73 0.00
9 5.33 5.33 0 1 135.57 55.62 0.00 1.050 87 0.37 23 1.05 368.92 QO 0.1477 0.055
1180 3.07 97 42.13 0 0.00 11.73 I 1 1.73 0.00
10 5.43 5.43 0 1 137.07 61.05 0.00 1.050 68 0.37 23 1.05 374.35 .00 0.1509 0.0
563255 3.44 40.68 0 0.00 1.73 1 1 1.73 0.00
I 1 5.22 5.22 0 1 134.13 68.27 0.00 1.050 69 0.38 23 1.05 379.57 ' 3.81 39.28
0 0.00 1.73 1 1 1.73 0.00
.69.00 0.1542 0.0575323
12 6.35 8.35 0 1 148.82 72-62 0.00 1.050 70 0.39 23 1.05 385.92 j0.Q0 0.1575 0
.0587876 4.27 37.62 0 0.00 1.73 1 1 1.73 0.00
13 7.14 7.14 0 1 158.30 79.78 0.00 1.050 71 0.39 23 1.05 393.06 71.00 0.1610 0
.0800819 4 79 T
,# 35.79 0 0.00 1.73 1 1 1.73 0.00
14 7.62 7.62 0 1 163.58 87.38 0.00 1.050 72 0.40 23 1.05 400.68 72.00 0.1645 0
.0614051 5.37 0
33.8a 0 0.00 1.73 1 1 1.73 0.00
15 9.40 9.40 0 1 181.38 98.78 0.00 11.050 73 0.40 23 1.05 410.08 13.00 0.`1683
0.0628i37 :.08 31.58 0 0.00 1.73 i i 11.73 0.00
16 10.02 10.02 0 1 188.98 108.80 0.00 1.050 74 0.41 23 1.05 420.10 14.00 0.172
2 0.0642838 .88 1 29.22 0 0.00 1.73 II 1 1.73 0.00
17 10.45 10.45 0 1 II 90.40 117.25 0.00 1.050 75 0.41 23 1.05 430.55 75.00 0.1
762 0.0657494 7.71 28.85 0 0.00 1.73 1 1 1.73 0.00
1 8 14.69 14.69 0 1 220.08 131.94 0.00 1.050 78 0.42 23 1.05 445.24 78-00 0.18
07 0.0674444 8.90 23.67 0 0.00 1.73 1 1 1.73 0.00
I 9 14.11 14.11 0 1 218.60 148-05 0.00 1.050 77 0.42 23 1.05 459.35 )7.00 0.18
53 O.OW1400 10.10 ICLIO 20.84 0 0.00 1.73 1 1 1.73 0.00
20 9.61 9.81 0 1 19-4.10 155.66 0.00 1.050 78 0.43 23 i.05 468.96 78.00 0.1893
0.0706485 11.00 Il.00 19.09 0 0.00 1.73 1 1 1.73 0.00
2 1 6.05 8,05 0 1 179.88 161.71 0.00 1.050 79 0.43 23 1.05 475.01 70.00 0.1929
0.0720004 11.64 11.04 18-12 0 0.00 1.73 1 1 1.73 0.00
22 7.06 7.06 0 1 182.89 168.77 0.00 1.050 80 0.43 23 1.05 482.07 8U.00 0.1967
0.0734114 12.39 IZOR 17.02 0 0.00 1.73 1 1 1.73 0.00
23 8.69 8.69 0 1 186.15 177.46 0.00 1.050 8 11 0.44 23 1.05 490.76 $1.00 0.200
7 0.0749t65 13.29 13.29 15.73 1 0.15 1.88 I 1 1,73 8.69
24 10.05 10.05 0 1 187.51 187.51 0.00 1.050 82 0.44 23 1.05 500.81 82.00 0.205
0 0.0765075 14.35 14.f 14.35 1 0.78 2.51 1 1 1.73 18.74
pint, I

DOMINON TERMINAL

01/08/96

90

80

70

60

50

40

30

2 0

i 0

0
40 80 120 160 2- 0 0
2 0 60 100 140 180

TIME-KT

+ CONT'D RESULTS

PM-10 DATA A UNCON. POTENTIAL V 180-J RESULTS

DATE 01/09/96
DOMiNION
KT 184.29 EFF ------- > 76.97260 CEuno 72.80897 EIR BF. 1.0500 HFtS 82.00
Sb 0.4431735 %EFF/C 0.1791840 FIRBF 1.0500 FHFIS BF - HFiS
Si 0.3637639 Sp 0.0000000 EKF SF 5W. 81 KT BF 187.51
18.78&)O PASS-0
K KD Cl ECi KT EK]soq IR EIR HRS Fr Ti FIR EKF FVRS Ftr SL m E HVT Kc H
viC EHviC #Cc T' CT-C' EK/a*qC
B.F. N/A N/A N/A N/A 187.51 N/A N/A 1.050 82 0.44 - 1.05 500.81 SZOO 0.2050 N
/A N/A N/A
1 9.15 9.15 0 1 219.60 9.15 0.00 1.050 83 0.40 23 1.05 5091.98 @J;00 0.1867 0
.0679171 0.82 48-53 0 0.00 0.00 0 0 0.00 O.OD
2 8.63 8.63 0 1 207.64 17.78 0.00 1.050 84 0.40 23 1.05 518.59 0 .23 44-21 0 0
.00 0.00 0 0 0.00 0.00
.4.00 0.1907 0.0693592 1
3 8.01 8.01 0 1 194.00 25.79 0.00 1.050 85 0.41 23 1.05 528.60 4
.4(0 OAM 0.0707885 1.83 42.11 1 0.10 0.18 0 0 0.00 8.01
4 6.81 6.81 0 1 168.80 32.60 0.00 1.050 86 0.41 23 1.05 533.41 6 '.'00 5 40.38
1 0.00 14.82
.0 0.1984 0.0721682 2.35 0.78 0.78 0 0
5 5.00 5.00 0 1 i 32.60 37.60 0.00 1.050 87 0.42 23 1.05 538.41 q?,PO 0.2020 0
.0734M 2.78 2 1,20 1.26 0 0 0.00 19.82
,78 39.12 1
6 5.05 5.05 0 1 133.55 42.65 0.00 1.050 88 0.42 23 1.05 543.48 4a.00 0.2056 0.
0747818 3.19 1 9 37.89 1 1.78 1.76 0 0 0.00 24.87
7 3.99 3.99 0 1 114.47 48.84 0.00 1.050 89 0.42 23 1.05 547.45 89.00 0.2091 0.
0780458 3.55 3.55 36.95 1 2.18 2.18 0 0 0.00 28.88
8 5.78 5.78 0 1 144.58 52.40 0.00 1.050 90 0.43 23 1.05 553.2i 90.00 0.2128 0,
0774104 4.08 06 35.59 1 2.78 2.78 0 0 0.00 34.62
9 7.08 7.08 0 1 165.68 59.48 0.00 1.050 9 1 0.43 23 1.05 580.29 0.00 41.70
.1.00 0.2188 0.0788575 4.69 33.96 1 3.54 3.54 0 0
1 0 8.78 8.78 0 1 191.18 68.20 0.00 1.050 92 0.44 23 1.05 569.07 400 0.2211 0.
0804126 5.49 31.99 1 4.50 4.50 0 0 0.00 50.48
1 1 8.88 8.68 0 1 189.78 78.94 0.00 1.050 93 0.44 23 1.05 577.75 93.00 0.2254
0.0819787 8.31 30.12 1 5.49 5.49 0 0 0.00 52.18
1 2 10.66 10.86 0 1 215.52 87.60 0.00 1.050 04 0.44 23 1.05 588.41 94.00 0.23
00 0.0830768 7.33 7,0 27.91 1 8.74 8.74 0 0 0.00 ag.82
1 3 9.22 9.22 0 1 198.24 96.82 0.00 1.050 95 0.45 23 1.05 597.63 95,00 0.2345
0.0853103 8.28 0.20 20.10 1 7.86 7.8a 0 0 0.00 79.04
1 4 6.60 8.60 0 1 169-42 103.42 0.00 1.050 98 0.45 23 1.05 80-4-23 ",00 0.2388
0.0888032 8.98 0.98 24.89 1 8.73 8.73 0 0 0.00 85.54
1 5 8.65 8.65 0 1 189.92 112.07 0.00 1.050 97 0.46 23 1.05 812.88 97,00 0.2431
0.0884348 9.91 9.91 23.36 1 9.88 9.88 0 0 0.00 94.29
i 6 7.92 7.92 0 i 183.35 1 119.99 0.00 1.050 98 0.46 23 1.05 820.80 04.00 0.24
75 0.0900375 10.80 10-80 22-05 1 10-94 10-94 0 0 0.00 10221
17 5.14 5.14 0 1 161.11 125.13 0.00 1.050 99 0,46 23 1.05 625.94 $0:00 0.2515
0.0914777 11.45 11.45 21.29 1 11.71 11.71 0 0 0.00 107.35
ia 5.63 5.83 0 1 164.54 130.78 0.00 1.050 100 0.47 23 1.05 631.57 190.00 0.255
5 0.0929591 12.18 1Zi 8 20.49 1 12.57 12.57 0 0 0.00 112.9a
19 8.30 6.00 0 1 166.76 136.76 0.00 1.050 101 0.47 23 1.05 637.57 191.00 0.259
7 0.0944754 12.92 IZ92 19-68 i 0.49 13.49 0 0 0.00 118.98
20 8.05 8.05 0 1 177.01 144.81 0.00 1.050 102 0.47 23 1.05 845.62 i(100 0.2643
0.0961414 13.92 13.92 18.82 1 14.71 14.71 0 0 0.00 127.03
21 7.48 7.48 0 1 174.73 152-29 0.00 1.050 103 0.48 23 1.05 653. i 0 lbiOO 0.26
88 0.0977845 114.89 14.89 17.74 1 15.88 15.88 0 0 0.00 II 34.51
22 6.05 6.05 0 1 170.44 158.34 0.00 1.050 104 0,48 23 1.05 659.15 W4.00 0.0993
428 15.73 15.73 17.12 11 10.90 I fl. 90 0 0 0.00 140.58
23 3.28 3.28 0 1 164.90 161-62 0.00 1.050 105 0.48 23 1.05 662.43 iO5.00 0.100
7164 18.28 10.2a moo j 17.55 17.55 0 0 0.00 143.64
24 2.67 2.67 0 1 164.29 164.29 0.00 1.050 106 0.49 23 1.05 665.10 tp
.t.00 0.1020513 18.77 10.77 18.77 1 18.13 18.13 0 0 0.00 148.51
pink,*

DOMINION TERMINAL'

01/09/96

80

70

60

50

40

30

20

10

0
4
0 iiF2Fo 0 6'0 1 8'0 1 1@0 1 120 1 1@0 1 160 1
10 30 50 70 90 110 130 150 170

TIME-KT

CONT'D RESULTS PM-10 DATA A UNCON. POTENTIAL V 180-J RESULTS

DATE 01/10196

DOMINION

KT 107.41 EFF ------- >  78-29290 CEunc  46.60555 EIR BF. 1.0500 HRS  106.00

Sb  0.4339032  %EFF/C 0.2295750 FIRBF 1. 05W FHFtS BF - HRS

Si  0.3342899 Sp 0.0000000 EKF BF 665. 1 0 KT BF  164.29

10.11670 PASS-O

K  KD Cl ECI KT EK13eq  IR  EIR HFJS.  Fr Tf  FIR EW FHRS Ftr SL HVI  EW HVT
Kc HviC EMiC #cc r  CT-C'  EK/soqC

B.F. N/A N/A N/A N/A I 64-29  N/A N/A 1.050 iOOI 0.49 - 1.05 W5.10 106.'00 0.2
805 N/A N/A N/A 14, -,, tVA

1 @Ji 3.79 0 1 90.96  3.79 0.00 1.050 10 0.34 23 1.05 668.89 107.QO 0.1951 0.0
652247 0.25 A25 20.80 1 0.00 0.00 I I 0.00 3.79

2 4.47 4.47 0 1 106.60  8.26 0.00 1.050 1 05 0.34 23 1.05 873.36 0,90 0.1986 0
.0663879 0.55 A5$ 25.81 0 0.00 0.00 I I 0.00 0.00

3.55 3.55 0 1 88.38 11.81 0.00 1.050 Cd- 0.34 23 1.05; 676-91 10G.P0 0.2020 0.
0675153 0.00 CkO
3 Q 25-03 0 0.00 0 00 I I 0.00 0.00

4 2.53 2.53 0 1 64-94 14.34 0.00 I050 l'O' 0.35 23 1.05 679.44 10,00 0.2052 0.
0885994 0.98 24.49 0 0.00 0.00 I I 0.00 0.00

5 2.43 2.43 0 1 62-94 16.77 0.00 I050 1I' 0.35 23 1.05 681.87 i J,-00 0.2085 0
.069883.3 1.17 23.99 0 0.00 0.00 I I 0.00 0.00

a 2.32 2.32 0 1 60.85 10.09 0.00 I050 1 1 0.35 23 1.05 884.19 IiOO 0.2117 0.07
07663 i.35 23.5i 0 0.00 0.00 I I 0.00 0.00

7 2.09 2.09 0 1 56.71 211.18 0.00 1.050 1 1 0.38 23 1.05 686.28 1;@00 0.2149 0
.0718418 1.52 23.09 0 0.00 0.00 i I 0.00 0.00

8 2.87 0 1 66.57 23.85 0.00 1.050 114 0.38 23 1.05 688.95 14'.(0 0.2182 0.0729
5ig 1.74 22.56 0 0.00 0.00 I I 0.00 0.00

9 '2.88 2,68 0 1 66.73 28.53 0.00 1.050 j15 0.38 23 1.05 6911.63 15,00 0.2218
0.0740675 1.97 22.03 0 0.00 0.00 I I 0.00 0.00

I 0 :2.52 2.52 0 1 64-33 29.05 0.00 1.050 110 0.37 23 1.05 ISG4.115 I 0100 0.2
249 0.0751795 2.18 21.55 0 0.00 0.00 I I 0.00 0.00

I 1 .3.14 3.14 0 1 73.01 32.19 0.00 1.050 1 7 0.37 23 1.05 697.29 )17.60 0.228
3 0.0763W7 2.48 20.96 0 0.00 0.00 I I 0.00 0.00

1 2 12.84 2.84 0 1 69. I 1 35.03 0.00 1.050 1 8 0.37 23 1.05 700.13 15.P0 0.23
17 0.0774710 2.71 20.44 0 0.00 0.00 I I 0.00 0.00

1 3 :3.24 3.24 0 1 73.91 38.27 0.00 1.050 '110 0.38 23 1.05 703.37 19.00 0.235
2 0.0788M 3.01 19.85 0 0.00 0.00 I I 0.00 0.00

1 4 4.70 4.70 0 1 89-97 42.97 0.00 1.050 1120 0.38 23 1.05 708.07 20.00 0.2390
 0.0798NO 3.43 19.01 0 0.00 0.00 I I 0.00 0.00

7.80 7.60 0 3 1.05 7 i 5.87 2i.00 4.11
1 5 1 118-97 50.57 0.00 1.050 1121 0.38 2 1 0.2433 0.0813404  .1 17.68 0 0.00
0.00 I I 0.00 0.00

I 6 i-8.52 8.52 0 1 127-25 59.09 0.00 1.050 22 0.38 23 .05 724.19 122.00 0.247

8 0.0828513 4.90 16.25 0 0.00 0.00 i i 0.00 0.00

1 7 5.20 5.20 0 1 1 00. 89 84.29 0.00 1.050 121 0.39 23 1.05 729.39 123.00 0.2
518 0.0841758 5.41 ;,4 115.45 0 0.00 0.00 I I 0.00 0.00

1 8 4.74 4.74 0 1 97-47 69.03 0.00 1.050 24 0.39 23 1.05 734.13 IN.00 0.2557 0
.0854813 5.90 14.75 0 0.00 0.00 I I 0.00 0.00

I 9 f 4.78 4.76 0 1 97.59 73.79 0.00 1.050 25 0.39 23 11,05 738.89 125.00 0.25
96 0.0867978 8.40 %L40 14.00 0 0.00 0.00 I I 0.00 0.00

20 7.15 7.15 0 1 109-54 80.94 0.00 1.050 126 040 23 1.05 746.04 1?0.00 0.2041
0.0882764 7.15 7 15 13 10 0 0.00 0.00 I 1 0.00 0.00

21 6.91 8.91 0 1 108.513 87.85 0.00 I.050 1127 &40 23 1.05 752.95 127.00 0.288
5 0.0897537 7.88 NO 112'22 0 0.00 0.00 I I 0 ,00 0 ,00
I

6.88 0 1 108.49 94.73 0.00 1.050 128 0.40 23 1.05 759.83 128.00 0.2729 0.09124
28 8.64 i04 1

22 6.88 II 11.41 0 0.00 0.00 0 ,00 0.00

23 8.62 6.62 0 1 107.97 101.35 0.00 050 '129 0.41 23 1.05 766.45 129.00 0.2774
 0.092727a 9.40 9.40 10.70 0 0.00 0.00 I I 0.00 0.00

I - i
24 6.08 6.06 0 1 107.41 107.41 0.00 1.050 130 0.41 23 11.05 772.5i I V.00 0.28
18 0,0941878  10.12  11112 10-12 0 0.00 0.00 I I 0.00 0.00

 pirk.-

DOMINION TERMINAL

01/10/96

50

40

30

0
C)

rq 20

CYI

10

0 WI w iv WI
v v v vv v v v v v v
v v v 11 v

0 10 20 30 40 50 60 70 80 90 100 110

TIME-KT

PM-10 DATA UNCON. POTENTIAL V 1 80-J RESULTS
CONT'D RESULTS

DATE 01/11/98
DOMINION
KT 59.23 EFF ------- > 85-51952 CEunc 24.41003 EIR BF. 1.0500 HFtS 130.00
Sb 0.4121228 %EFF/C 0.2831968 FIR BF 1.0500 FHFtS BF - HRS
Si 0.2954109 Sp O.OOOOOW EKF BF 772.51 KT BF 107.41
3.534887 PASS-0
K KD Ci ECi KT EK/seq IR EIR HFtS Fr Tt FIR EW FtiM Ffr SL H%A EW HVr K
c HviC EHvIC #Cc T' CT-C' EYIgoqC
B.F. N/A ,,. N/A N/A N/A 107.41 N/A N/A 1.050 130 0.41 - 1.05 77411 136.00 0
.2818 N/A N/A N/A N/A
1 fl.@13 6.33 0 1 151.92 8.33 0.00 1.050 131 0.20 23 1.05 778,84 131,QO 0.138
8 0.0410145 0.28 11.34 0 0.00 0.00 0 0 0.00 0.00
2 5.55 5.55 0 1 133.98 11.88 0.00 1.050 132 0.20 23 1.05 764,'hg 13ZQO O.i4i7
0.0418645 0.50 10.31 0 0.00 0.00 0 0 0.00 0.00
3 4.33 4.33 0 1 107.14 16.21 0.00 1.050 133 0.20 23 1.05 788 72, 133'00 0.1445
0.0426862 0.69 9.54 0 0.00 0.00 0 0 0.00 0.00
L .
4 1412 4.12 0 1 102.73 20.33 0.00 1.050 134 0.21 23 1.05 7W84 134'.00 0.1473 0
.0435094 0.88 8.82 0 0.00 0.00 0 0 0.00 0.00
5 Z70 2.70 0 1 74.33 23.03 0.00 1.050 135 0.21 23 1.05 793.54 135.00 0.1499 0.
0442948 1 -02 8.37 0 0.00 0.00 0 0 0.00 0.00
6 Z04 2.04 0 1 61.79 25.07 0.00 1.050 136 0.21 23 1.05 70,58 lW.'d0 0.1525 0.0
450647 1,1 3 8.03 0 0.00 0.00 0 0 0.00 0.00
7 11.90 1.90 0 1 59.27 28.97 0.00 1.050 137 0.21 23 1.05 7".48 147l,Q0 0. i 55
2 0.0-458352 1.24 7.73 0 0.00 0.01) 0 0 0.00 0.00
8 Zll 2.11 0 1 62.84 29.08 0.00 1.050 138 0.22 23 1.05 001'59 138.00 0.1578 0.
0466177 1.36 .4 0.00 0.00 0 0 0.00 O-DO

9 237 2.37 0 1 87.00 31.45 0.00 1.050 139 0.22 23 1.05 80&98 109.00 0.1805 0.0
474144 1 -49 0.00 0.00 0 0 0.00 0.00
I 0 2-43 2.43 0 1 67.90 33.88 0.00 1.050 140 0.22 23 1.05 aM .39 140.00 0.163
2 0.0482188 1.63 8.68 0 0.00 0.00 0 0 0.00 0.00
I 1 I'l.42 1.42 0 1 53.78 35.30 0.00 1.050 141 0.22 23 1.05 807 a I I41,00 0.1
658 0.0-489928 1.73 6.48 0 0.00 0.00 0 0 0.00 O.OD
1 2 1.78 1.76 0 1 58.18 37.08 0.00 1.050 142 0.23 23 1.05 809.57 142.00 0.1885
0.0497832 1. 84 6.21 1 0.00 0.00 0 0 0.00 1.76
13 @O.94 0.94 0 1 48.34 38.00 0.00 1.050 143 0.23 23 1.05 810.51 143.00 0.1711
0.0505481 1.92 8.10 I 0.00 0.00 0 0 0.00 270
14 li 1.10 1.10 0 1 50.10 39.10 0.00 1.050 144 0.23 23 1.05 811,61 144.00 0.17
37 0.0513220 2.01 5.96 0 0.00 0.00 0 0 0.00 0.00
15 1.35 1.35 0 1 52.60 40.45 0.00 1.050 145 0.23 23 1.05 412.98 i45.00 0.1784
0.0521105 2.11 5.78 0 0.00 0.00 0 0 0.00 0.00
18 0.73 0.73 0 1 47.02 41.18 0.00 1.050 148 0.24 23 1.05 813.69 U6.00 0.1790 0
.0528784 2.18 1,18 5.70 0 0.00 0.00 0 0 0.00 0.00
1 7 1.50 1.50 0 1 53.18 42.68 0.00 1.050 147 0.24 23 1.05 8 5.19 147.00 0.1817
0.0538800 2.29 ;L29 5.51 0 0.00 0.00 0 0 0.00 0.00
@111.39 1.39 0 1
18 1 52.41 44.07 0.00 1.050 148 0.24 23 1.05 816.58 148.00 0.1844 0.0544815 2.
40 X40 5.34 0 0.00 0.00 0 0 0.00 0.00
19 @,11.84 1.84 0 1 55.11 45.91 0.00 1.050 149 0.24 23 1.05 818.42 @549.00 0.1
872 0.0553055 2.54 254 5.11 0 0.00 0.00 0 0 0.00 0.00
20 2.50 2.50 0 1 58.41 48.41 0.00 1.050 150 0.24 23 1.05 820.92 ' t72 4.80 0 0
.00 0.00 0 0 0.00 0-0D
.150.00 0.1901 0.0561815 2.72
21 Z28 2.26 0 1 57.45 50.67 0.00 1.050 151 0.25 23 1.05 823.18 J511.00 0.1930
0.0570130 2.89 89 4.52 0 0 00 0 00 0 0 0.00 0.00
22 Z64 2.64 0 1 58.59 53.31 0.00 1.050 152 0.25 23 1.05 825.82 '152.00 0.1960
0.0578859 3.09 tOg 4.21 0 0,00 O'
.00 0 0 0 00 0.00
23 3.91 3.91 0 1 81.13 57.22 0.00 1.050 153 0.25 23 1.05 829.73 i 53. 00 0.058
8200 3.37 @37 3.74 0 0.00 0.00 0 0 0.00 0.00
24 2.01 2.01 0 1 59.23 59.23 0.00 1.050 154 0.25 23 1.05 831.74 1154.0099=6 0.
0508773 3.53 0.53 3.53 0 0.00 0.00 0 0 0.00 0.00
pil

ug/M3 COAL DUST

0

N) Nj NJ
0 tQ 4@-m co 0 @o -4
m
Ln
c

0

C

<
0

>
C) <

d o

>

OD

m
L(

DATE 01/12/96
DOMINION
KT 122-5B EFF ------- > 99.05690 CEunc 53.59405 EIR BF. 1.0500 HFtS 154.00
Sb 0.4372169 %EFF/C 0.2148922 FIRSF 1. 0500 FHRS BF - HRS
Si 0.3432624 Sp 0.0000000 EKF 13F 831.74 KT SF 59.23
PASS-0
K KD Ci ECi KT EK/seq IR EIR 0, HRS Fr Tf FIR EW FHRS Ffr SL HVI EHVI HVT
Kc HviC EHvIC #Cc T' CT-C' EKI@oqC
B.F. N/A N/A N/A NIA 59.23 N/A NI I.Q50 154 0.25 - 1.05 B31.74 154.00 0.2020
N/A N/A N/A N/A
1 4.40 4.40 0 1 105.60 4.40 ll,'Q@0 155 0.52 23 1.05 838.14 155.00 0.2020 0.06
93440 0.31 31.99 0 0.00 0.00 0 0 0.00 0.00
2 4.5i 4.51 0 2 108.13 4.51 01 0?017 156 0.52 23 0.02 840.65 156.00 0.2020 0,0
444igO 0.20 19.92 0 0.00 0.00 0 0 0.00 0.00
3 5.91 5.91 0 3 138.93 5.91 0.937 0 0.00 23 0.04 :848.58 157.00 0.0000 0.0000D
00 0 00 lZ24 0 0.00 0.00 0 0 0.00 0.00
4 5.99 0.00 0 4 140.8i 5.99 0.1117 0 0.00 23 0.12 852.55 158.00 0.0000 0.00000
00 0.00 5 7.58 0 0.00 0.00 I 0 0.00 5.99
5 6.07 0.00 0 5 142.21 6.07 0,277 0 0.00 23 0.28 858.62 159.00 0.0000 0.000000
0 0.00 Q,o 4.75 0 0.00 0.00 2 0 0.00 6.07
a 7.68 0.00 0 a 172-80 7.68 0.491 0 0.00 23 0.50 868.30 160.00 0.0000 0.000000
0 0 00 5 3.00 0 0.00 0.00 3 0 0.00 7.68
7 8.21 0.00 0 7 182.34 8.21 0,787 0 0.00 23 0.79 B74.51 161.00 O.OODO 0.000000
0 0.00 1.95 0 0.00 0.00 4 0 0.00 8.21
a 5.71 0.00 0 7 139.84 13.92 0:787 1 0.00 23 0.79 BBO.22 162.00 0.00DO 0.00000
00 0.00 1.85 0 0.00 0.00 4 0 0.00 0.00
9 2.54 0.00 0 7 89.12 la.48 0.78i 2 0.00 23 0.79 682.76 183.00 0.0000 0.0000D0
0 0.00 1.81 0 0.00 0.00 4 0 0.00 0.00
I 0 5.39 0.00 0 7 131.87 21.85 0.48? 3 0.00 23 0.79 888.15 164.00 0.0000 0.000
0000 0.00 1.71 0 0.00 0.00 4 0 0.00 0.00
ill 4.77 0.00 0 7 123.19 26.62 OQ 0,7a7 4 0.00 23 0.79 892.92 165.00 0.0000 0.
0000000 0.00 10. 1.63 0 0.00 0.00 4 0 0.00 0.00
1 2 4.03 0.00 0 7 113.57 30.65 00 0:1187 5 0.00 23 0.79 898.95 186.00 0.0000 a
0000000 0.00 !0.1 1.58 1 0.00 0.00 4 0 0.00 4.03
1 3 5.95 0.00 0 7 136.81 38.60 00 0.7ei 6 0.00 23 0.79 902.90 167.00 0.0000 0.
0000000 0.4 1.45 1 0.00 0.00 4 0 0.00 9.98
6.29 0.00 0 7 140.35 42.89 od 0.787 7 0.00 23 0.79 QW.19 168.00 0.0000 0.00000
00 0:0000 1.33 0
14 o 0.0 0.00 0.00 4 0 0.00 0.00
1 5 5.69 0.00 0 7 134.35 48.5B 6.Cd 0,787 8 0.00 23 0.79 914.88 169.00 0.0000
0.00=W 0.00 0.51 1.23 0 0.00 0.00 4 0 0.00 0.00
I 8 5.30 0.00 0 7 130.84 53.B8 13. 0.187 9 0.00 23 0.79 M.118 170.00 0.0000 0.
0000000 0.00 P.5i 1.13 0 0.00 0.00 4 0 0.00 0.00
1 7 5.30 0.00 0 7 130.84 59.18 b.00 0.487 1 0 0.00 23 0.79 925.48 171.00 O.OOD
O 0.0000000 0.00 aol 1.03 0 0.00 0.00 4 0 0.00 0.00
I a 5.71 0.00 0 7 133.71 64.89 P.00 0.787 1 t 0.00 23 0.79 931.19 172.00 0.000
0 0.0000000 0.00 0.01 0.93 0 0.00 0.00 4 0 0.00 0.00
I 9 5.58 0.00 0 7 132.93 70.47 iO.OQ 0,187 1 2 0.00 23 0.79 .1,36.77 173.00 0.
0000 0.0000000 0.00 0.51 0.82 0 0.00 0.00 4 0 0.00 0.00
20 4.83 0.00 0 7 129.18 75.30 ;O.OQ 0.787 1 3 0.00 23 0.79 941.60 174.00 0.000
0 O.OODWOO 0.00 0.51 0.74 0 0.00 0.00 4 0 0.00 0.00
2 1 3.32 0.00 0 7 123.14 78.62 WOO O."787 1 4 0.00 23 0.79 944.92 175.00 0.000
0 0.0000000 0.00 0.41 0.68 0 0.00 0.00 4 0 0.00 0.00
22 3.23 0.00 0 7 122.87 81.85 '10,00 0.787 1 5 0.01 23 0.70 948.15 178.00 0.00
00 0.0000000 0.00 0. l 0.62 0 0.00 0.00 4 0 0.00 0.00
23 3.17 0.00 0 7 122.75 85.02 -0.0Q 0.757 1 8 0.01 23 0.79 951.32 177.00 0.000
0 0.0000000 0.00 io.41 0.58 0 0.00 0.00 4 0 0.00 0.00
24 3.00 0.00 0 7 122.58 8B.02 0 757 1 7 0.01 23 0.79 954.32 178.OD 0.0000 O.OO
OODOO 0.00 0.51 0 0.00 0.00 4 0 0.00 0.00

ug/M3 COAL DUST

0 0
cf)

cf)

CF)

CF) FTI

C) 00
z

C) LC)
---i
rri
z

<

OD

rri
U)