A

COMMONWEALTH OF VIRGINIA
DEPARTMENT OF AIR POLLUTION CONTROL
SOURCE INSPECTION REPORT FORM

I. GENERAL INFORMATION

SOURCE NAME Dominion Terminal REGISTRATION NO. 60997

LOCATION Terminal Ave NPN INSPECTION DATE 021695

COUNTY NO. 700 PLANT ID 00074 SOURCE TYPE Coal Terminal

SOURCE CLASS (CIRCLE ALL APPLICABLE CLASSES) A1 (A2) B NSPS PSD NESHAP TOXIC

SOURCE CONTACT Frank Falcon WEATHER CONDITIONS Fair/Cool

TYPE OF INSPECTION

☑ SCHEDULED INSPECTION ☐ PERMIT COMPLETION

☐ FOLLOW-UP INSPECTION ☐ COMPLAINT INVESTIGATION

☐ OTHER (EXPLAIN) _____ ANNOUNCED INSPECTION (CIRCLE ONE) YES (NO)

INSPECTION LEVEL PERFORMED (CIRCLE ONE) 0 1 (2) 3 4 COMPLIANCE CODE 3

VEE PERFORMED (CIRCLE ONE) YES NO INDICATES COMPLIANCE (CIRCLE ONE) YES NO

OPERATING RATE Dumping & Stockpiling - 85%

INSPECTOR J.E. Stewart STAFF CODE 739

CODING INFORMATION FOR COMPLIANCE STATUS

0 - UNKNOWN
1 - IN VIOLATION - NO SCHEDULE
2 - IN COMPLIANCE BY SOURCE TEST
3 - IN COMPLIANCE BY INSPECTION
4 - IN COMPLIANCE BY CERTIFICATION
5 - IN VIOLATION, MEETING SCHEDULE
6 - IN VIOLATION, NOT MEETING SCHEDULE
7 - IN VIOLATION, UNKNOWN WITH RESPECT TO SCHEDULE
8 - NO APPLICABLE STATE REGULATIONS
9 - IN COMPLIANCE, CLOSED

II. INSPECTION SUMMARY

Were actual or potential compliance problems identified during this inspection? YES ____ NO ✓ (If yes explain in comments section.)

Complaints: Are compliance problems indicated? YES ____ NO ✓ (If yes, explain in the comment section.)

Does source experience excessive malfunctions? YES ____ NO ✓ If yes, describe: _____

Has any enforcement action been initiated during the past two years? YES ____ NO ✓

Is inspection needed due to on-going or recently completed enforcement? YES ____ NO ✓

II. INSPECTION SUMMARY (CONTINUED)

Is there an on-going compliance problem? YES ____ NO ✓ If yes, describe:

Are there compliance problems involving more than one control or process system?
YES ____ NO ____ N/A

Are all compliance problems indicated above minor? YES ____ NO ____ N/A

If yes, are all compliance problems identified above now resolved?
YES ____ NO ____ N/A

Is a follow-up inspection needed? YES ____ NO ✓

Rate control equipment/process vulnerability to upset:
Very High ____ High ____ Average ✓ Low ____

Rate O & M practices at the site:
Very High ____ High ✓ Average ____ Low ____

Rank the source from 1 (lowest priority) to 4 (highest priority) for an inspection next year based on your overall evaluation of the source: 3

III. INSPECTION COMMENTS: Source was dumping coal from railcars. No visual emission. No visual dust at or in dumper. Transfer to pile was without visual emissions. Reclaiming to ship was observed without sign of visual emissions. Control methodology was checked for operating parameters by obtaining four sample days, the 14, 15, 16 and 17, and running the data through the computer spreadsheet. Initially it appeared that data for freeze was not being carried over to the next day, in that the

ADDITIONAL COMMENTS? YES ✓ (See Page(s) ____) NO ____

INSPECTOR'S SIGNATURE [signature] DATE: 03/14/95

SUPERVISOR'S COMMENTS:

SUPERVISOR'S SIGNATURE ____ DATE: __/__/__

III. INSPECTION COMMENTS (CONTINUED)

SOURCE NAME: Dominion Terminal REGISTRATION NO 66997

LOCATION: Terminal Blvd NPN INSPECTION DATE 02/16/95

COMMENTS (CONTINUED): 24th hour was not being printed out. This proved to be invalid. Data was being carried forward and the only problem is that at hour 24 the amount of activity needs to be stepped in proper sequence with printing the last of the activity. This problem was random in the past but became more common when system shifted to Windows. Will be corrected in next feature.

Source is in compliance with their permit conditions.

Enclosed data runs for 3/6-7-8/95 for verification and others.

INSPECTOR'S SIGNATURE [signature] DATE: 03/14/95

SUPERVISOR'S SIGNATURE [signature] DATE: 3/14/95

' * DATE 03/07/95

DOMINON

KT 133.75 EFF.------> 97.31282

Sb 0.4391763

Sl 0.3492836

CEunc 58.73983 EIR BF. 0.11 HRS BF 12.00

%EFF/C 0.2046847 FIR BF 0.11 FHRS BF = HRS

Sp 0.0000000 EKF BF 0.00 KT BF 51.45

	K	KD	Ci	ECi	KT	EK/seq	IR	EIR	HRS	Fr	Tf	FIR	EKF	FHRS	Ffr	SL	HVi	EHVi	HVT	Kc	HviC	PASS-O EHviC	#Cc	T'	CT-C'	EK/seqC
B.F.	N/A	N/A	N/A	N/A	51.45	N/A	N/A	0.110	12	0.12	–	0.11	0.00	12.00	0.1196	N/A	N/A	N/A	N/A							
1	3.70	3.24	0	1	88.80	3.70	0.01	0.019	13	0.88	40	0.02	0.00	13.00	0.8769	0.3062836	1.13	1.13	37.11	0	0.00	0.00	0	0	0.00	0.00
2	3.28	0.00	0	2	79.14	3.28	0.07	0.088	0	0.00	40	0.09	0.00	0.00	0.0000	0.0000000	0.00	1.13	23.44	0	0.00	0.00	1	0	0.00	3.28
3	4.33	0.00	0	2	102.24	7.61	0.02	0.101	0	0.00	40	0.10	0.00	0.00	0.0000	0.0000000	0.00	1.13	22.80	0	0.00	0.00	0	0	0.00	4.33
4	4.51	0.00	1	3	106.02	4.51	0.01	0.190	0	0.00	40	0.19	0.00	0.00	0.0000	0.0000000	0.00	1.13	14.43	0	0.00	0.00	1	0	0.00	4.51
5	3.44	0.00	0	3	84.62	7.95	0.00	0.190	1	0.00	40	0.19	0.00	1.00	0.0000	0.0000000	0.00	1.13	14.09	0	0.00	0.00	1	0	0.00	0.00
6	3.94	0.00	0	3	94.12	11.89	0.00	0.190	2	0.00	40	0.19	0.00	2.00	0.0002	0.0000310	0.00	1.13	13.70	0	0.00	0.00	1	0	0.00	0.00
7	3.57	0.01	0	3	87.46	15.46	0.00	0.190	3	0.00	40	0.19	0.00	3.00	0.0035	0.0005247	0.01	1.14	13.35	0	0.00	0.00	1	0	0.00	0.00
8	1.60	0.02	1	4	53.97	1.60	0.00	0.190	4	0.01	40	0.19	0.00	4.00	0.0145	0.0013679	0.00	1.14	8.77	0	0.00	0.00	1	0	0.00	0.00
9	3.30	0.00	0	5	81.17	3.30	0.02	0.068	0	0.00	40	0.07	0.00	0.00	0.0000	0.0000000	0.00	1.14	5.84	0	0.00	0.00	0	0	0.00	3.30
10	3.62	0.00	0	6	85.97	3.62	0.05	0.070	0	0.00	40	0.07	0.00	0.00	0.0000	0.0000000	0.00	1.14	4.03	0	0.00	0.00	1	0	0.00	3.62
11	3.00	0.00	0	6	77.29	6.62	0.01	0.100	0	0.00	40	0.10	0.00	0.00	0.0000	0.0000000	0.00	1.14	3.95	0	0.00	0.00	0	0	0.00	3.00
12	1.30	0.00	0	6	55.19	7.92	0.01	0.110	0	0.00	40	0.11	0.00	0.00	0.0000	0.0000000	0.00	1.14	3.91	0	0.00	0.00	0	0	0.00	0.00
13	3.59	0.00	1	7	82.67	3.59	0.00	0.110	1	0.00	40	0.11	0.00	1.00	0.0001	0.0000014	0.00	1.14	2.84	0	0.00	0.00	0	0	0.00	0.00
14	8.37	0.06	1	8	135.25	8.37	0.00	0.110	2	0.01	40	0.11	0.00	2.00	0.0074	0.0001195	0.00	1.14	2.13	0	0.00	0.00	0	0	0.00	0.00
15	9.65	0.37	1	9	148.05	9.65	0.00	0.110	3	0.04	40	0.11	0.00	3.00	0.0381	0.0003970	0.00	1.15	1.70	0	0.00	0.00	0	0	0.00	0.00
16	10.57	0.91	0	9	156.33	20.22	0.00	0.110	4	0.09	40	0.11	0.00	4.00	0.0863	0.0009204	0.02	1.16	1.64	0	0.00	0.00	0	0	0.00	0.00
17	10.16	1.43	0	9	153.05	30.38	0.00	0.110	5	0.14	40	0.11	0.00	5.00	0.1408	0.0015354	0.05	1.19	1.59	0	0.00	0.00	0	0	0.00	0.00
18	10.17	1.99	0	9	153.12	40.55	0.00	0.110	6	0.20	40	0.11	0.00	6.00	0.1952	0.0021724	0.09	1.23	1.55	0	0.00	0.00	0	0	0.00	0.00
19	8.90	2.19	0	9	145.50	49.45	0.00	0.110	7	0.25	40	0.11	0.00	7.00	0.2465	0.0027897	0.14	1.28	1.54	0	0.00	0.00	0	0	0.00	0.00
20	7.92	2.33	0	9	140.60	57.37	0.00	0.110	8	0.29	40	0.11	0.00	8.00	0.2937	0.0033705	0.19	1.34	1.53	0	0.00	0.00	0	0	0.00	0.00
21	6.21	2.09	0	9	133.76	63.58	0.00	0.110	9	0.34	40	0.11	0.00	9.00	0.3365	0.0039033	0.25	1.39	1.54	0	0.00	0.00	0	0	0.00	0.00
22	6.04	2.27	0	9	133.25	69.62	0.00	0.110	10	0.38	40	0.11	0.00	10.00	0.3753	0.0043959	0.31	1.45	1.55	0	0.00	0.00	0	0	0.00	0.00
23	6.38	2.62	0	9	133.93	76.00	0.00	0.110	11	0.41	40	0.11	0.00	11.00	0.4102	0.0048544	0.37	1.51	1.56	0	0.00	0.00	0	0	0.00	0.00
24	6.20	2.74	0	9	133.75	82.20	0.00	0.110	12	0.44	40	0.11	0.00	12.00	0.4418	0.0052784	0.43	1.58	1.58	0	0.00	0.00	0	0	0.00	0.00

' * DATE 03/08/95

DOMINON

KT	223.13	EFF.------>	78.65831															CEunc	99.91532	EIR BF.	0.00	HRS BF	0.00								
Sb	0.4477897																	%EFF/C	0.1356644	FIR BF	0.00	FHRS BF =	HRS								
SI	0.3656972																	Sp	0.0000000	EKF BF	0.00	KT BF	0.00								
	K	KD	Ci	ECi	KT	EK/seq	IR	EIR	HRS	Fr	Tf	FIR	EKF	FHRS	Ffr	SL	HVI	EHVI	HVT	Kc	HviC	EHviC	PASS-O #Cc	T'	CT-C'	EK/seqC		#Cseq	(1-EFF)	SI
B.F.	N/A	N/A	N/A	N/A	0.00	N/A	N/A	0.000	0	0.00	-	0.00	0.00	0.00	0.0000	N/A	N/A	N/A	N/A											
1	6.25	6.25	0	0	150.00	6.25	0.00	0.000	0	1.00	40	0.00	0.00	0.00	1.0000	0.4477897	2.80	2.80	99.92	0	0.00	0.00	0	0	0.00	0.00 xxxxxxxxxxxxxxxx		0	1.000000	0.4477897
2	5.91	5.91	0	0	142.18	12.16	0.00	0.000	0	1.00	40	0.00	0.00	0.00	1.0000	0.4477897	5.45	5.45	99.92	0	0.00	0.00	0	0	0.00	0.00 xxxxxxxxxxxxxxxx		0	1.000000	0.4477897
3	5.77	5.77	0	0	139.10	17.93	0.00	0.000	0	1.00	40	0.00	0.00	0.00	1.0000	0.4477897	8.03	8.03	99.92	0	0.00	0.00	0	0	0.00	0.00 xxxxxxxxxxxxxxxx		0	1.000000	0.4477897
4	6.00	6.00	1	1	143.93	6.00	0.00	0.000	0	1.00	40	0.00	0.00	0.00	1.0000	0.2878775	1.73	9.76	58.28	0	0.00	0.00	0	0	0.00	0.00 xxxxxxxxxxxxxxxx		1	0.642865	0.4477897
5	6.75	6.75	0	1	158.93	12.75	0.00	0.000	0	1.00	40	0.00	0.00	0.00	1.0000	0.2925118	3.73	11.76	59.13	0	0.00	0.00	0	0	0.00	0.00 xxxxxxxxxxxxxxxx		1	0.653235	0.4477897
6	7.21	7.21	0	1	167.67	19.96	0.00	0.000	0	1.00	40	0.00	0.00	0.00	1.0000	0.2973137	5.93	13.96	60.03	0	0.00	0.00	0	0	0.00	0.00 xxxxxxxxxxxxxxxx		1	0.663958	0.4477897
7	6.27	6.27	0	1	150.75	26.23	0.00	0.000	0	1.00	40	0.00	0.00	0.00	1.0000	0.3013667	7.90	15.93	60.80	0	0.00	0.00	0	0	0.00	0.00 xxxxxxxxxxxxxxxx		1	0.673014	0.4477897
8	7.30	0.00	1	2	168.26	7.30	0.03	0.030	0	0.00	40	0.03	0.00	0.00	0.0000	0.0000000	0.00	15.93	43.51	0	0.00	0.00	1	0	0.00	7.30 xxxxxxxxxxxxxxxx		1	0.644902	0.3013667
9	7.90	0.00	0	3	177.66	7.90	0.06	0.110	0	0.00	40	0.11	0.00	0.00	0.0000	0.0000000	0.00	15.93	32.80	0	0.00	0.00	2	0	0.00	7.90 xxxxxxxxxxxxxxxx		1	0.645829	0.1943534
10	8.40	0.02	0	3	185.36	16.30	0.00	0.110	1	0.00	40	0.11	0.00	1.00	0.0028	0.0003594	0.01	15.94	32.12	0	0.00	0.00	2	0	0.00	0.00 xxxxxxxxxxxxxxxx		1	0.658557	0.1943534
11	9.40	0.50	0	3	199.36	25.70	0.00	0.110	2	0.05	40	0.11	0.00	2.00	0.0530	0.0069234	0.18	16.11	31.48	0	0.00	0.00	2	0	0.00	0.00 xxxxxxxxxxxxxxxx		1	0.672258	0.1943534
12	10.40	1.47	0	3	212.36	36.10	0.00	0.110	3	0.14	40	0.11	0.00	3.00	0.1411	0.0188306	0.68	16.61	31.03	0	0.00	0.00	2	0	0.00	0.00 xxxxxxxxxxxxxxxx		1	0.686777	0.1943534
13	9.80	2.26	0	3	205.16	45.90	0.00	0.110	4	0.23	40	0.11	0.00	4.00	0.2302	0.0313115	1.44	17.37	30.85	0	0.00	0.00	2	0	0.00	0.00 xxxxxxxxxxxxxxxx		1	0.699869	0.1943534
14	11.09	3.42	0	3	219.35	56.99	0.00	0.110	5	0.31	40	0.11	0.00	5.00	0.3068	0.0428531	2.44	18.38	30.75	0	0.00	0.00	2	0	0.00	0.00 xxxxxxxxxxxxxxxx		1	0.714026	0.1943534
15	13.05	4.90	0	3	236.95	70.04	0.00	0.110	6	0.38	40	0.11	0.00	6.00	0.3756	0.0532777	3.73	19.67	30.69	0	0.00	0.00	2	0	0.00	0.00 xxxxxxxxxxxxxxxx		1	0.729832	0.1943534
16	15.38	6.64	0	3	259.92	85.42	0.00	0.110	7	0.43	40	0.11	0.00	7.00	0.4320	0.0627473	5.36	21.29	30.67	0	0.00	0.00	2	0	0.00	0.00 xxxxxxxxxxxxxxxx		1	0.747342	0.1943534
17	15.22	0.00	0	4	258.64	15.22	0.01	0.026	0	0.00	40	0.03	0.00	0.00	0.0000	0.0000000	0.00	21.29	26.25	0	0.00	0.00	0	0	0.00	15.22 xxxxxxxxxxxxxxxx		1	0.656946	0.1452484
18	13.50	0.00	0	5	246.60	13.50	0.02	0.030	0	0.00	40	0.03	0.00	0.00	0.0000	0.0000000	0.00	21.29	23.66	0	0.00	0.00	0	0	0.00	0.00 xxxxxxxxxxxxxxxx		1	0.654366	0.0954205
19	11.27	0.00	0	6	233.22	11.27	0.03	0.070	0	0.00	40	0.07	0.00	0.00	0.0000	0.0000000	0.00	21.29	22.61	0	0.00	0.00	1	0	0.00	11.27 xxxxxxxxxxxxxxxx		1	0.650992	0.0624399
20	12.75	0.00	0	7	240.62	12.75	0.19	0.280	0	0.00	40	0.28	0.00	0.00	0.0000	0.0000000	0.00	21.29	21.90	0	0.00	0.00	2	0	0.00	12.75 xxxxxxxxxxxxxxxx		1	0.653235	0.0406478
21	8.44	0.00	0	8	223.38	8.44	0.19	0.500	0	0.00	40	0.50	0.00	0.00	0.0000	0.0000000	0.00	21.29	21.58	0	0.00	0.00	3	0	0.00	8.44 xxxxxxxxxxxxxxxx		1	0.646662	0.0265526
22	8.75	0.00	0	9	224.31	8.75	0.09	0.780	0	0.00	40	0.78	0.00	0.00	0.0000	0.0000000	0.00	21.29	21.41	0	0.00	0.00	4	0	0.00	8.75 xxxxxxxxxxxxxxxx		1	0.647139	0.0171705
23	8.82	0.00	0	9	224.45	17.57	0.00	0.780	1	0.00	40	0.78	0.00	1.00	0.0000	0.0000000	0.00	21.29	21.35	0	0.00	0.00	4	0	0.00	0.00 xxxxxxxxxxxxxxxx		1	0.660441	0.0171705
24	7.50	0.00	0	9	223.13	25.07	0.00	0.780	2	0.00	40	0.78	0.00	2.00	0.0000	0.0000000	0.00	21.29	21.29	0	0.00	0.00	4	0	0.00	0.00 xxxxxxxxxxxxxxxx		1	0.671357	0.0171705
															+H6	+H6	+K6	+AK6		+E6		+AK6	+H6		+I6	+AI6				

		@IF(AK32=0,(@IF(I31>=0.0225,@IF(K31>=0.9,0,@IF(J31=48,0,I31)),0)),(@IF(H32+H31<0.0225,@IF(K31<1,@IF(AK31>0,@IF(E32-E31=3,AK32,H32+I31),AI31+AK32),AK32),AK32+AI31)))
+AK7	#CIR	@IF(#CIR32=0,(@IF(EIR31>=0.0225,@IF(Fr31>=0.9,0,@IF(HRS31=48,0,EIR31)),0)),(@IF(IR32+IR31<0.0225,@IF(Fr31<1,@IF(#CIR31>0,@IF(ECI32-ECI31=3,#CIR32,IR32+EIR31),IRadj31+#CIR32),#CIR32),#CIR32+IRadj31)))
+I7	EIR	@IF(E32-E31=3,@IF(M31=0,0,@IF(((N31*O31)/(M31*10^6)*4.02917)+0.305<1,0,0.5)),@IF(H32>0,(@IF(I32>0.0225,0,J31+1)),(@IF(I31<0.0225,0,@IF(K31>=0.9,0,@IF(J31=48,0,J31+1)))))
+K7	Fr	@IF(ECI32-ECI31=3,@IF(FIR31=0,0,@IF((((EKF31*FHRS31)/(FIR31*10^6)*4.02917)+0.305<1,0,0.5)),@IF(IR32>0,(@IF(EIR35>0.0225,0,HRS31+1)),(@IF(EIR31<0.0225,0,@IF(Fr31>=0.9,0,@IF(HRS31=48,0,HRS31+1)))))
+J7	HRS	@IF(AK32>0,(@IF(AK32<0.0225,@IF($I32<0.0225,@IF(K31<=0.9,10^(-5175.84*$I32/$J32/$B$3),1),0),@IF(J32=0,0,10^(-215.66*24*$I32/$J32/$B$3)))),@IF($I32<0.0225,1,@IF(K31>=0.9,1,@IF(J31=48,1,10^(-215.66*24*$I32/$J32/$B$3))))
+I7	EIR	@IF(#CIR32>0,(@IF(#CIR32<0.0225,@IF(EIR32<0.0225,@IF(Fr31<=0.9,10^(-5175.84*EIR32/HRS32/KT3),1),0),@IF(EIR32=0,0,10^(-215.66*24*EIR32/HRS32/KT3)))),@IF($EIR32<0.0225,1,@IF(Fr31>=0.9,1,@IF(HRS31=48,1,10^(-215.66*24*$EIR32/$I
+H7	IR	
+E7	ECI	
+AI7	IRadj	
+M7	FIR	
+N7	EKF	
+O7	FHRS	

' * DATE 03/08/95

DOMINON

KT 223.13 EFF.------> 78.68831

Sb 0.4477897

Sl 0.3856972

CEunc 99.91532 EIR BF. 0.00 HRS BF 0.00

%EFF/C 0.1386644 FIR BF 0.00 FHRS BF = HRS

Sp 0.0000000 EKF BF 0.00 KT BF 0.00

B.F.	K	KD	Ci	ECi	KT	EK/seq	IR	EIR	HRS	Fr	Tf	FIR	EKF	FHRS	Ffr	SL	HVi	EHVi	HVT	Kc	HviC	PASS-O EHviC	#Cc	T'	CT-C'	EK/seqC
	N/A	N/A	N/A	N/A	0.00	N/A	N/A	0.000	0	0.00	–	0.00	0.00	0.00	0.0000	N/A	N/A	N/A	N/A							
1	6.25	6.25	0	0	150.00	6.25	0.00	0.000	0	1.00	40	0.00	0.00	0.00	1.0000	0.4477897	2.80	2.80	99.92	0	0.00	0.00	0	0	0.00	0.00
2	5.91	5.91	0	0	142.18	12.16	0.00	0.000	0	1.00	40	0.00	0.00	0.00	1.0000	0.4477897	5.45	5.45	99.92	0	0.00	0.00	0	0	0.00	0.00
3	5.77	5.77	0	0	139.10	17.93	0.00	0.000	0	1.00	40	0.00	0.00	0.00	1.0000	0.4477897	8.03	8.03	99.92	0	0.00	0.00	0	0	0.00	0.00
4	6.00	6.00	1	1	143.93	6.00	0.00	0.000	0	1.00	40	0.00	0.00	0.00	1.0000	0.2878775	1.73	9.76	58.28	0	0.00	0.00	0	0	0.00	0.00
5	6.75	6.75	0	1	158.93	12.75	0.00	0.000	0	1.00	40	0.00	0.00	0.00	1.0000	0.2925118	3.73	11.76	59.13	0	0.00	0.00	0	0	0.00	0.00
6	7.21	7.21	0	1	167.67	19.96	0.00	0.000	0	1.00	40	0.00	0.00	0.00	1.0000	0.2973137	5.93	13.96	60.03	0	0.00	0.00	0	0	0.00	0.00
7	6.27	6.27	0	1	150.75	26.23	0.00	0.000	0	1.00	40	0.00	0.00	0.00	1.0000	0.3013687	7.90	15.93	60.80	0	0.00	0.00	0	0	0.00	0.00
8	7.30	0.00	1	2	168.26	7.30	0.03	0.030	0	0.00	40	0.03	0.00	0.00	0.0000	0.0000000	0.00	15.93	43.51	0	0.00	0.00	1	0	0.00	7.30
9	7.90	0.00	0	3	177.86	7.90	0.08	0.110	0	0.00	40	0.11	0.00	0.00	0.0000	0.0000000	0.00	15.93	32.80	0	0.00	0.00	2	0	0.00	7.90
10	8.40	0.02	0	3	185.36	16.30	0.00	0.110	1	0.00	40	0.11	0.00	1.00	0.0028	0.0003594	0.01	15.94	32.12	0	0.00	0.00	2	0	0.00	0.00
11	9.40	0.50	0	3	199.36	25.70	0.00	0.110	2	0.05	40	0.11	0.00	2.00	0.0530	0.0069234	0.18	16.11	31.48	0	0.00	0.00	2	0	0.00	0.00
12	10.40	1.47	0	3	212.36	36.10	0.00	0.110	3	0.14	40	0.11	0.00	3.00	0.1411	0.0188308	0.68	16.61	31.03	0	0.00	0.00	2	0	0.00	0.00
13	9.80	2.26	0	3	205.16	45.90	0.00	0.110	4	0.23	40	0.11	0.00	4.00	0.2302	0.0313115	1.44	17.37	30.85	0	0.00	0.00	2	0	0.00	0.00
14	11.09	3.42	0	3	219.35	56.99	0.00	0.110	5	0.31	40	0.11	0.00	5.00	0.3088	0.0428531	2.44	18.38	30.75	0	0.00	0.00	2	0	0.00	0.00
15	13.05	4.90	0	3	238.95	70.04	0.00	0.110	6	0.38	40	0.11	0.00	6.00	0.3756	0.0532777	3.73	19.67	30.69	0	0.00	0.00	2	0	0.00	0.00
16	15.38	6.64	0	3	259.92	85.42	0.00	0.110	7	0.43	40	0.11	0.00	7.00	0.4320	0.0627473	5.36	21.29	30.67	0	0.00	0.00	2	0	0.00	0.00
17	15.22	0.00	0	4	258.64	15.22	0.01	0.026	0	0.00	40	0.03	0.00	0.00	0.0000	0.0000000	0.00	21.29	26.25	0	0.00	0.00	0	0	0.00	15.22
18	13.50	0.00	0	5	246.60	13.50	0.02	0.030	0	0.00	40	0.03	0.00	0.00	0.0000	0.0000000	0.00	21.29	23.86	0	0.00	0.00	0	0	0.00	0.00
19	11.27	0.00	0	6	233.22	11.27	0.03	0.070	0	0.00	40	0.07	0.00	0.00	0.0000	0.0000000	0.00	21.29	22.61	0	0.00	0.00	1	0	0.00	11.27
20	12.75	0.00	0	7	240.62	12.75	0.19	0.280	0	0.00	40	0.28	0.00	0.00	0.0000	0.0000000	0.00	21.29	21.90	0	0.00	0.00	2	0	0.00	12.75
21	8.44	0.00	0	8	223.38	8.44	0.19	0.500	0	0.00	40	0.50	0.00	0.00	0.0000	0.0000000	0.00	21.29	21.58	0	0.00	0.00	3	0	0.00	8.44
22	8.75	0.00	0	9	224.31	8.75	0.09	0.780	0	0.00	40	0.78	0.00	0.00	0.0000	0.0000000	0.00	21.29	21.41	0	0.00	0.00	4	0	0.00	8.75
23	8.82	0.00	0	9	224.45	17.57	0.00	0.780	1	0.00	40	0.78	0.00	1.00	0.0000	0.0000000	0.00	21.29	21.35	0	0.00	0.00	4	0	0.00	0.00
24	7.50	0.00	0	9	223.13	25.07	0.00	0.780	2	0.00	40	0.78	0.00	2.00	0.0000	0.0000000	0.00	21.29	21.29	0	0.00	0.00	4	0	0.00	0.00

March 8, 1995

TO: John Stewart
FROM: Linn Wood / Simpson Weather Associates, Inc.
SUBJECT: Dust Control software at Dominion Terminal Associates.

Dear John,

This fax is to address several issues brought up during your recent visit to DTA regarding the dust control software.

The first issue deals with the missing data at hour '24' in the end-of-day reports. This is a printing problem that intermittently showed up until the operating system was changed from Windows NT to Windows 3.11. The printing problem then began to occurr regularly. During the 24th hour, the program properly collects the minute data, averages the data at the end of the hour, stores the data in my backup files, and calls for rainbird cycles if necessary. The program, however, is not writing that 24th hour in the end-of-day report. I am trying to pinpoint the exact cause why the report is ending at hour 23 and will fix the bug as soon as possible. I would like to stress that dust control is still being maintained during the 24th hour.

The second issue regards the carryover of the variable SUMIR from one day to the next. You noticed that several of the end-of-day reports began with a zero value for SUMIR, when in fact, SUMIR should not have been zero. This occurred while the dust control software was running under the Windows NT operating system. Windows NT 3.1 has a bug that caused an error while the dust control software used the COM2 serial port to collect data. When this error occurred, the rain values in memory were overwritten with garbage (very large values). To recover from this error, we had to stop the program and zero out, by hand, the variables associated with rain. It was this editing that affected SUMIR. This hand editing procedure only happened over a few day period in February. Since we have switched backed to Windows 3.11, SUMIR is carried over correctly.

The final issue regards the k-factor logic that is currently running at DTA. The logic that is running now is the same logic that was permitted in 1989, with the exception of the freeze threshold. Per DTA's request, I changed the freeze threshold from 29 degrees Farenheit to 33 degrees Fareneheit. DTA was experiencing problems using the 29 degree threshold. Last year you gave me a sample spreadsheet containing a new approach to dust suppression that we were planning to run concurrently with the present version. That new approach was never implemented. We wanted to iron out the problems with the present version before trying to use a second method and so the project was put on hold. We are still trying to get the software running on the Windows NT operating system which will allow easier access to data as well as keep the program from being affected by such things as network crashes.

Please let me know if you have any other questions regarding the dust suppression software running at DTA.

Sincerely,
Linn Wood

RECEIVED
MAR 3 1995
DEQ TRO

K-FACTOR (COAL EMIT) DAILY REPORT

THIS REPORT FOR : 02/10/1995

TM	K	KD	Ci	SYM	RBC	IR	HRS	SUMIR	FR	FRF	KT	HVI	sumHVI	HVT	TEMP	RH	WD	WDSP	#Cc	sumHVIc
1	23.55	0.00	0		0	0.00	3.0	34.230	0.00	0.00	565.28	0.00	0.00	123.19	36	37	241	21	0.0	0.00
2	25.01	0.00	0		0	0.00	4.0	34.230	0.00	0.00	598.81	0.00	0.00	112.15	36	38	239	23	0.0	0.00
3	25.02	0.00	0		0	0.00	5.0	34.230	0.00	0.00	598.96	0.00	0.00	101.11	36	40	233	24	0.0	0.00
4	20.14	0.00	0		0	0.00	6.0	34.230	0.00	0.00	496.42	0.00	0.00	92.22	36	43	235	21	0.0	0.00
5	7.56	0.00	0		0	0.00	7.0	34.230	0.00	0.00	244.94	0.00	0.00	88.89	36	46	259	8	0.0	0.00
6	4.02	0.00	0		0	0.00	8.0	34.230	0.00	0.00	177.66	0.00	0.00	87.11	35	48	240	5	0.0	0.00
7	6.13	0.00	0		0	0.00	9.0	34.230	0.00	0.00	215.65	0.00	0.00	84.41	36	49	224	7	0.0	0.00
8	10.34	0.00	1	A	1	0.00	10.0	34.230	0.00	0.00	287.14	0.00	0.00	60.08	35	51	220	13	1.0	0.00
9	14.17	0.00	2	3	3	0.00	11.0	34.230	0.00	0.00	348.42	0.00	0.00	20.83	36	47	217	16	3.0	0.00
10	18.41	0.00	1	1	4	0.00	12.0	34.230	0.00	0.00	412.04	0.00	0.00	13.93	37	42	219	18	4.0	0.00
11	12.36	0.00	2	3	6	0.00	13.0	34.230	0.00	0.00	327.32	0.00	0.00	4.74	39	40	220	11	6.0	0.00
12	19.18	0.00	2	3	8	0.00	14.0	34.230	0.00	0.00	416.00	0.00	0.00	1.78	40	40	218	17	8.0	0.00
13	22.20	0.00	0		8	0.00	15.0	34.230	0.00	0.00	452.22	0.00	0.00	1.57	40	49	218	24	8.0	0.00
14	12.31	0.00	1	1	9	0.00	16.0	34.230	0.00	0.00	343.48	0.00	0.00	1.02	38	78	226	22	9.0	0.00
15	9.74	0.00	2	3	11	0.00	17.0	34.230	0.00	0.00	317.80	0.00	0.00	0.33	38	87	227	20	11.0	0.00
16	8.70	0.00	0		11	0.00	18.0	34.230	0.00	0.00	308.46	0.00	0.00	0.30	37	90	220	18	11.0	0.00
17	8.05	0.00	0		11	0.00	19.0	34.230	0.00	0.00	303.22	0.00	0.00	0.27	37	91	220	17	11.0	0.00
18	10.10	0.00	0		11	0.00	20.0	34.230	0.00	0.00	317.59	0.00	0.00	0.23	37	90	228	21	11.0	0.00
19	9.07	0.00	0		11	0.00	21.0	34.230	0.00	0.00	311.39	0.00	0.00	0.19	37	92	238	20	11.0	0.00
20	8.35	0.00	2	3	13	0.00	22.0	34.230	0.00	0.00	307.80	0.00	0.00	0.06	37	92	243	18	13.0	0.00
21	6.55	0.00	2	3	15	0.00	23.0	34.230	0.00	0.00	300.62	0.00	0.00	0.02	37	93	234	14	15.0	0.00
22	6.88	6.88	1	1	16	0.00	24.0	34.230	0.00	0.00	301.59	0.00	0.00	0.01	37	93	231	15	16.0	0.00
23	7.44	0.00	0	R	17	37.51	0.0	38.936	0.00	0.00	302.71	0.00	0.00	0.00	37	93	236	16	17.0	0.00

Total emmission for 1995 : 3148.27

Percent Effenciecy : 100.0000

TRAIN ERROR

PREPARED FOR FREEZE.
FRIDAY.

K-FACTOR (COAL EMIT) DAILY REPORT

THIS REPORT FOR : 02/11/1995

TM	K	KD	Ci	SYM	RBC	IR	HRS	SUMIR	FR	FRF	KT	HVI	sumHVI	HVT	TEMP	RH	WD	WDSP	#Cc	sumHVIc
1	6.24	0.00	0		0	0.00	2.0	38.936	0.00	0.00	149.77	0.00	0.00	21.61	38	94	229	14	0.0	0.00
2	4.21	0.00	0		0	0.00	3.0	38.936	0.00	0.00	103.04	0.00	0.00	19.88	38	96	226	9	0.0	0.00
3	3.34	0.00	1	1	1	0.00	4.0	38.936	0.00	0.00	83.83	0.00	0.00	8.26	38	96	237	7	1.0	0.00
4	1.42	0.00	0		1	0.00	5.0	38.936	0.00	0.00	43.63	0.00	0.00	8.00	39	96	239	3	1.0	0.00
5	1.42	0.00	0		1	0.00	6.0	38.936	0.00	0.00	43.58	0.00	0.00	7.75	39	97	246	3	1.0	0.00
6	1.59	0.00	0		1	0.00	7.0	38.936	0.00	0.00	46.84	0.00	0.00	7.46	38	97	277	4	1.0	0.00
7	1.64	0.00	0		1	0.00	8.0	38.936	0.00	0.00	47.76	0.00	0.00	7.16	38	101	301	4	1.0	0.00
8	1.97	0.00	0	R	2	0.01	0.0	4.877	0.00	0.00	53.42	0.00	0.00	4.31	38	102	252	5	2.0	0.00
9	0.68	0.00	0	R	3	22.02	0.0	22.030	0.00	0.00	32.74	0.00	0.00	2.68	38	100	243	2	3.0	0.00
10	1.10	0.00	0		3	0.00	1.0	22.030	0.00	0.00	39.03	0.00	0.00	2.60	39	100	202	2	3.0	0.00
11	0.90	0.00	0		3	0.00	2.0	22.030	0.00	0.00	36.22	0.00	0.00	2.54	42	92	204	2	3.0	0.00
12	1.54	0.00	0		3	0.00	3.0	22.030	0.00	0.00	44.48	0.00	0.00	2.42	42	91	276	3	3.0	0.00
13	0.93	0.00	0		3	0.00	4.0	22.030	0.00	0.00	37.24	0.00	0.00	2.36	46	77	203	1	3.0	0.00
14	2.78	0.00	0		3	0.00	5.0	22.030	0.00	0.00	57.51	0.00	0.00	2.15	46	77	122	4	3.0	0.00
15	3.97	0.00	1	1	4	0.00	6.0	22.030	0.00	0.00	69.43	0.00	0.00	1.18	44	82	82	7	3.0	0.00
16	4.05	0.00	1	1	5	0.00	7.0	22.030	0.00	0.00	70.14	0.00	0.00	0.63	43	83	69	7	3.0	0.00
17	3.94	0.00	1	1	6	0.00	8.0	22.030	0.00	0.00	69.30	0.00	0.00	0.32	42	83	74	7	3.0	0.00
18	3.60	0.00	0		6	0.00	9.0	22.030	0.00	0.00	66.93	0.00	0.00	0.25	40	89	89	7	3.0	0.00
19	2.23	0.00	0		6	0.00	10.0	22.030	0.00	0.00	58.67	0.00	0.00	0.21	40	89	89	4	3.0	0.00
20	1.71	0.00	0		6	0.00	11.0	22.030	0.00	0.00	56.09	0.00	0.00	0.18	41	88	92	3	3.0	0.00
21	1.38	0.00	0		6	0.00	12.0	22.030	0.00	0.00	54.76	0.00	0.00	0.15	42	85	150	3	3.0	0.00
22	2.09	0.00	0		6	0.00	13.0	22.030	0.00	0.00	56.90	0.00	0.00	0.11	42	86	355	4	3.0	0.00
23	3.01	0.00	0		6	0.00	14.0	22.030	0.00	0.00	58.73	0.00	0.00	0.06	41	83	359	5	3.0	0.00

Total emmission for 1995 : 3148.27

Percent Effenciecy : 100.0000

K-FACTOR (COAL EMIT) DAILY REPORT

THIS REPORT FOR : 02/12/1995

TM	K	KD	Ci	SYM	RBC	IR	HRS	SUMIR	FR	FRF	KT	HVI	sumHVI	HVT	TEMP	RH	WD	WDSP	#Cc	sumHVIc
1	0.00	0.00	0	R	1	43.00	0.0	43.000	0.00	0.00	0.00	0.00	0.00	28.94	43	0	43	0	1.0	0.00
2	0.00	0.00	0		1	0.00	1.0	43.000	0.00	0.00	0.00	0.00	0.00	28.94	0	0	0	0	1.0	0.00
3	0.00	0.00	0		1	0.00	2.0	43.000	0.00	0.00	0.00	0.00	0.00	28.94	0	0	0	0	1.0	0.00
4	0.00	0.00	0		1	0.00	3.0	43.000	0.00	0.00	0.00	0.00	0.00	28.94	0	0	0	0	1.0	0.00
5	0.00	0.00	0		1	0.00	4.0	43.000	0.00	0.00	0.00	0.00	0.00	28.94	0	0	0	0	1.0	0.00
6	0.00	0.00	0		1	0.00	5.0	43.000	0.00	0.00	0.00	0.00	0.00	28.94	0	0	0	0	1.0	0.00
7	0.00	0.00	0		1	0.00	6.0	43.000	0.00	0.00	0.00	0.00	0.00	28.94	0	0	0	0	1.0	0.00
8	0.00	0.00	0		1	0.00	7.0	43.000	0.00	0.00	0.00	0.00	0.00	28.94	0	0	0	0	1.0	0.00
9	0.00	0.00	0		1	0.00	8.0	43.000	0.00	0.00	0.00	0.00	0.00	28.94	0	0	0	0	1.0	0.00
10	7.50	0.00	0		1	0.00	9.0	43.000	0.00	0.00	112.57	0.00	0.00	26.72	29	42	323	9	1.0	0.00
11	8.74	0.00	0		1	0.00	10.0	43.000	0.00	0.00	129.91	0.00	0.00	24.18	29	42	311	11	1.0	0.00
12	9.60	0.00	0		1	0.00	11.0	43.000	0.00	0.00	141.01	0.00	0.00	21.44	29	41	303	12	1.0	0.00
13	10.04	0.00	0		1	0.00	12.0	43.000	0.00	0.00	146.34	0.00	0.00	18.62	29	38	309	11	1.0	0.00
14	10.91	0.00	0		1	0.00	13.0	43.000	0.00	0.00	155.85	0.00	0.00	15.65	29	37	308	12	1.0	0.00
15	11.35	0.00	0		1	0.00	14.0	43.000	0.00	0.00	160.26	0.00	0.00	12.63	30	31	311	10	1.0	0.00
16	12.48	0.00	0	R	2	1645.0	0.0	1648.07	0.00	0.00	170.50	0.00	0.00	6.16	31	28	329	9	2.0	0.00
17	10.74	0.00	0		2	0.00	1.0	1648.07	0.00	0.00	156.57	0.00	0.00	4.54	31	29	360	9	2.0	0.00
18	6.19	0.00	0		2	0.00	2.0	1648.07	0.00	0.00	124.68	0.00	0.00	3.59	28	39	39	7	2.0	0.00
19	6.86	0.00	0		2	0.00	3.0	1648.07	0.00	0.00	128.69	0.00	0.00	2.54	27	39	36	8	2.0	0.00
20	4.85	0.00	0		2	0.00	4.0	1648.07	0.00	0.00	118.67	0.00	0.00	1.80	27	40	37	6	2.0	0.00
21	4.22	0.00	0		2	0.00	5.0	1648.07	0.00	0.00	116.14	0.00	0.00	1.16	26	42	32	6	2.0	0.00
22	2.32	0.00	0		2	0.00	6.0	1648.07	0.00	0.00	110.44	0.00	0.00	0.80	25	43	5	3	2.0	0.00
23	2.64	0.00	0		2	0.00	7.0	1648.07	0.00	0.00	111.09	0.00	0.00	0.40	24	42	341	4	2.0	0.00

SUNDAY MORNING NETWORK PROBLEMS

Total emmission for 1995 : 3148.27

Percent Effenciecy : 100.0000

?

AGAIN TREY CHECK with LYNN on Problem. JJ.

K-FACTOR (COAL EMIT) DAILY REPORT

THIS REPORT FOR : 02/13/1995

TM	K	KD	Ci	SYM	RBC	IR	HRS	SUMIR	FR	FRF	KT	HVI	sumHVI	HVT	TEMP	RH	WD	WDSP	#Cc	sumHVIc
1	3.72	0.00	0		0	0.00	9.01	648.07	0.00	0.00	89.19	0.00	0.00	36.90	23	47	17	6	0.0	0.00
2	3.05	0.00	0		0	0.00	10.01	648.07	0.00	0.00	73.92	0.00	0.00	35.59	22	45	16	5	0.0	0.00
3	3.12	0.00	0		0	0.00	11.01	648.07	0.00	0.00	75.50	0.00	0.00	34.25	22	45	20	5	0.0	0.00
4	4.56	0.00	0		0	0.00	12.01	648.07	0.00	0.00	105.60	0.00	0.00	32.30	22	44	17	8	0.0	0.00
5	3.90	0.00	0		0	0.00	13.01	648.07	0.00	0.00	92.41	0.00	0.00	30.63	22	49	27	7	0.0	0.00
6	3.66	0.00	0		0	0.00	14.01	648.07	0.00	0.00	87.85	0.00	0.00	29.06	22	53	33	7	0.0	0.00
7	2.51	0.00	0		0	0.00	15.01	648.07	0.00	0.00	67.15	0.00	0.00	27.98	24	58	34	5	0.0	0.00
8	1.83	0.00	0		0	0.00	16.01	648.07	0.00	0.00	55.59	0.00	0.00	27.20	25	54	15	3	0.0	0.00
9	4.06	0.00	0		0	0.00	17.01	648.07	0.00	0.00	91.34	0.00	0.00	25.46	27	49	36	6	0.0	0.00
10	4.96	0.00	0		0	0.00	18.01	648.07	0.00	0.00	104.74	0.00	0.00	23.33	27	48	60	7	0.0	0.00
11	4.88	0.00	0		0	0.00	19.01	648.07	0.00	0.00	103.70	0.00	0.00	21.24	27	59	98	9	0.0	0.00
12	3.80	0.00	0		0	0.00	20.01	648.07	0.00	0.00	89.70	0.00	0.00	19.61	27	59	103	7	0.0	0.00
13	3.52	0.00	0		0	0.00	21.01	648.07	0.00	0.00	86.23	0.00	0.00	18.10	27	59	93	6	0.0	0.00
14	3.48	0.00	0		0	0.00	22.01	648.07	0.00	0.00	85.79	0.00	0.00	16.61	28	57	90	6	0.0	0.00
15	3.69	0.00	0		0	0.00	23.01	648.07	0.00	0.00	87.95	0.00	0.00	15.03	30	53	88	6	0.0	0.00
16	3.84	3.84	0		0	0.00	24.01	648.07	0.00	0.00	89.29	0.00	0.00	13.39	31	55	86	6	0.0	0.00
17	4.40	4.40	0		0	0.00	25.01	648.07	0.00	0.00	93.78	0.00	0.00	11.50	31	57	95	7	0.0	0.00
18	6.51	6.51	0		0	0.00	26.01	648.07	0.00	0.00	108.55	0.00	0.00	8.71	31	51	137	9	0.0	0.00
19	6.50	6.50	0		0	0.00	27.01	648.07	0.00	0.00	108.51	0.00	0.00	5.92	31	53	151	10	0.0	0.00
20	5.13	5.13	0		0	0.00	28.01	648.07	0.00	0.00	101.63	0.00	0.00	3.72	30	56	159	8	0.0	0.00
21	2.53	2.53	0		0	0.00	29.01	648.07	0.00	0.00	91.24	0.00	0.00	2.64	30	60	158	4	0.0	0.00
22	2.27	2.27	0		0	0.00	30.01	648.07	0.00	0.00	90.46	0.00	0.00	1.66	30	62	170	4	0.0	0.00
23	2.07	2.07	0		0	0.00	31.01	648.07	0.00	0.00	90.05	0.00	0.00	0.78	30	63	185	4	0.0	0.00
24	1.81	1.81	0		0	0.00	32.01	648.07	0.00	0.00	89.80	0.00	0.00	0.00	30	66	182	3	0.0	0.00

Total emmission for 1995 : 3148.27

Percent Effenciecy : 100.0000

File in inspection Folder 700-0074

K-FACTOR (COAL EMIT) DAILY REPORT

THIS REPORT FOR : 03/05/1995

TN	K	KD	C1	SYM	RBC	IR	HRS	SUMIR	FR	FRF	K1	HVI	sumHVI	HVT	TEMP	RH	WD	WDSP	#CC	sumHVIc
1	3.29	3.29	0		0	0.00	0.0	0.000	1.00	1.00	78.97	1.41	1.41	39.75	41	98	27	7	0.0	0.00
2	3.38	3.38	0		0	0.00	0.0	0.000	1.00	1.00	80.99	2.86	2.86	39.75	41	96	28	7	0.0	0.00
3	2.19	2.19	0		0	0.00	0.0	0.000	1.00	1.00	54.76	3.80	3.80	39.75	41	95	19	5	0.0	0.00
4	2.58	2.58	1	H	1	0.00	0.0	0.000	1.00	1.00	62.95	0.71	4.51	21.00	41	95	25	5	0.0	0.00
5	2.52	2.52	0		1	0.00	0.0	0.000	1.00	1.00	61.74	1.40	5.21	21.23	40	93	21	5	0.0	0.00
6	3.57	3.57	0		1	0.00	0.0	0.000	1.00	1.00	81.00	2.41	6.21	21.55	40	94	34	8	0.0	0.00
7	4.38	4.38	0		1	0.00	0.0	0.000	1.00	1.00	96.29	3.66	7.47	21.96	39	92	44	9	0.0	0.00
8	4.68	4.68	1	A	2	0.00	0.0	0.000	1.00	1.00	101.52	0.84	8.31	16.91	41	84	40	9	0.0	0.00
9	3.96	3.96	0		2	0.00	0.0	0.000	1.00	1.00	89.94	1.57	9.04	17.15	43	82	51	7	0.0	0.00
10	5.57	5.57	0		2	0.00	0.0	0.000	1.00	1.00	114.10	2.62	10.08	17.49	42	82	89	10	0.0	0.00
11	6.13	6.13	0		2	0.00	0.0	0.000	1.00	1.00	121.99	3.80	11.26	17.88	41	85	90	11	0.0	0.00
12	4.37	4.37	1	A	3	0.00	0.0	0.000	1.00	1.00	99.01	0.52	11.78	15.62	42	89	84	8	0.0	0.00
13	4.80	4.80	0		3	0.00	0.0	0.000	1.00	1.00	104.25	1.11	12.37	15.82	42	88	83	9	0.0	0.00
14	5.39	5.39	1	A	4	0.00	0.0	0.000	1.00	1.00	112.88	0.43	12.81	14.70	42	87	86	10	0.0	0.00
15	5.12	5.12	0		4	0.00	0.0	0.000	1.00	1.00	108.24	0.84	13.21	14.84	43	86	82	9	0.0	0.00
16	4.85	4.85	0		4	0.00	0.0	0.000	1.00	1.00	105.81	1.24	13.61	14.97	42	90	79	9	0.0	0.00
17	4.41	4.41	0		4	0.00	0.0	0.000	1.00	1.00	102.25	1.60	13.97	15.10	42	94	77	9	0.0	0.00
18	3.95	3.95	0		4	0.00	0.0	0.000	1.00	1.00	99.03	1.94	14.31	15.23	42	94	87	8	0.0	0.00
19	3.60	3.60	0		4	0.00	0.0	0.000	1.00	1.00	96.94	2.25	14.62	15.34	42	92	84	7	0.0	0.00
20	3.91	3.91	0		4	0.00	0.0	0.000	1.00	1.00	98.48	2.59	14.96	15.47	41	96	89	8	0.0	0.00
21	2.53	2.53	0		4	0.00	0.0	0.000	1.00	1.00	92.95	2.81	15.18	15.56	41	95	109	5	0.0	0.00
22	2.62	2.62	0		4	0.00	0.0	0.000	1.00	1.00	93.22	3.04	15.41	15.65	41	95	112	5	0.0	0.00
23	2.71	2.71	0		4	0.00	0.0	0.000	1.00	1.00	93.41	3.28	15.65	15.75	42	94	140	5	0.0	0.00
24	1.83	1.83	0		4	0.00	0.0	0.000	1.00	1.00	92.53	3.45	15.82	15.82	42	95	163	4	0.0	0.00

Total emmission for 1995 : 3400.18

Percent Effenciecy : 100.0000

Original [illegible]

K-FACTOR (LOAD EMIT) DAILY REPORT

THIS REPORT FOR : 03/06/1993

TM	K	KD	C1	STM	RBC	IR	HMS	SUMIR	FR	FRF	KT	HVI	sumHVI	HVI	TEMP	RH	AD	WDSP	RLC	sumHVIc
1	1.16	0.12	0	R	1	0.01	1.0	0.010	0.10	0.10	27.67	0.03	0.03	10.49	42	96	172	2	0.0	0.00
2	1.73	0.00	0	R	2	0.07	0.0	0.000	0.00	0.00	40.97	0.00	0.03	6.44	42	98	215	4	1.0	0.00
3	1.59	0.00	0		2	0.02	0.0	0.105	0.00	0.02	37.92	0.00	0.03	6.25	42	100	200	3	1.0	0.00
4	2.01	0.00	0		2	0.01	0.0	0.100	0.00	0.00	46.73	0.00	0.03	5.99	42	101	198	4	1.0	0.00
5	1.02	0.00	0		2	0.00	1.0	0.100	0.00	0.00	42.85	0.00	0.03	5.76	42	101	184	4	1.0	0.00
6	2.03	0.00	0		2	0.00	2.0	0.100	0.00	0.00	46.98	0.00	0.03	5.51	44	101	178	4	1.0	0.00
7	1.27	0.00	0		2	0.00	3.0	0.100	0.00	0.00	33.12	0.00	0.03	5.32	45	102	176	3	1.0	0.00
8	1.08	0.00	0		2	0.00	4.0	0.100	0.00	0.00	40.24	0.00	0.03	5.13	45	101	181	3	1.0	0.00
9	1.01	0.00	0	R	3	0.02	0.0	0.017	0.02	0.02	29.42	0.00	0.03	3.18	45	102	183	2	0.0	0.00
10	1.18	0.00	0	R	4	0.03	0.0	0.070	0.00	0.00	32.93	0.00	0.03	1.97	46	102	139	2	1.0	0.00
11	0.87	0.00	0		4	0.01	0.0	0.100	0.00	0.01	27.27	0.00	0.03	1.92	46	102	217	1	1.0	0.00
12	1.41	0.00	0		4	0.01	0.0	0.110	0.00	0.00	34.03	0.00	0.03	1.35	47	102	300	3	1.0	0.00
13	1.21	0.00	0		4	0.00	1.0	0.110	0.00	0.00	32.00	0.00	0.03	1.79	48	102	187	2	1.0	0.00
14	1.42	0.00	1	1	5	0.00	2.0	0.110	0.00	0.00	40.13	0.00	0.03	1.08	49	102	183	4	1.0	0.00
15	1.77	0.00	1	1	5	0.00	3.0	0.110	0.00	0.00	38.27	0.00	0.03	0.56	50	102	1[illegible]	2	1.0	0.00
16	2.06	0.01	0		6	0.00	4.0	0.110	0.00	0.00	60.27	0.00	0.04	0.56	51	101	220	3	1.0	0.00
17	1.31	0.01	0		6	0.02	5.0	0.110	0.01	0.01	51.63	0.00	0.04	0.47	52	101	245	0	1.0	0.00
18	4.65	0.03	0		6	0.00	6.0	0.110	0.02	0.02	66.11	0.01	0.04	0.37	52	101	201	9	1.0	0.04
19	4.36	0.12	0		6	0.00	7.0	0.110	0.03	0.03	63.13	0.02	0.05	0.23	51	101	22[illegible]	8	1.0	0.11
20	3.09	0.14	0		6	0.00	8.0	0.110	0.04	0.04	56.73	0.03	0.07	0.24	52	101	225	6	1.0	0.21
21	0.49	0.03	0		6	0.00	9.0	0.110	0.05	0.05	41.41	0.03	0.09	0.24	52	101	210	1	1.0	0.31
22	1.04	0.09	0		6	0.00	10.0	0.110	0.08	0.09	49.24	0.07	0.10	0.24	53	100	105	2	1.0	0.31
23	3.65	0.38	0		6	0.02	11.0	0.110	0.10	0.10	53.27	0.10	0.13	0.19	49	101	75	7	1.0	0.31
24	1.97	0.37	0		6	0.00	12.0	0.110	0.13	0.13	52.39	0.13	0.17	0.17	50	102	185	6	1.0	0.21

Total emmission for 1993 : 3-00.22

Percent Effenciecy : 98.5384

Original end of day report

K-FACTOR (COAL UNIT) DAILY REPORT

THIS REPORT FOR : 03/07/1993

HR	K	K2	C1	SYM	RSC	IK	HMS	SUMIK	FR	FAC	X1	HV1	SUMHV1	HV1	TEMP	K1	K2	WDLP	HLC	SUMHVLC
1	1.70	1.71	0		0	0.00	13.0	0.110	0.41	0.41	86.80	0.72	0.72	56.61	49	101	91	7	0.0	0.00
2	1.60	1.61	0		0	0.00	14.0	0.110	0.40	0.40	79.10	1.50	1.50	55.91	47	102	87	7	0.0	0.00
3	4.31	2.82	0		0	0.00	15.0	0.110	0.51	0.51	102.10	2.53	2.53	56.05	47	102	73	9	0.1	0.02
4	4.01	2.41	1	A	1	0.00	16.0	0.110	0.54	0.54	106.02	0.66	3.23	28.42	45	102	96	9	0.0	0.00
5	3.44	1.91	0		1	0.00	17.0	0.110	0.56	0.56	84.62	1.25	3.52	25.34	47	103	121	7	0.0	0.00
6	3.34	2.26	0		1	0.00	18.0	0.110	0.57	0.57	94.21	1.93	4.20	20.28	48	103	145	3	0.0	0.00
7	3.57	2.11	0		1	0.00	19.0	0.110	0.59	0.59	87.54	2.64	5.18	20.25	46	103	113	7	0.0	0.00
8	1.60	0.97	1	A	2	0.00	20.0	0.110	0.61	0.61	53.39	0.18	5.36	19.73	50	103	156	3	0.0	0.00
9	1.32	2.05	0		2	0.00	21.0	0.110	0.62	0.62	81.22	0.96	5.74	19.75	51	103	125	6	0.0	0.00
10	3.62	2.38	0		2	0.00	22.0	0.110	0.63	0.63	86.90	1.91	6.19	19.74	53	103	158	7	0.0	0.00
11	0.00	0.00	0		2	0.00	23.0	0.110	0.65	0.65	0.00	1.03	6.21	19.72	0	0	0	0	0.0	0.00
12	1.30	1.30	0		2	0.00	24.0	0.110	0.66	0.66	52.16	1.21	6.39	19.77	63	94	168	2	0.0	0.00
13	3.59	2.57	1	A	3	0.00	25.0	0.110	0.67	0.67	79.64	0.29	6.68	14.86	67	88	170	4	0.0	0.00
14	8.37	8.37	1	A	4	0.00	26.0	0.110	0.68	0.68	132.21	0.44	7.12	11.87	78	78	182	8	1.0	0.43
15	9.65	9.65	1	A	5	0.00	27.0	0.110	0.69	0.69	145.02	0.33	7.45	10.13	83	77	173	11	1.0	0.43
16	10.57	10.57	0		5	0.00	28.0	0.110	0.70	0.70	153.28	0.73	7.85	10.15	69	89	174	12	1.0	0.43
17	10.16	10.16	0		5	0.00	29.0	0.110	0.71	0.71	150.04	1.13	8.25	10.19	69	76	176	11	1.0	0.43
18	10.19	10.19	0		5	0.00	30.0	0.110	0.72	0.72	150.22	1.36	8.68	10.24	66	73	168	12	1.0	0.43
19	8.96	8.96	0		5	0.00	31.0	0.110	0.72	0.72	142.50	1.95	9.07	10.30	64	82	169	11	1.0	0.43
20	7.92	7.92	0		5	0.00	32.0	0.110	0.73	0.73	137.39	2.02	9.44	10.37	64	84	172	10	1.0	0.43
21	8.21	8.21	0		5	0.00	33.0	0.110	0.74	0.74	138.77	2.62	9.74	10.44	63	82	182	8	1.0	0.43
22	6.04	6.04	0		5	0.00	34.0	0.110	0.75	0.75	130.25	2.93	10.05	10.52	61	89	172	9	1.0	0.43
23	5.33	5.33	0		5	0.00	35.0	0.110	0.75	0.75	128.93	3.25	10.37	10.11	62	91	164	9	1.0	0.43
24	1.00	1.00	0		5	0.00	36.0	0.110	0.76	0.76	101.03	3.57	10.72	10.72	59	91	158	10	1.0	0.43

no rain on the 7th

Total emission for 1993 : 3411.25

Percent Efficiency : 99.2510

Original page of the report

K-FACTOR COAL AND DAILY REPORT

THIS REPORT FOR : 03/08/1995

[illegible]	K	K2	C1	STA	RBC	IN	HKS	SUMIN	FR	FRP	X1	HV1	SUMHV1	HV2	TEMP	RH	WL	WDSP	#OC	SUMHV1C
1	6.25	6.25	0		0	0.00	0.0	0.000	1.00	1.00	149.83	2.77	2.77	71.62	59	96	171	9	0.0	0.00
2	5.91	5.91	0		0	0.00	0.0	0.000	1.00	1.00	142.07	5.38	5.38	71.62	58	91	169	9	0.0	0.00
3	5.77	5.77	0		0	0.00	0.0	0.000	1.00	1.00	139.01	7.94	7.94	71.62	58	93	178	9	0.0	0.00
4	6.00	6.00	1	A	1	0.00	0.0	0.000	1.00	1.00	143.37	1.71	9.64	48.99	59	95	175	9	0.0	0.00
5	6.75	6.75	0		1	0.00	0.0	0.000	1.00	1.00	158.89	3.69	11.62	41.66	59	97	178	11	0.0	0.00
6	7.21	7.21	0		1	0.00	0.0	0.000	1.00	1.00	167.73	5.87	13.81	42.44	59	101	182	12	0.0	0.00
7	6.27	6.27	0		1	0.00	0.0	0.000	1.00	1.00	156.71	7.82	15.75	43.10	61	101	175	10	0.0	0.00
8	5.78	5.00	1	A	2	0.00	0.0	0.000	0.00	0.00	192.02	0.00	15.75	31.05	53	99	174	13	1.0	0.00
9	5.21	0.00	0	R	3	0.00	0.0	0.110	0.00	0.00	184.24	0.00	15.75	25.33	63	101	175	13	2.0	0.00
10	0.00	0.00	0		3	0.00	1.0	0.110	0.00	0.00	0.00	0.00	15.75	25.14	0	0	0	0	2.0	0.00
11	0.00	0.00	0		3	0.00	2.0	0.110	0.00	0.00	0.00	0.00	15.75	25.14	0	0	0	0	2.0	0.00
12	0.00	0.00	0		3	0.00	3.0	0.110	0.07	0.07	0.00	0.00	15.75	25.14	0	0	0	0	2.0	0.00
13	0.00	0.00	0		3	0.00	4.0	0.110	0.13	0.13	0.00	0.00	15.75	25.14	0	0	0	0	2.0	0.00
14	0.00	0.00	0		3	0.00	5.0	0.110	0.20	0.20	0.00	0.00	15.75	25.14	0	0	0	0	2.0	0.00
15	0.00	0.00	0		3	0.00	6.0	0.110	0.26	0.26	0.00	0.00	15.75	25.14	0	0	0	0	2.0	0.00
16	10.08	9.03	0		3	0.00	7.0	0.110	0.31	0.31	199.43	0.31	16.37	24.44	59	97	174	19	2.0	0.00
17	15.22	0.00	0	R	4	0.00	0.0	0.000	0.00	0.00	198.23	0.00	16.37	20.02	55	92	173	20	0.0	0.00
18	14.50	0.00	0	R	5	0.00	0.0	0.000	0.00	0.00	195.17	0.00	16.37	18.57	57	94	173	15	0.0	0.00
19	11.27	0.00	0	R	6	0.00	0.0	0.000	0.00	0.00	171.79	0.00	16.37	17.43	67	97	179	16	1.0	0.00
20	12.33	0.00	0	R	7	0.10	0.0	0.200	0.00	0.00	178.13	0.20	16.37	16.69	53	92	319	21	2.0	0.00
21	8.44	0.00	0	R	8	0.19	0.0	0.500	0.00	0.00	162.53	0.00	16.37	15.61	41	100	342	16	3.0	0.00
22	3.73	0.00	0	R	9	0.09	0.0	0.700	0.00	0.00	161.49	0.00	16.37	16.47	49	98	327	19	4.0	0.00
23	3.82	0.00	0		9	0.00	1.0	0.700	0.00	0.00	163.52	0.00	16.37	16.41	39	91	312	16	4.0	0.00
24	6.01	0.00	0	R	10	0.01	0.0	0.700	0.00	0.00	161.71	0.00	16.37	16.37	37	94	310	15	0.0	0.00

Total emission for 1995 : 3427.43

Percent Efficiency : 100.0000

D

K-FACTOR (COAL EMIT) DAILY REPORT

THIS REPORT FOR : 03/05/1995

TM	K	KD	Ci	SYM	RBC	IR	HRS	SUMIR	FR	FRF	KT	HVI	sumHVI	HVT	TEMP	RH	WD	WDSP	#Cc	sumHVIc
1	3.29	3.25	0		0	0.00	0.0	0.000	1.00	1.00	76.96	1.41	1.41	39.75	41	98	27	7	0.0	0.00
2	3.38	3.38	0		0	0.00	0.0	0.000	1.00	1.00	80.96	2.86	2.86	39.75	41	96	28	7	0.0	0.00
3	2.18	2.18	0		0	0.00	0.0	0.000	1.00	1.00	54.72	3.80	3.80	39.75	41	95	19	5	0.0	0.00
4	2.58	2.58	0		0	0.00	0.0	0.000	1.00	1.00	62.95	4.91	4.91	39.75	41	95	25	5	0.0	0.00
5	2.52	2.52	0		0	0.00	0.0	0.000	1.00	1.00	61.76	5.99	5.99	39.75	40	93	21	5	0.0	0.00
6	3.57	3.57	0		0	0.00	0.0	0.000	1.00	1.00	81.83	7.53	7.53	39.75	40	94	34	8	0.0	0.00
7	4.38	4.38	0		0	0.00	0.0	0.000	1.00	1.00	96.28	9.40	9.40	39.75	39	92	44	9	0.0	0.00
8	4.68	4.68	0		0	0.00	0.0	0.000	1.00	1.00	101.49	11.42	11.42	39.75	41	84	40	9	0.0	0.00
9	3.96	3.96	0		0	0.00	0.0	0.000	1.00	1.00	89.98	13.12	13.12	39.75	43	82	51	7	0.0	0.00
10	5.57	5.57	0		0	0.00	0.0	0.000	1.00	1.00	114.09	15.51	15.51	39.75	42	82	89	10	0.0	0.00
11	6.13	6.13	0		0	0.00	0.0	0.000	1.00	1.00	121.98	18.15	18.15	39.75	41	85	90	11	0.0	0.00
12	4.37	4.37	0		0	0.00	0.0	0.000	1.00	1.00	99.00	20.02	20.02	39.75	42	89	84	8	0.0	0.00
13	4.81	4.81	0		0	0.00	0.0	0.000	1.00	1.00	104.27	22.09	22.09	39.75	42	88	83	9	0.0	0.00
14	5.59	5.59	0		0	0.00	0.0	0.000	1.00	1.00	112.86	24.49	24.49	39.75	42	87	86	10	0.0	0.00
15	5.12	5.12	0		0	0.00	0.0	0.000	1.00	1.00	108.23	26.69	26.69	39.75	43	86	82	9	0.0	0.00
16	4.86	4.86	0		0	0.00	0.0	0.000	1.00	1.00	105.82	28.77	28.77	39.75	42	90	79	9	0.0	0.00
17	4.41	4.41	0		0	0.00	0.0	0.000	1.00	1.00	102.24	30.67	30.67	39.75	42	94	77	9	0.0	0.00
18	3.95	3.95	0		0	0.00	0.0	0.000	1.00	1.00	99.03	32.36	32.36	39.75	42	94	87	8	0.0	0.00
19	3.60	3.60	0		0	0.00	0.0	0.000	1.00	1.00	96.95	33.91	33.91	39.75	42	92	84	7	0.0	0.00
20	3.91	3.91	0		0	0.00	0.0	0.000	1.00	1.00	98.49	35.59	35.59	39.75	41	96	89	8	0.0	0.00
21	2.53	2.53	0		0	0.00	0.0	0.000	1.00	1.00	92.96	36.68	36.68	39.75	41	95	109	5	0.0	0.00
22	2.62	2.62	0		0	0.00	0.0	0.000	1.00	1.00	93.23	37.80	37.80	39.75	41	95	112	5	0.0	0.00
23	2.71	2.71	0		0	0.00	0.0	0.000	1.00	1.00	93.41	38.96	38.96	39.75	42	94	140	5	0.0	0.00
24	1.83	1.83	0		0	0.00	0.0	0.000	1.00	1.00	92.53	39.75	39.75	39.75	42	95	163	4	0.0	0.00

Total emmission for 1995 : 39.75

Percent Efficiency : 100.0000

K-FACTOR (COAL EMIT) DAILY REPORT

THIS REPORT FOR : 03/06/1995

TM	K	KD	Ci	SYM	RBC	IR	HRS	SUMIR	FR	FRF	KT	HVI	sumHVI	HVT	TEMP	RH	WD	WDSP	%Cc	sumHVIc
1	1.16	0.12	0	R	1	0.01	1.0	0.010	0.10	0.10	27.82	0.03	0.03	10.50	42	96	172	2	0.0	0.00
2	1.73	0.00	0	R	2	0.07	0.0	0.080	0.00	0.00	40.99	0.00	0.03	6.45	42	98	215	4	1.0	0.00
3	1.59	0.00	0		2	0.02	0.0	0.105	0.00	0.00	37.85	0.00	0.03	6.25	42	100	200	3	1.0	0.00
4	2.01	0.00	0		2	0.01	0.0	0.190	0.00	0.00	46.72	0.00	0.03	6.00	42	101	198	4	1.0	0.00
5	1.82	0.00	0		2	0.00	1.0	0.190	0.00	0.00	42.85	0.00	0.03	5.77	43	101	184	4	1.0	0.00
6	2.03	0.00	0		2	0.00	2.0	0.190	0.00	0.00	46.90	0.00	0.03	5.51	44	101	178	4	1.0	0.00
7	1.27	0.00	0		2	0.00	3.0	0.190	0.00	0.00	33.17	0.00	0.03	5.35	45	102	176	3	1.0	0.00
8	1.68	0.00	0		2	0.00	4.0	0.190	0.00	0.00	40.24	0.00	0.03	5.13	45	101	161	3	1.0	0.00
9	1.01	0.00	0	R	3	0.02	0.0	0.067	0.00	0.00	29.46	0.00	0.03	3.18	46	102	163	2	0.0	0.00
10	1.19	0.00	0	R	4	0.05	0.0	0.070	0.00	0.00	32.09	0.00	0.03	1.97	46	102	150	2	1.0	0.00
11	0.87	0.00	0		4	0.01	0.0	0.100	0.00	0.00	27.68	0.00	0.03	1.92	46	102	287	2	1.0	0.00
12	1.41	0.00	0		4	0.01	0.0	0.110	0.00	0.00	34.66	0.00	0.03	1.85	47	102	300	3	1.0	0.00
13	1.26	0.00	0		4	0.00	1.0	0.110	0.00	0.00	32.88	0.00	0.03	1.79	48	102	187	2	1.0	0.00
14	1.92	0.00	0		4	0.00	2.0	0.110	0.00	0.00	40.14	0.00	0.03	1.69	49	102	163	4	1.0	0.00
15	1.78	0.00	0		4	0.00	3.0	0.110	0.00	0.00	38.70	0.00	0.03	1.60	50	102	173	3	1.0	0.00
16	5.06	0.01	0		4	0.00	4.0	0.110	0.00	0.00	68.27	0.00	0.04	1.34	51	101	225	9	1.0	0.00
17	4.36	0.03	0		4	0.00	5.0	0.110	0.01	0.01	62.65	0.01	0.04	1.12	52	101	245	8	1.0	0.01
18	4.86	0.08	0		4	0.00	6.0	0.110	0.02	0.02	66.19	0.03	0.06	0.88	52	101	231	9	1.0	0.04
19	4.36	0.12	0		4	0.00	7.0	0.110	0.03	0.03	63.16	0.06	0.10	0.68	52	101	227	8	1.0	0.11
20	3.09	0.14	0		4	0.00	8.0	0.110	0.04	0.04	56.79	0.11	0.14	0.57	52	101	226	6	1.0	0.21
21	0.49	0.03	0		4	0.00	9.0	0.110	0.06	0.06	46.43	0.16	0.19	0.59	52	101	213	1	1.0	0.31
22	1.04	0.09	0		4	0.00	10.0	0.110	0.08	0.08	48.06	0.21	0.25	0.59	53	100	105	2	1.0	0.31
23	3.65	0.38	0		4	0.00	11.0	0.110	0.10	0.10	53.29	0.30	0.33	0.49	49	101	79	7	1.0	0.31
24	2.97	0.37	0		4	0.00	12.0	0.110	0.13	0.13	52.60	0.39	0.43	0.43	50	102	105	6	1.0	0.31

Total emmission for 1995 : 40.18

Percent Effenciecy : 98.5574

D

K-FACTOR (COAL EMIT) DAILY REPORT

THIS REPORT FOR : 03/07/1995

TM	K	KD	Ci	SYM	RBC	IR	HRS	SUMIR	FR	FRF	KT	HVI	sumHVI	HVT	TEMP	RH	WD	WDSP	#Cc	sumHVIc
1	3.70	3.24	0	R	1	0.01	13.0	0.019	0.87	0.87	88.81	1.13	1.13	36.10	49	102	93	7	0.0	0.00
2	3.28	0.00	0	R	2	0.07	0.0	0.088	0.00	0.00	79.13	0.00	1.13	22.81	47	102	87	7	1.0	0.00
3	4.33	0.00	0		2	0.02	0.0	0.101	0.00	0.00	102.16	0.00	1.13	22.16	47	102	73	9	0.0	0.00
4	4.51	0.00	0		2	0.01	0.0	0.190	0.00	0.00	105.97	0.00	1.13	21.47	46	102	86	9	0.0	0.00
5	3.44	0.00	0		2	0.00	1.0	0.190	0.00	0.00	84.67	0.00	1.13	20.94	47	103	122	7	0.0	0.00
6	3.95	0.00	0		2	0.00	2.0	0.190	0.00	0.00	94.24	0.00	1.13	20.31	48	103	145	8	0.0	0.00
7	3.57	0.01	0		2	0.00	3.0	0.190	0.00	0.00	87.52	0.02	1.14	19.75	48	103	159	7	0.0	0.00
8	1.60	0.02	0		2	0.00	4.0	0.190	0.01	0.01	54.00	0.08	1.20	19.55	50	103	166	3	0.0	0.00
9	3.30	0.00	0	R	3	0.02	0.0	0.067	0.00	0.00	81.21	0.00	1.20	12.49	51	103	126	6	0.0	0.00
10	0.00	0.00	0	R	4	0.05	1.0	0.020	0.16	0.16	0.00	0.00	1.20	8.41	0	0	0	0	1.0	0.00
11	3.62	0.00	0	R	5	0.05	0.0	0.137	0.00	0.00	82.41	0.00	1.20	5.62	53	103	158	7	2.0	0.00
12	1.30	0.00	0		5	0.01	0.0	0.090	0.00	0.00	52.14	0.00	1.20	5.57	63	94	108	2	0.0	0.00
13	3.59	0.00	0		5	0.01	0.0	0.100	0.00	0.00	79.68	0.00	1.20	5.42	67	80	170	4	0.0	0.00
14	8.37	0.00	0		5	0.00	1.0	0.100	0.00	0.00	132.22	0.00	1.20	5.06	70	70	182	8	0.0	0.00
15	9.65	0.10	0		5	0.00	2.0	0.100	0.01	0.01	145.05	0.02	1.22	4.64	69	77	173	11	0.0	0.00
16	10.56	0.51	0		5	0.00	3.0	0.100	0.05	0.05	153.26	0.12	1.32	4.26	69	80	174	12	0.0	0.00
17	10.16	1.05	0		5	0.00	4.0	0.100	0.10	0.10	150.03	0.32	1.53	3.99	69	76	176	11	0.0	0.00
18	10.19	1.65	0		5	0.00	5.0	0.100	0.16	0.16	150.24	0.63	1.84	3.82	66	79	168	12	0.0	0.00
19	8.90	1.96	0		5	0.00	6.0	0.100	0.22	0.22	142.52	1.01	2.21	3.77	64	82	169	11	0.0	0.00
20	7.91	2.16	0		5	0.00	7.0	0.100	0.27	0.27	137.59	1.42	2.62	3.80	64	84	178	10	0.0	0.00
21	6.21	1.99	0		5	0.00	8.0	0.100	0.32	0.32	130.78	1.82	3.03	3.91	63	86	182	8	0.0	0.00
22	6.04	2.20	0		5	0.00	9.0	0.100	0.36	0.36	130.26	2.24	3.45	4.05	61	89	170	9	0.0	0.00
23	6.37	2.57	0		5	0.00	10.0	0.100	0.40	0.40	130.93	2.69	3.89	4.19	60	91	164	9	0.0	0.00
24	6.50	2.84	0		5	0.00	11.0	0.100	0.44	0.44	131.05	3.15	4.36	4.36	59	91	168	10	0.0	0.00

Total emmission for 1995 : 44.54

Percent Effenciecy : 99.9998

adjusted to
duplicate spreadsheet

* DATE 03/05/95

DOMINON

KT 93.43 EFF.------> 60.36948

Sb 0.4298968

Sl .3250051

CEunc 40.16525 EIR BF. 0.00 HRS BF 0.00

%EFF/C 0.2439927 FIR BF 0.00 FHRS BF = HRS

Sp 0.0000000 EKF BF 0.00 KT BF 0.00

	K	KD	Ci	ECi	KT	EK/seq	IR	EIR	HRS	Fr	Tf	FIR	EKF	FHRS	Ffr	SL	HVi	EHVi	HVT	Kc	HviC	PASS-O EHviC	#Cc	T'	CT-C'	EK/seqC
B.F.	N/A	N/A	N/A	N/A	0.00	N/A	N/A	0.000	0	0.00	–	0.00	0.00	0.00	0.0000	N/A	N/A	N/A	N/A							
1	3.29	3.29	0	0	78.96	3.29	0.00	0.000	0	1.00	36	0.00	0.00	0.00	1.0000	0.4298968	1.41	1.41	40.17	0	0.00	0.00	0	0	0.00	0.00
2	3.39	3.39	0	0	81.26	6.68	0.00	0.000	0	1.00	36	0.00	0.00	0.00	1.0000	0.4298968	2.87	2.87	40.17	0	0.00	0.00	0	0	0.00	0.00
3	2.19	2.19	0	0	54.86	8.87	0.00	0.000	0	1.00	36	0.00	0.00	0.00	1.0000	0.4298968	3.81	3.81	40.17	0	0.00	0.00	0	0	0.00	0.00
4	2.58	2.58	1	1	63.05	2.58	0.00	0.000	0	1.00	36	0.00	0.00	0.00	1.0000	0.2740697	0.71	4.52	21.23	0	0.00	0.00	0	0	0.00	0.00
5	2.52	2.52	0	1	61.85	5.10	0.00	0.000	0	1.00	36	0.00	0.00	0.00	1.0000	0.2757712	1.41	5.22	21.45	0	0.00	0.00	0	0	0.00	0.00
6	3.57	3.57	0	1	81.80	8.67	0.00	0.000	0	1.00	36	0.00	0.00	0.00	1.0000	0.2781499	2.41	6.22	21.77	0	0.00	0.00	0	0	0.00	0.00
7	4.38	4.38	0	1	96.38	13.05	0.00	0.000	0	1.00	36	0.00	0.00	0.00	1.0000	0.2810182	3.67	7.48	22.18	0	0.00	0.00	0	0	0.00	0.00
8	4.68	4.68	1	2	101.48	4.68	0.00	0.000	0	1.00	36	0.00	0.00	0.00	1.0000	0.1800837	0.84	8.32	17.06	0	0.00	0.00	0	0	0.00	0.00
9	3.96	3.96	0	2	89.96	8.64	0.00	0.000	0	1.00	40	0.00	0.00	0.00	1.0000	0.1818102	1.57	9.05	17.30	0	0.00	0.00	0	0	0.00	0.00
10	5.57	5.57	0	2	114.11	14.21	0.00	0.000	0	1.00	40	0.00	0.00	0.00	1.0000	0.1841888	2.62	10.10	17.64	0	0.00	0.00	0	0	0.00	0.00
11	6.13	6.13	0	2	121.95	20.34	0.00	0.000	0	1.00	40	0.00	0.00	0.00	1.0000	0.1867406	3.80	11.28	18.03	0	0.00	0.00	0	0	0.00	0.00
12	4.37	4.37	1	3	99.07	4.37	0.00	0.000	0	1.00	40	0.00	0.00	0.00	1.0000	0.1195775	0.52	11.80	15.72	0	0.00	0.00	0	0	0.00	0.00
13	4.80	4.80	0	3	104.23	9.17	0.00	0.000	0	1.00	40	0.00	0.00	0.00	1.0000	0.1209675	1.11	12.39	15.92	0	0.00	0.00	0	0	0.00	0.00
14	5.59	5.59	1	4	112.92	5.59	0.00	0.000	0	1.00	40	0.00	0.00	0.00	1.0000	0.0776910	0.43	12.82	14.77	0	0.00	0.00	0	0	0.00	0.00
15	5.12	5.12	0	4	108.22	10.71	0.00	0.000	0	1.00	40	0.00	0.00	0.00	1.0000	0.0786457	0.84	13.23	14.90	0	0.00	0.00	0	0	0.00	0.00
1	4.85	4.85	0	4	105.79	15.56	0.00	0.000	0	1.00	40	0.00	0.00	0.00	1.0000	0.0795306	1.24	13.63	15.04	0	0.00	0.00	0	0	0.00	0.00
17	4.41	4.41	0	4	102.27	19.97	0.00	0.000	0	1.00	40	0.00	0.00	0.00	1.0000	0.0803192	1.60	13.99	15.17	0	0.00	0.00	0	0	0.00	0.00
18	3.95	3.95	0	4	99.05	23.92	0.00	0.000	0	1.00	40	0.00	0.00	0.00	1.0000	0.0810127	1.94	14.33	15.29	0	0.00	0.00	0	0	0.00	0.00
19	3.60	3.60	0	4	96.95	27.52	0.00	0.000	0	1.00	40	0.00	0.00	0.00	1.0000	0.0816345	2.25	14.63	15.41	0	0.00	0.00	0	0	0.00	0.00
20	3.91	3.91	0	4	98.50	31.43	0.00	0.000	0	1.00	40	0.00	0.00	0.00	1.0000	0.0822989	2.59	14.97	15.54	0	0.00	0.00	0	0	0.00	0.00
21	2.53	2.53	0	4	92.98	33.96	0.00	0.000	0	1.00	40	0.00	0.00	0.00	1.0000	0.0827228	2.81	15.20	15.63	0	0.00	0.00	0	0	0.00	0.00
22	2.62	2.62	0	4	93.25	36.58	0.00	0.000	0	1.00	40	0.00	0.00	0.00	1.0000	0.0831569	3.04	15.43	15.72	0	0.00	0.00	0	0	0.00	0.00
23	2.71	2.71	0	4	93.43	39.29	0.00	0.000	0	1.00	40	0.00	0.00	0.00	1.0000	0.0836007	3.28	15.67	15.82	0	0.00	0.00	0	0	0.00	0.00
24	2.71	2.71	0	4	93.43	42.00	0.00	0.000	0	1.00	40	0.00	0.00	0.00	1.0000	0.0840393	3.53	15.92	15.92	0	0.00	0.00	0	0	0.00	0.00

DOMINION PASS

DATE 03/05/95

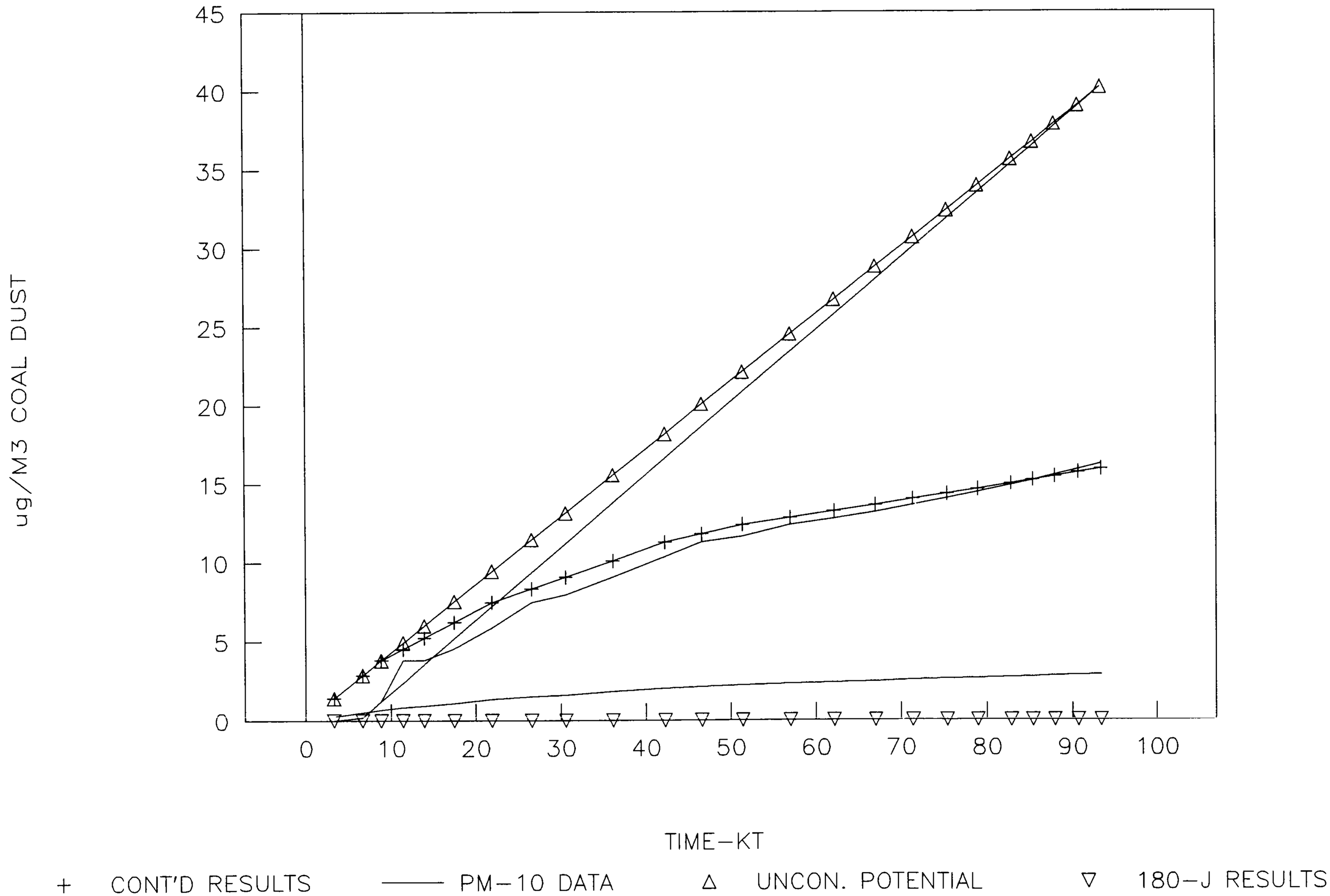

* DATE 03/06/95

DOMINON

KT	51.45	EFF.------>	99.29841														CEunc	20.82595	EIR BF.	0.00	HRS BF	0.00						
Sb	0.4047804																%EFF/C	0.2929607	FIR BF	0.00	FHRS BF =	HRS						
Sl	0.2861956																Sp	0.0000000	EKF BF	0.00	KT BF	0.00						

	K	KD	Ci	ECi	KT	EK/seq	IR	EIR	HRS	Fr	Tf	FIR	EKF	FHRS	Ffr	SL	HVi	EHVi	HVT	Kc	HviC	PASS-O EHviC	#Cc	T'	CT-C'	EK/seqC
B.F.	N/A	N/A	N/A	N/A	0.00	N/A	N/A	0.000	0	0.00	–	0.00	0.00	0.00	0.0000	N/A	N/A	N/A	N/A							
1	1.16	0.11	0	1	27.84	1.16	0.01	0.010	1	0.10	40	0.01	0.00	1.00	0.0986	0.0282273	0.03	0.03	10.19	0	0.00	0.00	0	0	0.00	0.00
2	1.73	0.00	0	2	40.95	1.73	0.07	0.080	0	0.00	40	0.08	0.00	0.00	0.0000	0.0000000	0.00	0.03	6.25	1	0.00	0.00	1	1	0.00	1.73
3	1.59	0.00	0	2	37.87	3.32	0.02	0.105	0	0.00	40	0.11	0.00	0.00	0.0000	0.0000000	0.00	0.03	6.05	1	0.00	0.00	1	1	0.00	3.32
4	2.01	0.00	0	2	46.69	5.33	0.01	0.190	0	0.00	40	0.19	0.00	0.00	0.0000	0.0000000	0.00	0.03	5.80	1	0.00	0.00	1	1	0.00	5.33
5	1.82	0.00	0	2	42.89	7.15	0.00	0.190	1	0.00	40	0.19	0.00	1.00	0.0000	0.0000000	0.00	0.03	5.57	1	0.00	0.00	1	1	0.00	7.15
6	2.03	0.00	0	2	46.88	9.18	0.00	0.190	2	0.00	40	0.19	0.00	2.00	0.0000	0.0000000	0.00	0.03	5.32	0	0.00	0.00	1	1	0.00	0.00
7	1.27	0.00	0	2	33.20	10.45	0.00	0.190	3	0.00	40	0.19	0.00	3.00	0.0000	0.0000001	0.00	0.03	5.16	0	0.00	0.00	1	1	0.00	0.00
8	1.68	0.00	0	2	40.17	12.13	0.00	0.190	4	0.00	40	0.19	0.00	4.00	0.0000	0.0000031	0.00	0.03	4.95	0	0.00	0.00	1	1	0.00	0.00
9	1.01	0.00	0	3	29.45	1.01	0.02	0.068	0	0.00	40	0.07	0.00	0.00	0.0000	0.0000000	0.00	0.03	3.06	0	0.00	0.00	0	1	0.00	1.01
10	1.10	0.00	0	4	30.80	1.10	0.05	0.070	0	0.00	40	0.07	0.00	0.00	0.0000	0.0000000	0.00	0.03	1.90	0	0.00	0.00	1	1	0.00	1.10
11	0.87	0.00	0	4	27.58	1.97	0.01	0.100	0	0.00	40	0.10	0.00	0.00	0.0000	0.0000000	0.00	0.03	1.85	1	0.00	0.00	1	1	0.00	1.97
12	1.41	0.00	0	4	34.60	3.38	0.01	0.110	0	0.00	40	0.11	0.00	0.00	0.0000	0.0000000	0.00	0.03	1.78	1	0.00	0.00	1	1	0.00	3.38
13	1.26	0.00	0	4	32.80	4.64	0.00	0.110	1	0.00	40	0.11	0.00	1.00	0.0000	0.0000000	0.00	0.03	1.72	1	0.00	0.00	1	1	0.00	4.64
14	1.92	0.00	1	5	40.06	1.92	0.00	0.110	2	0.00	40	0.11	0.00	2.00	0.0000	0.0000001	0.00	0.03	1.04	0	0.00	0.00	1	1	0.00	0.00
15	1.77	0.00	0	5	38.56	3.69	0.00	0.110	3	0.00	40	0.11	0.00	3.00	0.0002	0.0000099	0.00	0.03	0.98	0	0.00	0.00	1	1	0.00	0.00
16	5.06	0.01	1	6	68.17	5.06	0.00	0.110	4	0.00	40	0.11	0.00	4.00	0.0017	0.0000533	0.00	0.03	0.53	1	0.00	0.00	2	1	0.00	5.06
17	4.36	0.03	0	6	62.57	9.42	0.00	0.110	5	0.01	40	0.11	0.00	5.00	0.0061	0.0001927	0.00	0.03	0.44	1	0.00	0.00	2	1	0.00	9.42
18	4.06	0.06	0	6	60.47	13.48	0.00	0.110	6	0.01	40	0.11	0.00	6.00	0.0143	0.0004547	0.01	0.04	0.36	1	0.02	0.02	2	1	0.00	13.48
19	4.36	0.11	0	6	62.27	17.84	0.00	0.110	7	0.03	40	0.11	0.00	7.00	0.0263	0.0008424	0.02	0.05	0.28	1	0.06	0.06	2	1	0.00	17.84
20	3.09	0.13	0	6	55.92	20.93	0.00	0.110	8	0.04	40	0.11	0.00	8.00	0.0414	0.0013370	0.03	0.06	0.23	1	0.12	0.12	2	1	0.00	20.93
21	0.49	0.03	0	6	45.52	21.42	0.00	0.110	9	0.06	40	0.11	0.00	9.00	0.0589	0.0019067	0.04	0.07	0.23	1	0.18	0.18	2	1	0.00	21.42
22	1.04	0.08	0	6	47.17	22.46	0.00	0.110	10	0.08	40	0.11	0.00	10.00	0.0782	0.0025364	0.06	0.09	0.22	1	0.26	0.26	2	1	0.00	22.46
23	3.65	0.36	0	6	52.39	26.11	0.00	0.110	11	0.10	40	0.11	0.00	11.00	0.0986	0.0032226	0.08	0.12	0.17	0	0.00	0.26	2	1	0.26	0.00
24	2.71	0.32	0	6	51.45	28.82	0.00	0.110	12	0.12	40	0.11	0.00	12.00	0.1196	0.0039311	0.11	0.15	0.15	0	0.00	0.26	2	1	0.26	0.00

TAKE FORWARD

DOMINION PASS

DATE 03/06/95

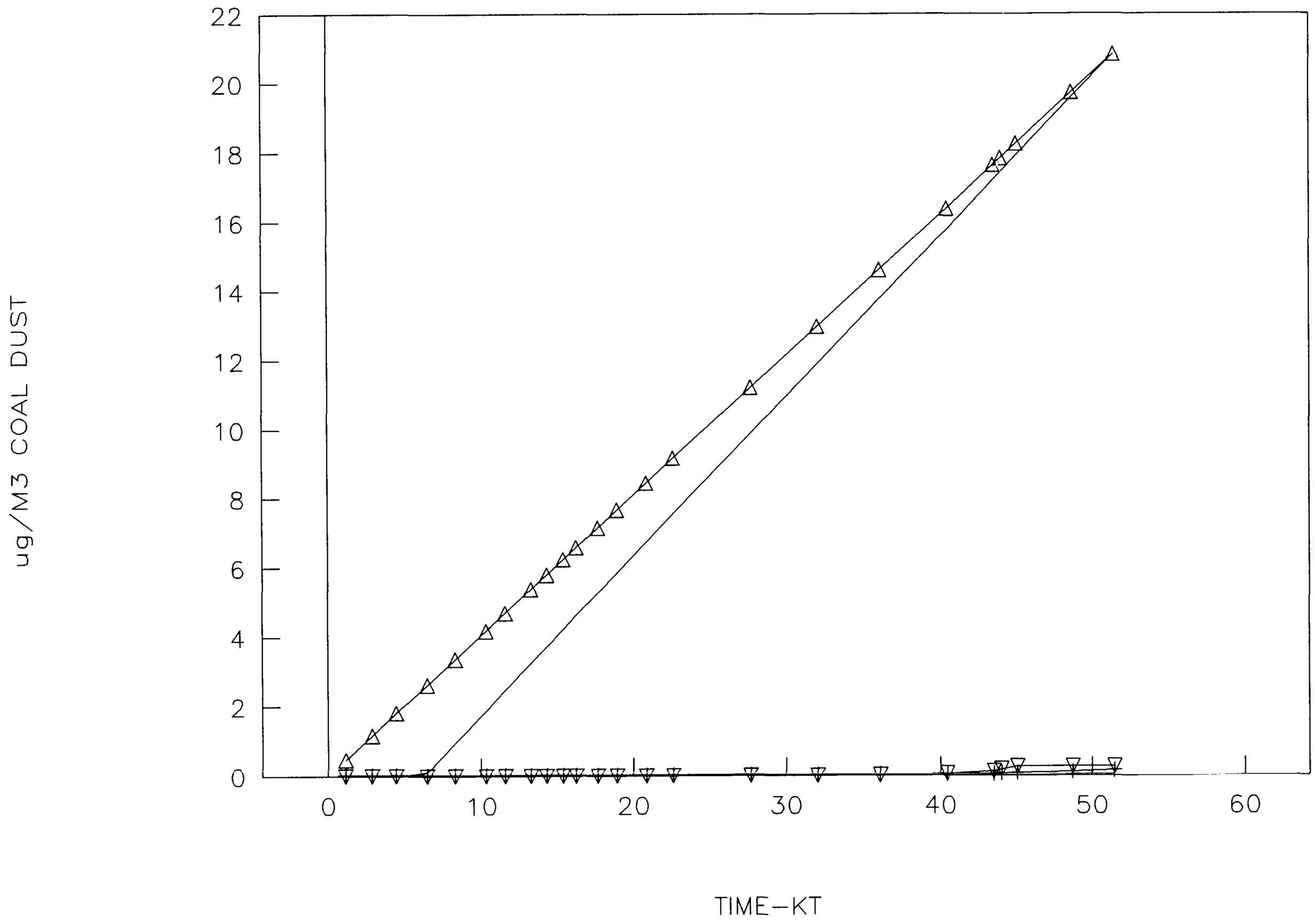

+ CONT'D RESULTS —— PM-10 DATA △ UNCON. POTENTIAL ▽ 180-J RESULTS

* DATE 03/07/95

DOMINON

KT	133.75	EFF.------>	97.31282	CEunc	58.73983	EIR BF.	0.11	HRS BF	12.00
Sb	0.4391763			%EFF/C	0.2046847	FIR BF	0.11	FHRS BF =	HRS
Sl	0.3492836			Sp	0.0000000	EKF BF	0.00	KT BF	51.45

	K	KD	Ci	ECi	KT	EK/seq	IR	EIR	HRS	Fr	Tf	FIR	EKF	FHRS	Ffr	SL	HVi	EHVi	HVT	Kc	HviC	PASS-O EHviC	#Cc	T'	CT-C'	EK/seqC
B.F.	N/A	N/A	N/A	N/A	51.45	N/A	N/A	0.110	12	0.12	–	0.11	0.00	12.00	0.1196	N/A	N/A	N/A	N/A							
1	3.70	3.24	0	1	88.80	3.70	0.01	0.019	13	0.88	40	0.02	0.00	13.00	0.8769	0.3062836	1.13	1.13	37.11	0	0.00	0.00	0	0	0.00	0.00
2	3.28	0.00	0	2	79.14	3.28	0.07	0.088	0	0.00	40	0.09	0.00	0.00	0.0000	0.0000000	0.00	1.13	23.44	0	0.00	0.00	1	0	0.00	3.28
3	4.33	0.00	0	2	102.24	7.61	0.02	0.101	0	0.00	40	0.10	0.00	0.00	0.0000	0.0000000	0.00	1.13	22.80	0	0.00	0.00	0	0	0.00	4.33
4	4.51	0.00	1	3	106.02	4.51	0.01	0.190	0	0.00	40	0.19	0.00	0.00	0.0000	0.0000000	0.00	1.13	14.43	0	0.00	0.00	1	0	0.00	4.51
5	3.44	0.00	0	3	84.62	7.95	0.00	0.190	1	0.00	40	0.19	0.00	1.00	0.0000	0.0000000	0.00	1.13	14.09	0	0.00	0.00	1	0	0.00	0.00
6	3.94	0.00	0	3	94.12	11.89	0.00	0.190	2	0.00	40	0.19	0.00	2.00	0.0002	0.0000310	0.00	1.13	13.70	0	0.00	0.00	1	0	0.00	0.00
7	3.57	0.01	0	3	87.46	15.46	0.00	0.190	3	0.00	40	0.19	0.00	3.00	0.0035	0.0005247	0.01	1.14	13.35	0	0.00	0.00	1	0	0.00	0.00
8	1.60	0.02	1	4	53.97	1.60	0.00	0.190	4	0.01	40	0.19	0.00	4.00	0.0145	0.0013679	0.00	1.14	8.77	0	0.00	0.00	1	0	0.00	0.00
9	3.30	0.00	0	5	81.17	3.30	0.02	0.068	0	0.00	40	0.07	0.00	0.00	0.0000	0.0000000	0.00	1.14	5.84	0	0.00	0.00	0	0	0.00	3.30
10	3.62	0.00	0	6	85.97	3.62	0.05	0.070	0	0.00	40	0.07	0.00	0.00	0.0000	0.0000000	0.00	1.14	4.03	0	0.00	0.00	1	0	0.00	3.62
11	3.00	0.00	0	6	77.29	6.62	0.01	0.100	0	0.00	40	0.10	0.00	0.00	0.0000	0.0000000	0.00	1.14	3.95	0	0.00	0.00	0	0	0.00	3.00
12	1.30	0.00	0	6	55.19	7.92	0.01	0.110	0	0.00	40	0.11	0.00	0.00	0.0000	0.0000000	0.00	1.14	3.91	0	0.00	0.00	0	0	0.00	0.00
13	3.59	0.00	1	7	82.67	3.59	0.00	0.110	1	0.00	40	0.11	0.00	1.00	0.0001	0.0000014	0.00	1.14	2.84	0	0.00	0.00	0	0	0.00	0.00
14	8.37	0.06	1	8	135.25	8.37	0.00	0.110	2	0.01	40	0.11	0.00	2.00	0.0074	0.0001195	0.00	1.14	2.13	0	0.00	0.00	0	0	0.00	0.00
15	9.65	0.37	1	9	148.05	9.65	0.00	0.110	3	0.04	40	0.11	0.00	3.00	0.0381	0.0003970	0.00	1.15	1.70	0	0.00	0.00	0	0	0.00	0.00
16	10.57	0.91	0	9	156.33	20.22	0.00	0.110	4	0.09	40	0.11	0.00	4.00	0.0863	0.0009204	0.02	1.16	1.64	0	0.00	0.00	0	0	0.00	0.00
17	10.16	1.43	0	9	153.05	30.38	0.00	0.110	5	0.14	40	0.11	0.00	5.00	0.1408	0.0015354	0.05	1.19	1.59	0	0.00	0.00	0	0	0.00	0.00
18	10.17	1.99	0	9	153.12	40.55	0.00	0.110	6	0.20	40	0.11	0.00	6.00	0.1952	0.0021724	0.09	1.23	1.55	0	0.00	0.00	0	0	0.00	0.00
19	8.90	2.19	0	9	145.50	49.45	0.00	0.110	7	0.25	40	0.11	0.00	7.00	0.2465	0.0027897	0.14	1.28	1.54	0	0.00	0.00	0	0	0.00	0.00
20	7.92	2.33	0	9	140.60	57.37	0.00	0.110	8	0.29	40	0.11	0.00	8.00	0.2937	0.0033705	0.19	1.34	1.53	0	0.00	0.00	0	0	0.00	0.00
21	6.21	2.09	0	9	133.76	63.58	0.00	0.110	9	0.34	40	0.11	0.00	9.00	0.3365	0.0039033	0.25	1.39	1.54	0	0.00	0.00	0	0	0.00	0.00
22	6.04	2.27	0	9	133.25	69.62	0.00	0.110	10	0.38	40	0.11	0.00	10.00	0.3753	0.0043959	0.31	1.45	1.55	0	0.00	0.00	0	0	0.00	0.00
23	6.38	2.62	0	9	133.93	76.00	0.00	0.110	11	0.41	40	0.11	0.00	11.00	0.4102	0.0048544	0.37	1.51	1.56	0	0.00	0.00	0	0	0.00	0.00
24	6.20	2.74	0	9	133.75	82.20	0.00	0.110	12	0.44	40	0.11	0.00	12.00	0.4418	0.0052784	0.43	1.58	1.58	0	0.00	0.00	0	0	0.00	0.00

DOMINION PASS

DATE 03/08/95

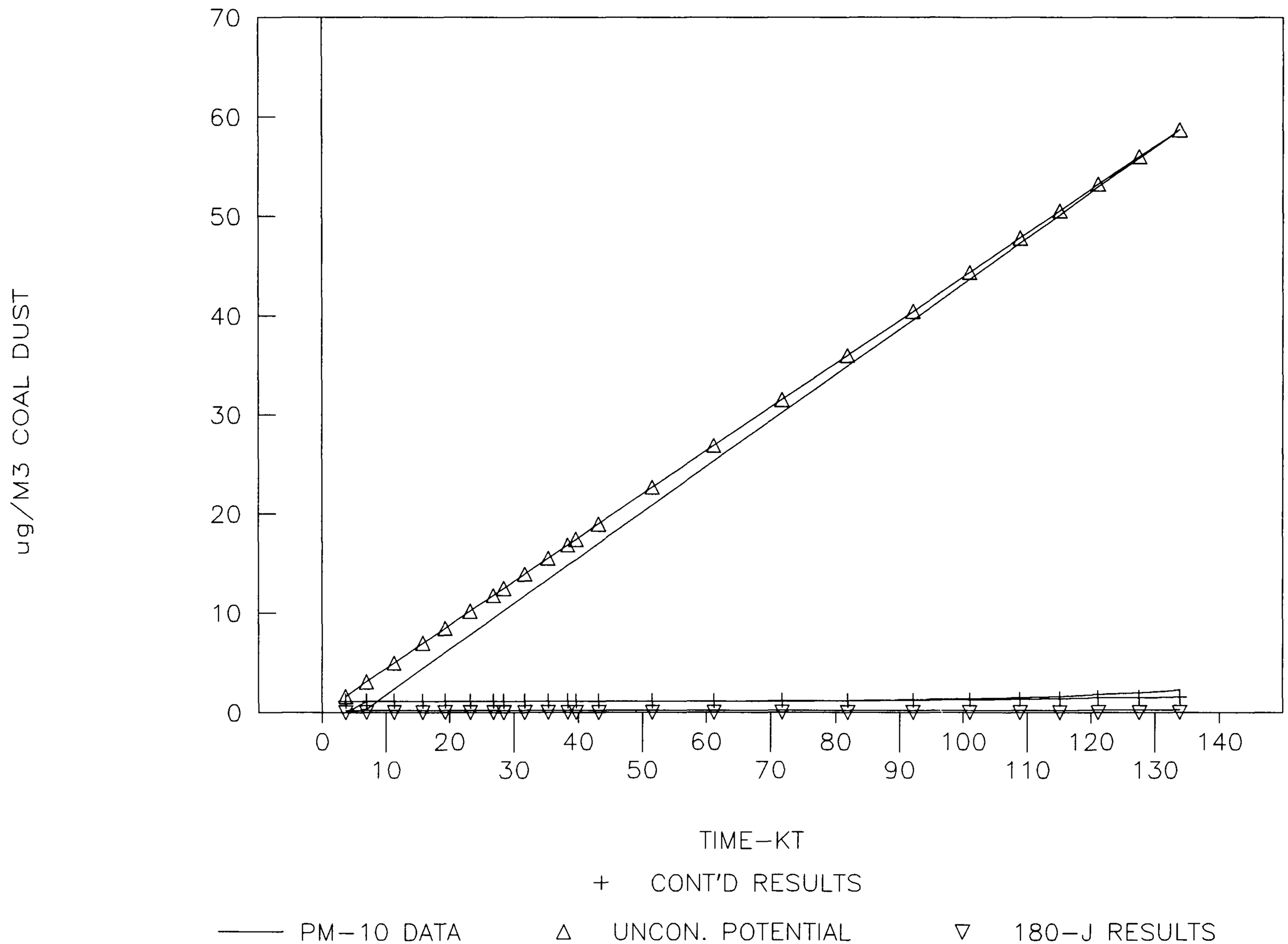

DATE 03/08/95

A3 B3

DOMINON

KT 223.13 EFF.------> 78.68831

Sb 0.4477897

Sl 0.3856972

CEunc 99.91532 EIR BF. 0.00 HRS BF 0.00

%EFF/C 0.1386644 FIR BF 0.00 FHRS BF = HRS

Sp 0.0000000 EKF BF 0.00 KT BF 0.00

ROW 7 →

	K	KD	Ci	ECi	KT	EK/seq	IR	EIR	HRS	Fr	Tf	FIR	EKF	FHRS	Ffr	SL	HVi	EHVi	HVT	Kc	HviC	EHviC	PASS-O #Cc	T'	CT-C'	EK/seqC
B.F.	N/A	N/A	N/A	N/A	0.00	N/A	N/A	0.000	0	0.00	–	0.00	0.00	0.00	0.0000	N/A	N/A	N/A	N/A							
1	6.25	6.25	0	0	150.00	6.25	0.00	0.000	0	1.00	40	0.00	0.00	0.00	1.0000	0.4477897	2.80	2.80	99.92	0	0.00	0.00	0	0	0.00	0.00
2	5.91	5.91	0	0	142.18	12.16	0.00	0.000	0	1.00	40	0.00	0.00	0.00	1.0000	0.4477897	5.45	5.45	99.92	0	0.00	0.00	0	0	0.00	0.00
3	5.77	5.77	0	0	139.10	17.93	0.00	0.000	0	1.00	40	0.00	0.00	0.00	1.0000	0.4477897	8.03	8.03	99.92	0	0.00	0.00	0	0	0.00	0.00
4	6.00	6.00	1	1	143.93	6.00	0.00	0.000	0	1.00	40	0.00	0.00	0.00	1.0000	0.2878775	1.73	9.76	58.28	0	0.00	0.00	0	0	0.00	0.00
5	6.75	6.75	0	1	158.93	12.75	0.00	0.000	0	1.00	40	0.00	0.00	0.00	1.0000	0.2925118	3.73	11.76	59.13	0	0.00	0.00	0	0	0.00	0.00
6	7.21	7.21	0	1	167.67	19.96	0.00	0.000	0	1.00	40	0.00	0.00	0.00	1.0000	0.2973137	5.93	13.96	60.03	0	0.00	0.00	0	0	0.00	0.00
7	6.27	6.27	0	1	150.75	26.23	0.00	0.000	0	1.00	40	0.00	0.00	0.00	1.0000	0.3013687	7.90	15.93	60.80	0	0.00	0.00	0	0	0.00	0.00
8	7.30	0.00	1	2	168.26	7.30	0.03	0.030	0	0.00	40	0.03	0.00	0.00	0.0000	0.0000000	0.00	15.93	43.51	0	0.00	0.00	1	0	0.00	7.30
9	7.90	0.00	0	3	177.86	7.90	0.08	0.110	0	0.00	40	0.11	0.00	0.00	0.0000	0.0000000	0.00	15.93	32.80	0	0.00	0.00	2	0	0.00	7.90
10	8.40	0.02	0	3	185.36	16.30	0.00	0.110	1	0.00	40	0.11	0.00	1.00	0.0028	0.0003594	0.01	15.94	32.12	0	0.00	0.00	2	0	0.00	0.00
11	9.40	0.50	0	3	199.36	25.70	0.00	0.110	2	0.05	40	0.11	0.00	2.00	0.0530	0.0069234	0.18	16.11	31.48	0	0.00	0.00	2	0	0.00	0.00
12	10.40	1.47	0	3	212.36	36.10	0.00	0.110	3	0.14	40	0.11	0.00	3.00	0.1411	0.0188308	0.68	16.61	31.03	0	0.00	0.00	2	0	0.00	0.00
13	9.80	2.26	0	3	205.16	45.90	0.00	0.110	4	0.23	40	0.11	0.00	4.00	0.2302	0.0313115	1.44	17.37	30.85	0	0.00	0.00	2	0	0.00	0.00
14	11.09	3.42	0	3	219.35	56.99	0.00	0.110	5	0.31	40	0.11	0.00	5.00	0.3088	0.0428531	2.44	18.38	30.75	0	0.00	0.00	2	0	0.00	0.00
15	13.05	4.90	0	3	238.95	70.04	0.00	0.110	6	0.38	40	0.11	0.00	6.00	0.3756	0.0532777	3.73	19.67	30.69	0	0.00	0.00	2	0	0.00	0.00
16	15.38	6.64	0	3	259.92	85.42	0.00	0.110	7	0.43	40	0.11	0.00	7.00	0.4320	0.0627473	5.36	21.29	30.67	0	0.00	0.00	2	0	0.00	0.00
17	15.22	0.00	0	4	258.64	15.22	0.01	0.026	0	0.00	40	0.03	0.00	0.00	0.0000	0.0000000	0.00	21.29	26.25	0	0.00	0.00	0	0	0.00	15.22
18	13.50	0.00	0	5	246.60	13.50	0.02	0.030	0	0.00	40	0.03	0.00	0.00	0.0000	0.0000000	0.00	21.29	23.86	0	0.00	0.00	0	0	0.00	0.00
19	11.27	0.00	0	6	233.22	11.27	0.03	0.070	0	0.00	40	0.07	0.00	0.00	0.0000	0.0000000	0.00	21.29	22.61	0	0.00	0.00	1	0	0.00	11.27
20	12.75	0.00	0	7	240.62	12.75	0.19	0.280	0	0.00	40	0.28	0.00	0.00	0.0000	0.0000000	0.00	21.29	21.90	0	0.00	0.00	2	0	0.00	12.75
21	8.44	0.00	0	8	223.38	8.44	0.19	0.500	0	0.00	40	0.50	0.00	0.00	0.0000	0.0000000	0.00	21.29	21.58	0	0.00	0.00	3	0	0.00	8.44
22	8.75	0.00	0	9	224.31	8.75	0.09	0.780	0	0.00	40	0.78	0.00	0.00	0.0000	0.0000000	0.00	21.29	21.41	0	0.00	0.00	4	0	0.00	8.75
23	8.82	0.00	0	9	224.45	17.57	0.00	0.780	1	0.00	40	0.78	0.00	1.00	0.0000	0.0000000	0.00	21.29	21.35	0	0.00	0.00	4	0	0.00	0.00
24	7.50	0.00	0	9	223.13	25.07	0.00	0.780	2	0.00	40	0.78	0.00	2.00	0.0000	0.0000000	0.00	21.29	21.29	0	0.00	0.00	4	0	0.00	0.00

DOMINION PASS

DATE 03/08/95

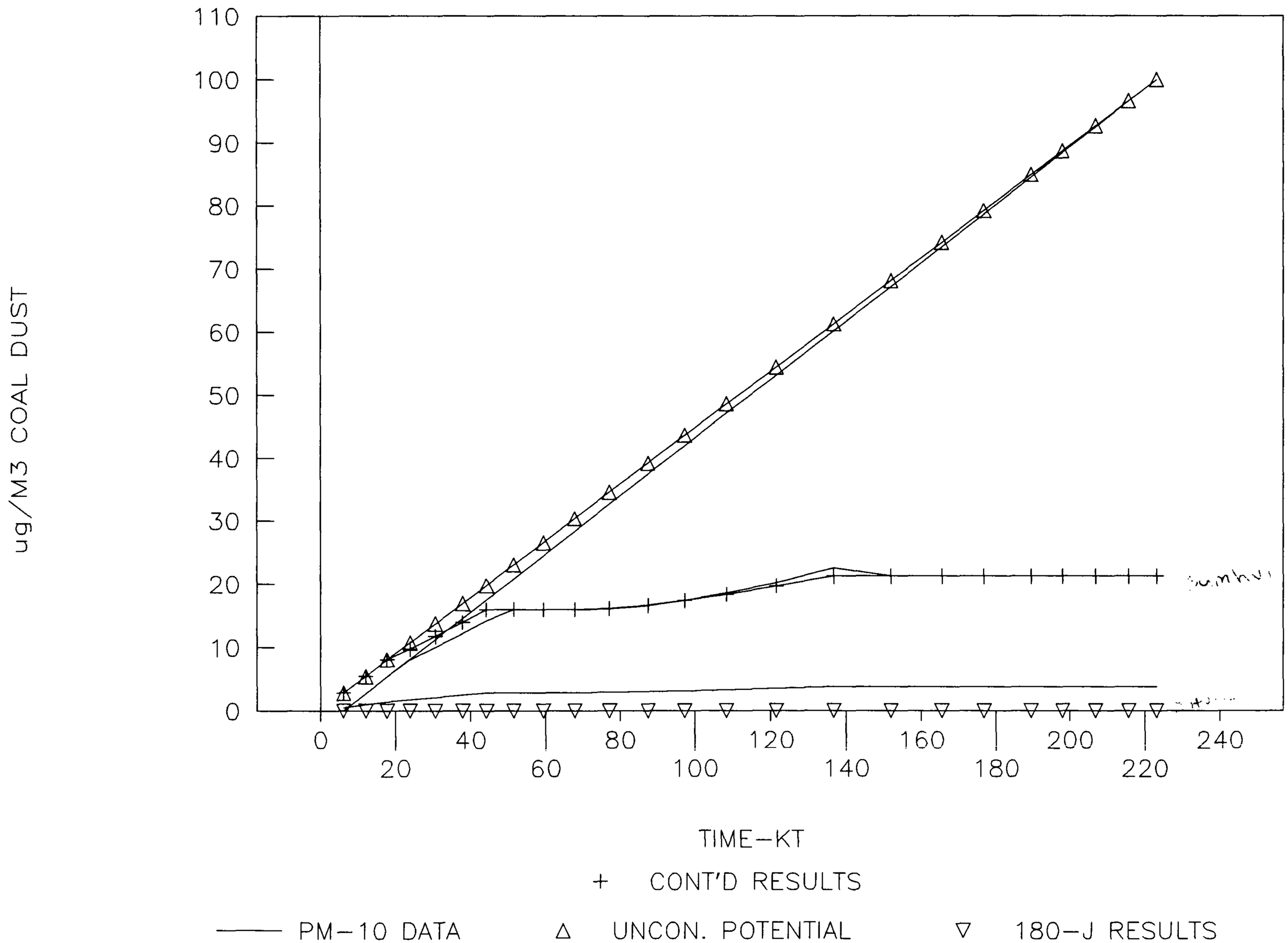

OCR

The following pages contain the Optical Character Recognition text of the preceding scanned images.

COMMONWEALTH OF VIRGINIA
DEPARTMENT OF AIR POLLUTION COffTROL
SOURCE INSPECTION REPORT FORM

I. GENERAL INFORMATION

SOURCE NAME -It- REGISTRATION NO.
J F&_ F9T
LOCATION INSPECTION DATE

COUNTY NO. PLANT ID SOURCE TYPE 7 @ r/. /- 1114 // z

SOURCE CLASS (CIRCLE ALL APPLICABLE CLASSES) A 1 (g) B NSPS PSI) NESliAP TOXIC

SOURCE CONTACT WEATHER CONDITIONS

TYPE OF INSPECTION

9__@SCHEDULED INSPECTION PERMIT COMPLETION

FOLLOW-UP INSPECTION COMPLAINT INVESTIGATION

OTHER (EXPLAIN)
F ANNOUNCED INSPECTION (CIRCLE ONE) YES(o

INSPECTION LEVEL PERFORMED (CIRCLE ONE) 0 1 (j:) 3 4 COMPLIANCE CODE

VEE PERFORMED (CIRCLE ONE) YES. NO INDICATES COMPLIANCE (CIRCLE ONE) YES NO

OPERATING RATE

INSPECTOR STAFF CODE

CODING INFORMATION FOR COMPLIANCE STATUS
0 - UNKNOWN 3 - IN COMPUANCE BY INSPECTION 6 - IN VIOLAT10N. NOT MEEnNG SCHEDU
LE
1 - IN VIOLATION - NO SCHEDULE 4 - IN COMPLIANCE BY CERTIRCATION 7 - IN VIOLAT
ION. UNKNOWN WITH RESPECT
2 - IN COMPLIANCE BY SOURCE TEST 5 - IN VIOLATION, MEETING SCHEDULE TO SCHEDUL
E
8 - NO APPUCABLE STATE REGULATIONS
9 - IN COMPUANCE. CLOSED

11. INSPECTION SUMMARY

Were actual or potential complianS,"roblems identified during this
inspection? YES NO (If yes explain in comments section.)

Complaints: Are compliance problems indicated? YES NO (If yes,
explain in the comment section.)

Does source experience excessive malfunctions? YES NO If yes,
describe:

Has any enforceme 71t__@i on been initiated during the past two years?
'YES NO

Is inspection nee to on-going or recently completed enforcement?
YES @@ NO

II. INSPECTION SUMMARY t,@ONTINUED) PAGE 2
Is there an on-going compliance problem? YES NO 1--@'If yes, describe:

Are there compliance problems involving more than one control or process syste
m?
YES NO
Are all compliance problems indicated above minor? YES NO
If yes, are all compliance problems identified above now resolved?
YES NO
Is a follow-up inspection needed? YES NO
Rate control equipment/process vulnerability '.to upset:
Very High High Average Low
Rate 0 & M practices at the s 'ite:
Very High High V-' Average Low
Rank the source from I (lowest priority) to 4 (highest priority) for an inspec
tion
next year based on your overall evaluation of the sourc e:
III. INSPECTION COMMENTS:

Za@

09-', C
I @,
le", 74 O.-,
oool

ADDITIONAL s a Pagets) NO
INSPECTOR'S SIGNATURE DATE:,@@_@i-
SUPERVISOR'S COMMENTS:

SUPERVISOR'S SIGNATURE DATE:

!II. INSPECTION COMMENTS (CONTINUED) PAGE

-7@@ &W /'(," A-,1764 nowzo

SOURCE NAME, REGISTRATION NO

VXA*1llt1#-1l- 11911alb
LOCATION: INSPECTION DATE

COMMENTS CONTINU

4/ 4-
V, Ize @//

INSPECTOR'S SIGNATURE D A T E
X/p

SUPERVISOR'S SIGNATURE DATE:

DATE 03/07/95
DOMINON
KT 133.75 EFF ------- > 97.31282 CEunc 58.73983 EIR BF. 0.11 HRSBF 12.00
Sb 0.4391763 %EFF/C 0.2046847 FIR BF 0. 1 1 FHRS BF = HRS
Si 0.3492836 Sp 0.0000000 EKF BF 0.00 KT BF 51.45
PASS-0
K KD Cl ECi KT EK/seq IR EIR HFIS Fr Tf FIR EKF FHRS Ffr SL HVi EHVi HVr
Kc HviC EHviC #Cc T' CT-C' EK/seqC
B.F. N/A N/A N/A N/A 51.45 N/A N/A 0.110 12 0.12 - 0.11 0.00 12.00 0.1196 N/A
N/A N/A N/A
1 3.70 3.24 0 1 68.80 3.70 0.01 0.019 13 0.88 40 0.02 0.00 13.00 0.8769 0.3062
836 1.13 1.13 37.11 0 0.00 0.00 0 0 0.00 0.00
2 3.28 0.00 0 2 79.14 3.26 0.07 0.088 0 0.00 40 0.09 0.00 0.00 0.0000 0.000000
0 0.00 1.13 23.44 0 0.00 0.00 i 0 0.00 3.28
3 4.33 0.00 0 2 `102.24 7.81 0.02 0.101 0 0.00 40 0.10 0.00 0.00 0.0000 0.0000
000 0.00 1.13 22.80 0 0.00 0.00 0 0 0.00 4.33
4 4.51 0.00 1 3 106.02 4.51 0.01 0.190 0 0.00 40 0.19 0.00 0.00 0.0000 0.00000
00 0.00 1.13 14.43 0 0.00 0.00 I 0 0.00 4.51
5 3.44 0.00 0 3 84.62 7.95 0.00 0.190 1 0.00 40 0.19 0.00 1.00 0.0000 0.000000
0 0.00 1.13 14.09 0 0.00 0.00 1 0 0.00 0.00
8 3.04 0.00 0 3 94.12 11.89 0.00 0.190 2 0.00 40 0.19 0.00 2.00 0.0002 0.00003
10 0.00 1.13 13.70 0 0.00 0.00 I 0 0.00 0.00
7 3.57 0.01 0 3 87.46 15.46 0.00 0.190 3 0.00 40 0.19 0.00 3.00 0.0035 0.00052
47 0.01 1.14 13.35 0 0.00 0.00 I 0 0.00 0.00
8 1.60 0.02 1 4 53.97 1.80 0.00 0.190 4 0.01 40 O.,19 0.00 4.00 0.0`145 0.0013
879 0.00 1.14 8.77 0 0.00 0.00 I 0 0.00 0.00
9 3.30 0.00 0 5 61.17 3.30 0.02 0.088 0 0.00 40 0.07 0.00 0.00 0.0000 O.ODOOOO
O 0.00 1.14 5.8.4 0 0.00 0.00 0 0 0.00 3.30
10 3.62 0.00 0 6 85.97 3.62 0.05 0.070 0 0.00 40 0.07 0.00 0.00 0.0000 0.00000
00 0.00 1.14 4.03 0 0.00 0.00 I 0 0.00 3.62
ii 3.00 0.00 0 6 77.29 6.62 0.01 0.100 0 0.00 40 0.10 0.00 0.00 0.0000 0.00000
00 0.00 1.14 3.95 0 0.00 0.00 0 0 0.00 3.00
12 1.30 0.00 0 6 55.19 7.92 0.01 0.110 0 0.00 40 0.11 0.00 0.00 0.0000 0.00000
00 0.00 1.14 3.91 0 0.00 0.00 0 0 0.00 0.00
13 3.59 0.00 1 7 82-67 3.59 0.00 0.110 I 0.00 40 0.11 0.00 1.00 0.0001 0.00000
14 0.00 1.14 2.84 0 0.00 0.00 0 0 0.00 0.00
14 8.37 0.06 1 8 135.25 8.37 0.00 0.110 2 0.01 40 0.11 0.00 2.00 0.0074 0.0001
195 0.00 1.14 2.13 0 0.00 0.00 0 0 0.00 0.00
15 9.65 0.37 1 9 148.05 9.65 0.00 0.110 3 0.04 40 0.11 0.00 3.00 0.0381 0.0003
970 0.00 1.15 1.70 0 0.00 0.00 0 0 0.00 0.00
16 10.57 0.91 0 9 156.33 20.22 0.00 0.110 4 0.09 40 OM 0.00 4.00 0.0883 0.000
9204 0.02 1.16 1.64 0 0.00 0.00 0 0 0.00 0.00
17 10.16 1.43 0 9 153.05 30.38 0.00 0.110 5 0.14 40 0.11 0.00 5.00 0.1408 0.0
015354 0.05 1.19 1.59 0 0.00 0.00 0 0 0.00 0.00
18 10.17 1.99 0 9 153.12 40.55 0.00 0.110 6 0.20 40 0.11 0.00 6.00 0.1952 0.0
021724 0.09 1.23 1.55 0 0.00 0.00 0 0 0.00 0.00
19 8.90 2.19 0 9 145.50 49.45 0.00 0.110 7 0.25 40 0.11 0.00 7.00 0.2465 0.002
7897 0.14 1.28 1.54 0 0.00 0.00 0 0 0.00 0.00
20 7.92 2.33 0 9 140.60 57.37 0.00 0.110 8 0.29 40 0.11 0.00 8.00 0.2937 0.003
3705 0.19 1.34 1.53 0 0.00 0.00 0 0 0.00 0.00
21 6.21 2.09 0 9 133.76 63.58 0.00 0.110 9 0.34 40 0.11 0.00 9.00 0.3385 0.003
9033 0.25 1.39 i.54 0 0.00 0.00 0 0 0.00 0.00
22 6.04 2.27 0 9 133.25 69.62 0.00 0.110 10 0.38 40 0.11 0.00 10.00 0.3753 O.O
D43959 0.31 1.45 1.55 0 0.00 0.00 0 0 0.00 0.00
23 8.38 2.62 0 9 133.93 76.00 0.00 0.110 11 0.41 40 0.11 0.00 11.00 0.4102 0.0
048544 0.37 1.51 1.56 0 0.00 0.00 0 0 0.00 0.00
24 6.20 2.74 0 9 '133.75 82.20 0.00 0.110 12 0.44 40 0.11 0.00 12.00 0.4418 0.
0052784 0.43 1.58 1.58 0 0.00 0.00 0 0 0.00 0.00

DATE 03/0%"
DOMINON
Kr 223.13 EFF ------- > 78.e5a3l CEunc 99.91 SV BR BF. 0.00 HFtS SF 0.00
Sb . 0.4477897 %EFF/C 0.138W" FIR BF 0.00 FHFtS BF - HFtS
a 0.3050M Sp 0.000ODDO EKF BF 0.00 Kr SF 0.00

 K PASS-0
KD Cl ECI Kr EKfo" IR EIR HRS Fr Tt FIR EKF FHFtS Pir SL w EFM HVr Kc Hv
IC EHvIC *Cc T' CT-C' EK1"qC *Cmq (I - EFF) Si
B.F. WA POA IWA PWA 0.00 PWA WA 0.000 0 0.00 - 0.00 0.00 0.00 O.OODO WA fWA
  IWA FWA
1 0.25 &25 0 0 150.00 6.25 0.00 0.000 0 1.00 40 0.00 0.00 0.00 1.0000 0.4477W7
 2AD 2.aO 99.92 0 0.00 0.00 0 0 0.00 0.00 0 1.000000 0.4477W7
2 5.91 &91 0 0 uva 12.18 0.00 0.000 0 1.00 40 0.00 0.00 0.00 1.0000 0.4477BO7
&45 &45 99.92 0 0.00 0.00 0 0 0.00 0.00 0 1.000000 0.4477W7
3 5.77 5.77 0 0 139.10 17.93 0.00 0.000 0 1.00 40 0.00 0.00 0.00 1.0000 0.4477
a97 8.03 &03 99.92 0 OM 0.00 0 0 OM 0.00 0 I.OODOOO 0.44?7a97
4 G.w Gw I I M93 &W 0.00 0.000 0 1.00 40 O.OD O.W 0.00 1.0000 0.2a7B775 1.73 9
.70 58.25 0 0.00 0.00 0 0 0.00 0.00 I 0.642a95 0.4477aQ7
5 0.75 6.75 0 1 155.93 12.75 0.00 0.000 0 l.W 40 OM 0.00 0.00 i.0000 0.2025118
 3.73 11.76 59.13 0 0.00 0.00 0 0 OM OM 1 0.053235 0.4477au7
a 7.21 7.21 0 i 167.67 19.96 0.00 0.000 0 l.W 40 0.00 0.00 0.00 1.0000 0.29731
37 5.93 13.96 00.03 0 OM 0.00 0 0 0.00 0.00 I oemosa 0.4477aQ7
7 &27 6.27 0 1 150.75 26.23 0.00 0.000 0 1.00 40 OM 0.00 0.00 I.OODO 0.30i 3W7
 7.90 M93 som 0 0.00 0.00 0 0 OM 0.00 I O.MO14 0.4477a97
a 7.30 O.W 1 2 105.26 7.30 0.03 0.030 0 0.00 40 0.03 0.00 0.00 0.0000 0.0000ow
 0.00 15.93 43.51 0 OM 0.00 I 0 OM 7.3o 1 0.644902 0.3013057
9 7.90 0.00 0 3 177.86 7.90 0.05 0.110 0 0.00 40 0.11 0.00 0.00 0.0000 0.00000
00 OM 1&93 32.ao o 0.00 O.W 2 0 OM 7.9D 1 o.645a2g 0.1043534
i 0 a.4o 0.02 0 3 la5.36 16.30 O-W 0.110 I O.W 40 0.11 0.00 i.w o.oo2a 0.00035
94 0.01 15.94 32.12 0 OM 0.00 2 0 OM 0.00 1 O.SW557 0.1943534
1 1 9.40 0.50 0 3 199.36 25.70 O.W 0.110 2 0.05 40 0.11 0.00 2.OD 0.0530 0.008
9234 O.la 16-11 31.45 0 0.00 O.W 2 0 O.W 0.00 I O.M258 0.1943534
1 2 iO.40 i.47 0 3 212.38 35.10 0.00 0.110 3 0.14 40 0.11 0.00 &W 0.1411 ooiaa
am 0.05 16-61 31.03 0 0.00 0.00 2 0 OM 0.00 1 O.W6777 0.1943534
1 3 gao 2.26 0 3 205.16 45.90 0.00 0.110 4 0.23 40 0.11 0.00 4.00 0.23D2 0.031
3115 1.44 17.37 30.a5 0 0.00 0.00 2 0 OM O.W 0000(1 omaag 0.1943534
1 4 ii.ce 3.42 0 3 219.35 50.99 O-W 0.110 5 0.31 40 0.11 0.00 5.w o.3osa 0.042
a531 2.44 M35 30.75 0 OM O.W 2 0 O.W O.W 1 0.714026 0.1943534
1 5 13.05 4.90 0 3 235.95 70.04 O-W 0.110 6 0.38 40 0.11 0.00 6.00 0.3756 0.05
32777 &73 19.67 30.ap 0 OM 0.00 2 0 0.00 0.00 I 0.729a32 0.1943534
1 a M35 6.64 0 3 259.92 a5.42 O.W 0.110 7 0.43 40 0.11 0.00 7.W 0.4320 0.00274
73 5.30 2129 3D.67 0 OM O.OD 2 0 OM 0.00 1 0.747342 0.1943534
1 7 15.22 O.W 0 4 255.64 1&22 0.01 0.026 0 O.W 40 0.03 O.OD O.W O.OODO O.OODOO
W 0.00 2129 26.25 0 O.W OM 0 0 O.W 15.22 1 O.OW946 OA452454
i a 13.50 0.00 0 5 246.60 M50 0.02 0.030 0 0.00 40 0.03 0.00 0.00 O.ODOO 0.000
0000 OM 21.29 23AS 0 OM OM 0 0 OM 0.00 1 0.054300 0.0954205
1 9 11.27 OM 0 a 233.22 11.27 0.03 0.070 0 0.00 40 0.07 0.00 OM 0.0000 0.0000o
w OM 21.29 22.61 0 0.00 O.W I 0 OM 11.27 1 0.050M 0.0024399
20 12.75 0.00 0 7 240.62 12.75 0.19 0.200 0 0.00 40 0.25 OM OM 0.0000 0.0000ow
 0.00 21.29 21.90 0 OM 0.00 2 0 O.W 12.75 1 0.053235 0.0406478
21 &44 OM 0 a 22&3a &44 0.19 0.500 0 0.00 40 0.50 0.00 OM 0.0000 0.0000ow 0.00
 2129 21.58 0 0.00 O.W 3 0 O.W a.44
22 a.75 0.00 0 a I 0.6"m O.M65me
224.31 &75 0.00 0.700 0 0.00 40 0.75 OM 0.00 0.0000 O.ODOOODO OM 21-29 21.41 0
 OM 0.00 4 0 OM a.75 1 0.647139 0.0171705
23 &a2 O.W 0 9 224.45 17.57 O.W 0.780 1 0.00 40 0.7a OM I.W O.OODO O.OODOOOD 0
.00 21.29 21.35 0 O.OD 0.00 4 0 0.00 OM 1 O.SOD441 0.0171705
24 7.50 0.00 0 9 223.13 25.07 O.W 0.780 2 0.00 40 0.78 0.00 2-00 0.0000 0.0000
000 0.00 2i.29 21.29 0 OM O.W 4 0 OM OM 1 0.671357 0.0171705
+He +Ha +Ka +AKS +Es +AKS +HS +16 +AIG

0IF(AK32-0,(@?IF(131 > -0.0225,@IF(K31 > . 0.9, 0,(PIF(j3l - 48,0.131)),O)),(
IFj@W+ H31 <0.0225,,@IF,(K31 < I.,@IF(AK31 >Oi@IF(E32 - Ew =3,MW H32+ 131))UM
 +AK32))M2) AK32+AI31)))

```
+AK7 *CIR OIF(*ClR32-0,(@IF(ElR31 > -0.0225. IF(Fr3l > -0.9,0, IF(HR831- 48,0,
ElR3l)),O)),( jF(IR32+ IR31 <0.0=, IF(Fr3l < I.C&IF(*CIRSI > 0,@IF(EC132- EC13
 I - 3,*ClFt32,lFt32 + EIR31) lRw"l + *CIR32) #CIR32) *CIR32+ IRMPI
+17 BR (PIF(ES2- E31- 3,91F(M31 -0,0.@IF((((N31 *031)/(M31 *1 0 ^ 6)) 14.02917
) +0.305< 1. 0,0.5)),,@IF(H32>0,(@IF(132>0.0225.0.J 31 + 1)),( IF-031 <0.0225,
0, IF(K3i > -0.9. 0,@IF(J31 - 48,0,J 31 + 1))))))
+K? Fr @IF(EC132- EC131 =3,( IF(FIFt3l - 0,0,@IF((((EKF31 IFHFtS31)/(RFt3i 11
0 - 6))*4.02917) + 0.3DS< 1,0,0.5)),OF;(IR32 >0.(@IF(EIR35>0.0225.0 HRS3l + 1)
) (@F(EIR31 <0.0225,0,(PIF(Fr3i > =0.9,0, &F(HRS31 -48, 0,HR831 + 1))))))
+J7 HRS OIF(AK32>0,(LWIF(AK32<0.0225,(RIF($132<0.0225,(IPIF(K31 < - 0.9, 10 ^
 (-Sl 75.64193Z/$J32/0$3),I),O).(RIF;(J32 -0,0,10 - (-21 S.W'24V3Z'$J32/$B$3)
))) @IF($132<0.Qm.l (PIF(K31 > -0.9,i @IF(J31 = 45,i I 0 ^ ( -21 5.Wl241%32/$
J32/SB$3)))))
+17 EIR OIF(#CIF132>0,((PIF(*CIR32<0.0225,@IF(ElFt32<0.0225,OIF(Fr3I < - 0.9,
 iO 5175.54*ElR32jHRS3Z4(T3), 1),O),@IF(ElFt32=O,O, I 0 ^ (-21 5.W'24*EIFW/@M
32/KT3)))),@IF($EIR32<0.0225,1 C&IF(Fr3l > - 0.9, I LWIF(HFIS31 = 4a, I , I 0
 -21 5.W'24*$E3Ft32/$l
+F(7 IR
+E7 ECI
+A17 lRedl
+M7 FIR
+N7 EKF
+07 FHFtS
```

DATE 03/08/95
DOMINON
KT 223.13 EFF ------- > 78.68831 CEunc 99.91532 EIR BF. 0.00 HRS BF 0.00
Sb 0.4477897 %EFF/C 0.1386644 FIR BF 0.00 FHRS BF - HRS
Si 0.3856972 Sp 0.0000000 EKF BF 0.00 KT BF 0.00
PASS-0
K KD Ci ECi KT EK/seq IR EIR HFtS Fr Tf FIR EKF FHRS Ftr SL HVi E HVi HVT
Kc HviC EHviC #Cc T' CT-C' EK/seqC
B.F. N/A N/A N/A N/A 0.00 N/A N/A 0.000 0 0.00 - 0.00 0.00 0.00 0.0000 N/A N
/A N/A N/A
1 6.25 6.25 0 0 150.00 6.25 0.00 0.000 0 1.00 40 0.00 0.00 0.00 1.0000 0.44778
97 2.80 2.80 99.92 0 0.00 0.00 0 0 0.00 0.00
2 5.91 5.91 0 0 142.18 12.16 0.00 0.000 0 1.00 40 0.00 0.00 0.00 1.0000 0.4477
897 5.45 5.45 99.92 0 0.00 0.00 0 0 0.00 0.00
3 5.77 5.77 0 0 139.10 17.93 0.00 0.000 0 1.00 40 0.00 0.00 0.00 1.0000 0.4477
897 8.03 8.03 99.92 0 0.00 0.00 0 0 0.00 0.00
4 6.00 6.00 I 1 143.93 6.00 0.00 0.000 0 1.00 40 0.00 0.00 0.00 1.OODO 0.28787
75 1.73 9.76 58.28 0 0.00 0.00 0 0 0.00 0.00
5 8.75 6.75 0 1 158.93 12.75 0.00 0.000 0 1.00 40 0.00 0.00 0.00 1.0000 0.2925
118 3.73 11.78 59.13 0 0.00 0.00 0 0 0.00 0.00
a 7.21 7.21 0 1 167.67 19.96 0.00 0.000 0 1.00 40 0.00 0.00 0.00 1.0000 0.2973
137 5.93 13.96 00.03 0 0.00 0.00 0 0 0.00 0.00
7 8.27 6.27 0 1 150.75 26.23 0.00 0.000 0 1.00 40 0.00 0.00 0.00 1.0000 0.3013
687 7.90 15.93 60.80 0 0.00 0.00 0 0 0.00 0.00
8 7.30 0.00 1 2 168.26 7.30 0.03 0.030 0 0.00 40 0.03 0.00 0.00 0.0000 0.00000
00 0.00 15.93 43.51 0 0.00 0.00 1 0 0.00 7.30
9 7.90 0.00 0 3 177.86 7.90 0.08 0.110 0 0.00 40 0.11 0.00 0.00 0.0000 0.00000
00 0.00 15.93 32.80 0 0.00 0.00 2 0 0.00 7.90
10 8.40 0.02 0 3 185.36 16.30 0.00 0.110 I 0.00 40 0.11 0.00 1.00 0.0028 0.000
3594 0.01 15.94 32.12 0 0.00 0.00 2 0 0.00 0.00
1 1 9.40 0.50 0 3 199.W 25.70 0.00 0.110 2 0.05 40 0.11 0.00 2.00 0.0530 0.00O
W34 0.18 16.11 31.48 0 0.00 0.00 2 0 0.00 0.00
12 10.40 1.47 0 3 212.36 36.10 0.00 0.110 3 0.14 40 0.11 0.00 3.00 0.1411 0.01
88308 0.68 16.61 31.03 0 0.00 0.00 2 0 0.00 0.00
13 9.80 2.26 0 3 205.16 45.90 0.00 0.110 4 0.23 40 0.11 0.00 4.00 0.2302 0.031
3115 1.44 17.37 30.85 0 0.00 0.00 2 0 0.00 0.00
14 11.09 3.42 0 3 219.35 56.99 0.00 0.110 5 0.31 40 0. i 1 0.00 5.00 0.3088 0.
0428531 2.44 18.38 30.75 0 0.00 0.00 2 0 0.00 0.00
1 5 13.05 4.90 0 3 238.95 70.04 0.00 0.110 6 0.38 40 0.11 0.00 6.00 0.3756 0.0
532777 3.73 19.67 30.69 0 0.00 0.00 2 0 0.00 0.00
16 i 5.38 6.64 0 3 259.92 85.42 0.00 0.110 7 0.43 40 0.11 0.00 7.00 0.4320 0.0
627473 5.36 21.29 30.67 0 0.00 0.00 2 0 0.00 0.00
1 7 15.22 0.00 0 4 258.64 15.22 0.01 0.026 0 0.00 40 0.03 0.00 0.00 0.0000 0.0
000000 0.00 21.29 26.25 0 0.00 0.00 0 0 0.00 15.22
1 8 13.50 0.00 0 5 246.80 i 3.50 0.02 0.030 0 0.00 40 0.03 0.00 0.00 0.0000 0.
0000000 0.00 21.29 23.86 0 0.00 0.00 0 0 0.00 0.00
I 9 11.27 0.00 0 6 233.22 11.27 0.03 0.070 0 0.00 40 0.07 0.00 0.00 O.OODO 0.0
000000 0.00 21.29 22-61 0 0.00 0.00 I 0 0.00 11.27
20 12.75 0.00 0 7 240.62 `12.75 0.19 0.280 0 0.00 40 0.28 0.00 0.00 0.0000 0.0
000000 0.00 21.29 21.90 0 0.00 0.00 2 0 0.00 12.75
2 1 8.44 0.00 0 8 223.38 8.44 0.19 0.500 0 0.00 40 0.50 0.00 0.00 0.0000 0.000
0000 0.00 21.29 21.58 0 0.00 0.00 3 0 0.00 8.44
22 8.75 0.00 0 9 224.31 8.75 0.09 0.780 0 0.00 40 0.78 0.00 0.00 O.OODO 0.0000
000 0.00 21.29 21.41 0 0.00 0.00 4 0 0.00 8.75
23 8.82 0.00 0 9 224.45 17.57 0.00 0.780 1 0.00 40 0.78 0.00 1.00 0.0000 0.000
woo 0.00 21.29 21.35 0 0.00 0.00 4 0 0.00 0.00
24 7.50 0.00 0 9 223.13 25.07 0.00 0.780 2 0.00 40 0.78 0.00 2.00 0.0000 O.OOD
OOOO 0.00 21.29 21.29 0 0.00 0.00 4 0 0.00 0.00

March 8, 1995

TO: John Stewart
FROM: Linn Wood / Simpson Weather Associates, Inc.
SUBJECT: Dust Control software at Dominion Terminal Associates,

DearJohn,

This fax is to address several issues brought up during your recent visit to DTA regarding the dust control software,

The first issue deals with the missing data at hour'24' in the end-of-day reports, This is a printing problem that intermittently showed up until the operating system was changed from Windows NT to Windows 3.1 1. The printing problem then began to occurr regularly- During the 24th hour, the program properly collects the minute data, averages the data at the end of the hour, stores the data in my backup files, and calls for rainbird cycles it necessary, The program, however, is not writing that 24th hour in the end-of-day report- I am trying to pinpoint the exact cause why the report is ending at hour 23 and will fix the bug as soon as possible. I would like to stress that dust control is still being maintained during the 24th hour.

The second issue regards the carryover of the variable SUMIR from one day to the next. You noticed that several of the end-of-day reports began with a zero value for SUMIR, when in fact, SUMIR should not have been zero. This occurred while the dust control software was running under the Windows NT operating system. Windows NT 3.1 has a bug that caused an error while the dust control software used the COM2 serial port to collect date. When this error occurred, the rain values in memory were overwritten with garbage (very large values). To recover from this error, we had to stop the program and zero out, by hand, the variables associated with rain. It was this ecliting that affected SUMIR. This hand editing procedure only happened over a few day period in February. Since we have switched backed to Windows 3.1 1, SUMIR is carried over correctly.

The final issue regards the k-factor logic that is currently running at DTA. The logic that is running now is the same logic that was permifted in 1989, with the exception of the freeze threshold. Per DTNs request, I changed the freeze threshold from 29 degrees Parenheit to 33 degrees Fareneheit. DTA was experiencing problems using the 29 degree threshold. Last year you gave me a sample spreadsheet containing a new approach to dust suppression that we were planning to run concurrently with the present version. That new approach was never implemented. We wanted to iron out the problems with the present version before trying to use a second method and so the project was put on hold. We are still trying to get the software running on the Windows NT operating system which will allow easier access to d

ata as well as keep
the program from being affected by such things as network crashes.

Please let me know if you have any other questions regarding the dust suppress
ion software
running at DTA.

Sincerely,
Linn Wood

0

K-FACTOR (COAL EMIT) DAILY PJEPORT

THIS REPORT FOR 02/10/1995
TX K YD ei sym RBC IR HRO 3UNIR PR tRy KT mvi au.Hvl HVT TWO RH VD WDBP #Cc a%-HVIc
---
1 23.55 0.00 0 0 0.00 3.0 34.230 0.00 0.00 565.28 0.00 0.00 123.19 36 37 241 21 0.0 0.00
2 25.01 0.00 0 0 0.00 4.0 34.230 0.00 0.00 598-81 0.00 0.00 112.15 36 38 239 23 0.0 0.00
3 25.02 0.00 0 0 0.00 5.0 34.230 0.00 0.00 598.96 0.00 0.00 101.11 36 40 233 24 0.0 0.00
4 20.14 0.00 0 0 0.00 6.0 34.230 0.00 0.00 496.42 0.00 0.00 92.22 36 43 235 21 0.0 0.00
5 7.56 0.00 0 a 0.00 7.0 34.230 0.00 0.00 244.94 0.00 0.00 88.69 36 46 259 8 0.0 0.00
6 4.02 0.00 0 0 0.00 8.0 34.230 0.00 0.00 177.66 0.00 0.00 81. 11 35 48 240 5 0.0 0.00
7 6.13 0.00 0 0 0.00 9.0 34.230 0.00 0.00 215.65 0.00 0.00 84.41 36 49 224 7 0.0 0.00
8 10.34 0.00 1 A I 0.00 10.0 34.230 0.00 0.00 297.14 0.00 0.00 60.08 35 51 220 13 1.0 0.00
9 14.17 0.00 2 3 3 0.00 11.0 34.230 0.00 0.00 348.42 0.00 0.00 20.63 36 47 217 16 3.0 0.00
10 18.41 0.00 I 1 4 0.00 12.0 34.230 0.00 0.00 412.04 0.00 0.00 13.93 37 42 219 18 4.0 0.00
11 12.36 0.00 2 3 6 0.00 13.0 34.230 0.00 0.00 327.32 0.00 0.00 4.74 39 40 220 11 6.0 0.00
12 19.18 0.00 2 3 8 0.00 14.0 34.230 0.00 0.00 416.00 0.00 0.00 1.78 40 40 218 17 8.0 0.00
13 22.20 0.00 0 8 0.00 15.0 34.230 0.00 0.00 452.22 0.00 0.00 1.57 40 49 218 24 8.0 0.00
14 12.31 0.00 1 1 9 0.00 16.0 34.230 0.00 0.00 343.48 0.00 0.00 1.02 38 78 226 22 9.0 0.00
15 9.74 0.00 2 3 11 0.00 17.0 34.230 0.00 0.00 317.80 0.00 0.00 0.33 38 87 227 20 11.0 0.00
16 8.70 0.00 0 11 0.00 18.0 34.230 0.00 0.00 308.46 0.00 0.00 0.30 37 90 220 18 11.0 0.00
17 8.05 0.00 0 11 0.00 19.0 34.230 0.00 0.00 303.22 0.00 0.00 0.27 37 91 220 17 11.0 0.00
is lo. 10 0.00 0 11 0.00 20.0 34.230 0.00 0.00 317.59 0.00 0.00 0.23 37 90 228 21 11.0 0.00
19 9.07 0.00 0 11 0.00 21.0 34.230 0.00 0.00 311.39 0.00 0.00 0.19 37 92 238 20 11.0 0.00
20 8.35 0.00 2 3 13 0.00 22.0 34.230 0.00 0.00 307.80 0.00 0.00 0.06 37 92 243 18 13.0 0.00
21 6.55 0.00 2 3 15 0.00 23.0 34.230 0.00 0.00 300.62 0.00 0.00 0.02 37 93 234 14 15.0 0.00
22 6.88 6.88 1 1 16 0.00 24.0 34.230 0.00 0.00 301.59 0.00 0.00 0.01 37 93 231 15 16.0 0.00
23 7.44 0.00 0 Ft 17 J7. 5 1 0.10 39.936 0.00 0.00 302.71 0.00 0.00 0.00 37 93 236 16 17.0 0.00

T.tal f.,, 1995 3148.27
P...c..t aff..Ci..y 100.0000

0

K-PACTOR (COAL EMIT) DAILY REPORT

THXS REPMT FOR : 02/11/1995

IN x KD Ci OM RBC IR HRB OLMR PR FRP KT HVX ...am HVT TEMP RH ND UDBP *C. 9-
"D.
---
1 6.24 0.00 0 0 0.00 2--0 38.936 0.00 0.00 149.77 0.00 0.00 21.61 38 94 229
 14 0.0 0.00
2 4.21 0.00 0 0 0.00 3.-O 38.936 0.00 0.00 103.04 0.00 0.00 19.88 38 96 226
9 0.0 0.00
3 3.34 0.00 I 1 1 0.00 4..O 38.936 0.00 0.00 83.83 0.00 0.00 8.26 38 96 237 7
1.0 0.00
4 1.42 0-00 0 1 0.00 5.0 38.936 0.00 0.00 43.63 0.00 0.00 8.00 39 96 239 3 1.0
 0.00
5 1.42 0.00 0 1 0.00 6.0 38.936 0.00 0.00 43.58 0.00 0.00 7.75 39 97 246 3 1.0
 0.00
6 1.59 0.00 0 1 0.00 7.0 38.936 0.00 0.00 46.84 0.00 0.00 7.46 38 97 277 4 1.0
 0.00
7 1.64 0.00 0 1 0.00 8.0 38.936 0.00 0.00 47.76 0.00 0.00 7.16 30 101 301 4 1.
0 0.00
a 1.97 0.00 0 R 2 0.01 0.0 4.877 0.00 0.00 53.42 0.00 0.00 4.31 38 102 252 5
2.0 0.00
9 0.68 0.00 0 R 3 22.02 0.0 22.030 0.00 0.00 32.74 0.00 0.00 2.68 38 100 243
2 3.0 0.00
10 1.10 0.00 0 3 0.00 1.0 22.030 0.00 0.00 39.03 0.00 0.00 2.60 39 100 202 2 3
.0 0.00
11 0.90 0.00 0 3 0.00 2.0 22.030 0.00 0.00 36.22 0.00 0.00 2.54 42 92 204 2 3.
0 0.00
12 1.54 0.00 0 3 0.00 3.0 22.030 0.00 0.00 44.48 0.00 0.00 2.42 42 91 276 3 3.
0 0.00
13 0.93 0.00 0 3 0.00 4.0 22.030 0.00 0.00 37.24 0.00 0.00 2.36 46 77 203 1 3.
0 0.00
14 2.78 0.00 0 3 0.00 5.0 22.030 0.00 0.00 57.51 0.00 0.00 2.15 46 77 122 4 3.
0 0.00
15 3.97 0.00 I 1 4 0.00 6.0 22.030 0.00 0.00 69.43 0.00 0.00 1.18 44 82 62 7 3
.0 0.00
16 4.05 0.00 I 1 5 0.00 7.0 22.030 0.00 0.00 70.14 0.00 0.00 0.63 43 83 69 7 3
.0 0.00
17 3.94 0.00 I 1 6 0.00 8.0 22.030 0.00 0.00 69.30 0.00 0.00 0.32 42 83 74 7 3
.0 0.00
18 3.60 0.00 0 6 0.00 9.0 22.030 0.00 0.00 66.93 0.00 0.00 0.25 40 89 89 7 3.0
 0.00
19 2.23 0.00 0 6 0.00 10.0 22.030 0.00 0.00 58.67 0.00 0.00 0.21 40 89 89 4 3.
0 0.00
20 1.71 0.00 a 6 0.00 11.0 22.030 0.00 0.00 56.09 0.00 0.00 0.18 41 Be 92 3 3.
0 0.00
21 1.38 0.00 0 6 0.00 12.0 22.030 0.00 0.00 54.76 0.00 0.00 0.15 42 85 ISO 3 3
.0 0.00
22 2.09 0.00 0 6 0.00 13.0 22.030 0.00 0.00 56.90 0.00 0.00 0.11 42 86 355 4 3
.0 0.00
23 3.01 0.00 0 6 0.00 14.0 22.030 0.00 0.00 58.73 0.00 0.00 0.06 41 B3 359 5 3
.0 0.00

T.t.1 f.. 1995 3148.27
P.,:,Z..t 3ff.mi.,=y 100.0000

K-FACTOR (COAL WaT) DAILY REPORT

THIS REPORT PIOR : 02/12/1995

TN K KD Ci BYM RBC IR HRS SUMIR rR FRF KT HVI ou.HVI HVT TRW RH MD WDBP *Cc
u.HVIc

I 0.00 0.00 0 R 1 43.00 0.0 43.000 0.00 0.00 0.00 0.00 0.00 28.94 43 0 43 0 1.
0 0.00
2 0.00 0.00 0 1 0.00 1.0 43.000 0.00 0.00 0.00 0.00 0.00 28.94, 0 0 0 oe 1.0 0
.00 V
0.00 0.00 0.00 28.94 0 0 0 0 1.0 0.00
3 0.00 0.00 0 1 0.00 2.0 43.000 0.00 0.00
4 0.00 0.00 0 1 0.00 3.0 43.000 0.00 0.00 0.00 0.00 0.00 0 0 0 0 1.0 0.00
5 0.00 0.00 0 1 0.00 4.0 43.000 0.00 0.00 0.00 0.00 0.00 0 0 0 0 1.0 0.00
6 0.00 0.00 0 1 0.00 5.0 43.000 0.00 0.00 0.00 0.00 0.00 28.94 0 0 0 0 1.0 0.0
0
7 0.00 0.00 0 1 0.00 6.0 43.000 0.00 0.00 0.00 0.00 0.00 28.94 0 0 0 0 '1-0 0
.00
8 0.00 0.00 0 1 0.00 7.0 43.000 0.00 0.00 0.00 0.00 0.00 28.911 0 0 0 0 1.0 0.
00
9 0.00 0.00 0 1 0.00 8.0 43.000 0.00 0.00 0.00 0.00 0.00 28.94 0 0 0 0 1.0 0.0
0
30 7.50 0.00 0 1 0.00 9.0 43.000 0.00 0.00 112.57 0.00 0.00 26.72 29 42 323 9
1.0 0.00
11 8.74 0.00 0 1 0.00 10.0 43.000 0.00 0.00 129.91 0.00 0.00 24.18 29 42 311 1
1 1.0 0.00
12 9.60 0.00 0 1 0.00 11.0 43.000 0.00 0.00 141.01 0.00 0.00 21.44 29 41 303 1
2 1.0 0.00
33 10.04 0.00 0 1 0.00 12.0 43.000 0.00 0.00 146.34 0.00 0.00 18.62 29 38 309
11 1.0 0.00
14 10.91 0.00 0 1 0.00 13.0 43.000 0.00 0.00 155.85 0.00 0.00 15.65 29 37 308
12 1.0 0.00
15 11.35 0.00 0 1 0.00 14.0 43.000 0.00 0.00 160.26 0.00 0.00 12.63 30 31 311
10 1.0 0.00
16 12.49 0.00 0 P,--' 21645.0) 0.01648.07 0.00 0.00 170.50 0.00 0.00 6.16 31
28 329 9 2.0 0.00
11 10.74 0.00 0 2 0.00 1.01648.07 0.00 0.00 156.57 0.00 0.00 4.54 31 29 360 9
2.0 0.00
is 6.19 0.00 2 0.00 2.01648.07 0.00 0.00 124.68 0.00 0.00 3.59 28 39 39 7 2.0
0.00
19 6.86 0.00 0 2 0.00 3.01648.07 0.00 0.00 128.69 0.00 0.00 2.54 27 39 36 a 2.
0 0.00
20 4.85 0.00 0 2 0.00 4.01648.07 0.00 0.00 118.67 0.00 0.00 1.80 27 40 37 6 2.
0 0.00
21 4.22 0.00 a 2 0.00 5.01648.07 0.00 0.00 116.14 0.00 0.00 1.16 26 42 32 6 2.
0 0.00
22 2.32 0.00 0 2 0.00 6.01648.07 0.00 0.00 110.44 0.00 0.00 0.80 25 43 5 3 2.0
0.00
23 2.64 0.00 0 2 0.00 7.01648.07 0.00 0.00 111.09 0.00 0.00 0.40 24 42 341 4 2
.0 0.00

Tot.1 f.. 1995 3148.27
Eff ... i..y 100.0000

.x
c

K-FACTOR (COAL CHIT) DAILY PZPOIkT

THIS REPORT FOR : 02/13/1995

IrK x KD ci erym Rsc iR HRS SUMIR FR PAY KT HVI .,.AHVI HVT T04EP RH UD UDBE
 #C. a-UiVIc
---
1 3.72 0.00 0 0 0.00 9.01649.07 0.00 0.00 89.19 0.00 0.00 36.90 23 47 17 6 0.
0 0.00
2 3.05 0.00 a 0 0.00 10.01648.07 0.00 0.00 73.92 0.00 0.00 35.59 22 45 16 5 0.
0 0.00
3 3.12 0.00 0 0 0.00 11.01648.07 0.00 0.00 75.50 0.00 0.00 34.25 22 45 20 5 0.
0 0.00
4 4.56 0.00 0 0 0.00 12.01640.07 0.00 0.00 105.60 0.00 0.00 32.30 22 44 17 8 0
.0 0.00
5 3.90 0.00 0 0 0.00 13.01648.07 0.00 0.00 92.41 0.00 0.00 30.63 22 49 27 7 0.
0 0.00
6 3.66 0.00 0 0 0.00 14.,31648.07 0.00 0.00 87.95 0.00 0.00 29.06 22 53 33 7 0
.0 0.00
7 2.51 0.00 0 0 0.00 15.01648.07 0.00 0.00 67.15 0.00 0.00 27.98 24 58 34 5 0.
0 0.00
a 1.83 0.00 0 0 0.00 16.01648.07 0.00 0.00 55.59 0.00 0.00 27.20 25 54 15 3 0.
0 0.00
9 4.06 0.00 0 0 0.00 17.01648.07 0.00 0.00 91.34 0.00 0.00 25.46 27 49 36 6 0.
0 0.00
10 4.96 0.00 0 0 0.00 18.01648.07 0.00 0.00 104.74 0.00 0.00 23.33 27 48 60 7
0.0 0.00
11 4.88 0.00 0 0 0.00 19.,31648.07 0.00 0.00 103.70 0.00 0.00 21.24 27 59 98 9
 0.0 0.00
12 3.80 0.00 0 0 0.00 20.01648.07 0.00 0.00 99.70 0.00 0.00 19.61 27 59 103 7
0.0 0.00
33 3.52 0.00 0 0 0.00 21.014648.07 0.00 0.00 86.23 0.00 0.00 18.10 27 59 93 6
0.0 0.00
14 3.4e 0.00 0 0 0.00 22.01648.07 0.00 0.00 85.79 0.00 0.00 16.61 20 57 90 6 0
.0 0.00
15 3.69 0.00 0 0 0.00 23.31648.07 0.00 0.00 87.95 0.00 0.00 15.03 30 53 Be 6 0
.0 0.00
16 3.84 3.84 0 0 0.00 24.,31648.07 0.00 0.00 89.29 0.00 0.00 13.39 31 55 86 6
0.0 0.00
17 4.40 4.40 0 0 0.00 25.01648.07 0.00 0.00 93.78 0.00 0.00 11.50 31 57 95 7 0
.0 0.00
.La 6.51 6.51 0 0 0.00 26.111648.07 0.00 0.00 108.55 0.00 0.00 0.71 31 51 137
9 0.0 0.00
19 6.50 6.50 0 0 0.00 27.01648.07 0.00 0.00 109.51 0.00 0.00 5.92 31 53 151 1
0 0.0 0.00
20 5.13 5.13 0 0 0.00 28.131649.07 0.00 0.00 101-63 0.00 0.00 3.72 30 56 159 9
 0.0 0.00
21 2.53 2.53 0 0 0.00 29.01648.07 0.00 0.00 91.24 0.00 0.00 2.64 30 60 158 4 0
.0 0.00
22 2.27 2.27 0 0 0.00 30.01648.07 0.00 0.00 90.46 0.00 0.00 1.66 30 62 170 4 0
.0 0.00
23 2.07 2.07 0 0 0.00 31.131648.07 0.00 0.00 90.03 0.00 0.00 0.78 30 63 183 4
0.0 0.00
24 1.81 1.81 0 0 0.00 32.01649.07 0.00 0.00 89.80 0.00 0.00 0.00 30 66 182 3 0
.0 0.00

T.t.1 f- 1995 3148.27
P.....t Eff.-i-y 100.0000

K-FACTuR (COAL EMIT) DAILY REPORT
70-0

tHiS REPURT Fbk

-ft'i K K-1) Li SYM RK Ik Hkb SUMIR Fk Fk@ Ki HVI sLtMHVI HV'i TEhP RH WD WD SP #Cc 5umHVic
---
3. 21J 3. k, -j B 0 B.& b.@ 6. bo@i I.-CLi 1. bti 78.9i 1.41 1.11 3 fi. -1 5 -
 4 i 36 21 1 b.b &b@
2 1-1. 38 3-58 0 @.@0 0.0 0.@do I.W 1. L40 2. ,i 6 2.86 39. 6 -41 J6 e8 7 0.0
@.@@
3 e.19 ij b 6 b. toLi 0.6 0.00b 1. bot 1. bt, 5,1. 7 'b 13. bb 3. bo 39. 7111
. 4i 9 r. I 9 5 &O @.b6
4 Cf. b8 :38 1 m I 0.011 @.@ O.bub I.uO I.bb 62.Y5 0.il 4.51 21.@@ III 95 e5
5 0A @.@@
I 1.,qb 5.21 21.21-5 4b 9 3 21 5 0.6 @.W
11 2. 5if 2. 52 b 1 6.00 0.8 @.606 1.66 1.60 6 I. 7,4
6 3.57 J_.@7 I 0.0t 8.@ O.Oba 1.0@ I.-Oo 6I.Lio 2.14:1 6.21 21.-Z'15 40 94 1-3
4 8 0.0@
21.9b 3ii 92
14 9 b.0 &W
B.& 0.0 6.008 1.00 1.00 96. ""3 .1. 6'b 7,91 .4
8 4. t,8 4. 68 I A 2 b.bb 0.0 @.to@ 1. li@ 1.t@ 101. -152 0.64 8.31 16.91 141
84 40 9 0.0 O.b@
@j 35. 96 -6. 96 6 2 6.60 0.8 6.6166 1.66 1.00 89. 91i 1.57 9.0.4 17.15 4,@ 8L
, 51 7 6.6 6.0@
10 5.57 5.57 @ 2 @.@@ 0.0 0.000 l.b@ 1A0 114.10 2.62 10.0 17.49 42 82 89 10 0
.0 0.00
11 6.il-3, 6.1-3 0 2 0.00 0.0 6.060 1.60 1.06 121.1119 35.8@ 11.26 17.68 41 85
 96 11 6.0 6.08
12 4.3? 4.37 1 A 3 0.@0 0.0 0.0W I.N I.B8 99.01 0.52 11.78 15.62 42 89 84 8 0.
0 0.00
I 3 4. ft 4 . 80 b 15 0. Bo 6.0 &66 1.0@ I.@0 164.25 1.11 12. 137 15.82 42 88
83 9 0.0 O.W
14 5.69 5.59 1 A 4 O.bg 0.0 8.0W 1.0-10 I.W 112.88 0.43 12.81 14.70 42 87 86
10 0.0 0.00
It, 5.12 5.12 0 4 b.08 6.6 0.066 1.00 I.W 166.2-4- 6.8-9: 13.21 14.6.9" 41-1 8
6 8p 9 b.0 B.b@
16 14.85 4.8-5 0 4 @.@@ 0.0 O.@@@ 1.00 1.00 105.81 1.24 13.61 14.97 .42 W 79 9
 0.0 0.bo
I/' 4.41 4.4i 0 4 0.bCh 0.0 b.bo@ I.& I.Bb 162-25 1.6b 13.97 15.10 42 9.9' 717
 9 b.b b.ft
18 3.J5 &J5 0 4 0.00 0.0 0.gd 1.00 1.W 99.03 1.94 14.31 15.23 42 94 87 8 0.0 0
.00
19 3.6o 3.6o 0 4 0.06 0.0 b.666 I.Ob 1.06 96.94 2.25 14.62 15.3-q 42 92 81q 7
8.6 b.80
20 3.31 3. Ij I 0 4 0.160 0.0 0.8W I.d I.d 98.48 2.59 14.96 15.47 41 96 8'3 8
0.0 0.00
el 2.11-i e.53' b 0.0t 0.0 6.0ob I.& 1.60 92.9'i 2.81 15.16 15.56 41 95 169 5
8.b 0.00
'11-2 2.62 2.h-2 4 0.00 0.0 0.0@0 I.bg 1.00 93.e2 Ji. 04 15. 41 1 '15. 6 5 41
'@ 5 i12 5 @.@ O.b@
 71 I b I 8.60 0.0 b. Bodo 1.bo 1. & 93. 3.28 111:1. 65 1 5. 7, r. .92 94 114
6 5 0.0 b.66
if 4 i.63 1.83 b O.b@ 0. 1i O.buO 1. ID I.t@ -'j 2. 5 13 3.45 Izi. 82 15.82 42
 -j5 163 4 0.0 0.00

iota! emmission foT 1995 3-961a.18
Percent Eftericiecy IWAOUO

T .1 0 UC- TE S T

1:
-C T TT 'LI T T e;
7 0, T 7@T

LI T I T "I @JTT 'ti R T '@j
T 2.

C@ T f77 T il Ci @l T LI

72T 7 -jj
Cl I T R A i@l
T -7@

T 7 7 7 T C! 7 C.,
1@1 FJA
i- LI ti T T C!

.2 7 T
a %I LI T 1 I

C,, T T 7 7r TCt '@l 7 Z@ 171 T 7 C, D. 71

q

C. 771 7:- T n
9 Cl PTT 1"7' T f:, 'A rt 7

-71 T T @.i @t 7 1.4 T a T

.2 C@ C' T f- 7 InT Ci T El 5 li@ T U .1 61 C" E: - P gi C T

1 T Q 11 7 c"I 7a - ;I @i 7 T `1 43 1@ @-i 71

iR Z77 2, T

T T
7a, lil T Cl P

7. T T. 7 f4l

7 51 OR 11
7 7@

pn - C@ T r C;-- p Ci - @j 2

T '@T --a LI @7 T Ci 'f'
Zll@i 0

7 T T 17 i.- T C ;7 C,
NI

C 7P -T
f-n, T T27 4 'a @i rl' I a2

T T T CIF. RL 'P Fl U-T P, T `2

a P..7 aRT rP I 43 v -to - P. 0 a @1, t?. F C T

wrl

7CJ T Ct -r
T q F, F. IT T
4 fi T il

@i T ii 4 N '4 Unq

rjA -1 -.4 7 T H,-! C T J.; -1 H -1 H - i V'

-,I IC, a T 9 I 7 _4
-7@ T
j, 7 T 7..:g,-, -z

Vro
7 fr@l T T _I T 7 I LA l T T LI t@ -T C- li C
7: T T
T P,
17 -P @,l T J@T I 41 17,1 61 T T
C, 7
@R T h- P'T P. F 'Cl '7 p
T 7,7 "IT T C T 7.1
T T.
-r T
;@n T 7 T P T
T I I T T
LI -.a T 1
-T T R PT O 0 W V!
LI '.1 T 1T I C fil N, ct NJ i7 T @A R T
C T
PPT 0 1 I Q T 7T ilf, In T 7 r,7 T P T T F. 1, H Z @7 T
'I @7 T R,3 -,I g,, I 1 14 I @iT T 7 7 ;.C 1;1 7 -7
@l 'R I T ti
Li :a @j 7 P-,l T `1`7 @j PT' Cl Cl 'i,- Pi tl 71
7 T T7
M T
I 'Pi: T T Ct T I
1 T
7-i T 71 tl -T.
-t 71
N 15 7@T i@., I F P, n. C
C' 5I
 T C
1 @7 Z:, I
IT ll@l T C @i. :1 'r
-7T C
:7 T 1 I :z T 6'i Z! 74Z ',I T
Li T Tr I.,
 7
P, C. I Li 71
I T 7
7 T
@IT C. 17 I .1 il T 2 @t

 31H -,i-m 5 T H

1 I T H IT

ci C, V. ci T A -JA T -@Uai 1-4 @ ..;ZD a -i
7

'IT
T a[- OLI

T
'qT @';7 'PI T 7 2 7 I 3
'I LI

4j, @n -r 7
@l T t, T` T
zi 7

T 7 L@ CA 'LI
T
LI '7 T -.T

T
IQC T
7 ij
7 7
T
I rl '@l T 72
!7 T -o'

7 -LI Ci T T f:1. Cl __@i I

.1 7i 'a TT

;T
R Li T Li 7' LI

L-1 71 El 9- ci "i

T @1.
T
L; ILI T LI T @F

T PT
.T.!7 C. -7 a'.

T T Q 7. T P 6 7 T @-lT @t@@q q

7 T T "C: LI
an -1 C." p Et T l TP
T

09 'T 9 @7' O O
t3 T T. :1. T 770. T T ;7 C.,:! T Oi -2 T T

0, C! T 'P 1, T N 'T 21 L
r 71 -T
P T N3 T 01 -3 T -R @l 0 a
T q Z. f7 7@T -IC, T OR T '71 T T
rf.
r T @j T I 61 -q. -,3

S T T
@vm .1 H.4 TAN!
T LI 11 CZ 7 %j

iZT"

H"- T' T T 7; I W',

K-FACTOR (COAL EIUT) DAILY REPOIRT

TEIS PMPORT LIOR 0310511995

TM x iw Li SYM KK IR MW SMIR ER ERF 17 m avaluvl EVr TOW RE WD WDSP *Cc sime Mc
---
; 0 0.00).O 0.0ou 1.0D 1.00 7b.96 1.41 i.4i 3-4.75 41 56 27 7 0.0 0.00
3.3a 1 0 P.110 111.0 0.000 1.00 1.00 80.99 2.8f, 2.86 19.75 41 M 28 17 0.0 0.0 0
?.le 2.1t 0 0 Olfto 0.9 0.000 1.00 1.00 54.72 3.80 3.80 39.75 41 95 19 5 0.0 0 .01D
4 P@Sft 2. 1;6 1) 0 blob 11 I h 0.000 1. too 1. ti(i 62.9s 4.91 4191 39.75 61 *A 25 5 (110 0.00
5 2.S2 2.S2 0 0 0.00 0.0 0.000 1.00 1.00 61.76 5.99 5.99 39.75 40 93 2i 5 0.0 0.00
6 3.57 3.57 0 0 0.00 0.0 0.000 1.00 L.00 $1.83 7.53 7.53 39.75 40 94 34 a 0.0 0.00
7 4.38 4.30 0 0 0.00 0.0 0.000 i.00 1.00 96.28 9.40 9.40 39.75 39 92 of 9 0.0 0.00
a 4.68 4.66 0 0 0.00 -).O 0.000 1.00 1.00 10L.49 IL.42 11.42 39.15 41 64 40 9 0.0 0.00
9 3.96 3.@6 0 0 0.00 0.0 0.000 i.00 1.00 69.98 13.12 13.12 39.75 U 02 Si 7 0.0 0.00
10 5.57 5.57 0 0 0.00 0.* 0.000 1.00 1.00 114.09 15.51 15.51 39.75 41, 82 eg 10 0.0 0.00
11 6.13 6.13 0 0 0.00 0.0 0.000 1.00 1.00 121.90 10.15 10.15 39.75 fl 05 -" 1 1 0.0 0.00
12 4.37 4.37 0 0 0.00 0.0 0.000 1.00 1.00 99.00 20.02 120.02 39.75 42 89 04 0 0.0 0.00
13 4.81 4.61 0 0 0.00 0.0 0.000 1.00 1.00 L04.27 22.09 22.09 39.75 42 86 83 9 0.0 0.00
14 5.52 5.59 0 0 0.00 0.0 0.000 1.00 1.00 112.86 24.49 24.49 32.75 42 87 86 1 0 0.0 0.00
Is S.12 5.12 0 0 0.00 0.0 0.000 i.00 1.00 108.23 26.69 26.69 39.7S 43 86 02 9 0.0 0.00
16 4.86 4.86 0 0 0.00 0.0 0.000 1.00 1.00 105.82 28.77 28.77 39.75 42 90 79 9 0.0 0.00
i7 4.41 4.41 0 0 0.00 0.0 0.000 1.00 1.00 102.24 30.67 30.67 39.75 42 94 77 9 0.0 0.00
it 3.95 @.25 0 0 0.00 D.0 0.000 1.00 1.00 99.03 32.36 32.36 39.75 42 94 87 a 0 .0 0.00
19 3.60 3.50 0 0 0.00 0.0 0,000 1.00 1.00 96.95 33.91 33.91 39.75 42 -42 64 7 0.0 0.00
20 3.91 3.91 a 0 0.00 -D-0 0.000 1.00 1.00 ".49 35.59 3S.59 39.75 41 96 69 a 0 .0 0.00
2L 2.S3 2.63 0 0 0.00 -D.0 0.000 .1.00 1.00 92.96 36.68 36.60 39.75 41 9S 109 s 0.0 0.00
22 2.62 2.62 0 0 0.00 -D.0 0.000 1.00 1.00 93.23 37.80 37.80 32.75 41 95 112 5 0.0 0.00
23 2.71 2.71 0 0 0.00 -D.0 0.000 1.00 i.00 S3.41 38.96 38.96 39.75 42 94 140 s 0.0 0.00
24 1.83 1.93 0 O 0.00 U.0 0.000 1.1io 1.00 92.53 39.75 39.75 39.75 42 95 163 4 0.0 0.00

Total emission for 3995 : 39.75
Vorcwnt Ufftowtocy : 100.0000

K-FACTOR (COAL DUT) DAILY RERW

THIS REPOW FOR 03/06/1996

TM JK JKD Ci SYM RBC IR HRS SWR FR ERF KT jm zuwm NW TZMP RH WD WDSP *Cc svm oVlc
---
1 1.16 0. i2 0 R 1 0.01 L. 0 0.010 0.10 0.10 27.82 0.03 0.03 10.50 42 96 172 2 0.0 0.00
2 1.73 0.00 0 R 2 0.07 (.0 0.080 0.00 0.00 40.99 0.00 0.03 6.45 42 git 215 4 1.0 0.00
3 1.59 0.00 0 2 0.02 0.0 0.105 0.00 0.00 37.85 0.00 0.03 6.25 42 100 200 3 1.0 0.00
4 2.01 0.00 0 2 0.01 0.0 0.190 0.00 0.00 46.72 0.00 0.03 6.00 42 101 198 4 1.0 0.00
6 1.82 0.00 0 2 0.00 1.* 0.190 0.00 0.00 42.65 0.00 0.03 5.77 43 101 184 i 1.0 0.00
6 2.03 0.00 0 2 0.00 12.0 0.190 0.00 0.00 46.90 0.00 0.03 5.51 44 101 178 4 1.0 0.00
7 1.27 0.00 0 2 0.00 3.0 O.i9O 0.00 0.00 33.0 0.00 0.03 6.36 46 102 176 3 1.0 0.00
a 1.68 0.00 0 2 0.00 4.0 0.190 0.00 0.00 40.24 0.00 0.03 5.13 45 101 161 3 1.0 0.00
9 1.01 0.00 0 R 3 0.02 0.0 0.067 0.00 0.00 29.46 0.00 0.03 3.18 46 102 163 2 0.0 0.00
10 1.19 0.00 a R 4 0.05 0.0 0.070 0.00 0.00 32.09 0.00 0.03 1.97 46 102 iso 2 1.0 0.00
31 0.87 0.00 0 4 0.01 0.0 0.100 0.00 0.00 27.68 0.00 0.03 1.92 46 102 287 2 1.0 0.00
12 1.41 0.00 0 4 0.01 010 0.110 0.00 0.00 34.66 0.00 6.01 1.05 47 102 300 3 1.0 0.00
i3 1.26 0.00 0 4 0.00 1.0 O.1iO 0.00 0.00 32.98 0.00 0.03 i.79 48 102 197 2 1.0 0.00
14 1.92 0.00 0 4 0.00 .a.* 0.110 0.00 0.00 44.14 0.00 0.03 1.69 49 102 163 4 1.0 0.00
lb i.76 0.00 0 4 0.00 .1.0 O.i1O 0.00 0.00 38.70 0.00 0.03 1.60 60 M 173 3 1.0 0.00
16 5.06 0.01 0 4 0.00 -1.0 0.110 0.00 0.00 68.27 0.00 0.04 1.34 51 101 225 9 1.0 0.00
17 4.36 0.03 1) 4 0.00 i.0 0.110 0.01 0.01 62.65 0.01 0.04 i.12 52 ioi 245 8 1.0 0.01
la 4.96 0.00 0 4 D.',)O 5.0 0.1.10 0.02 0.02 66.19 0.03 0.06 0.88 52 101 231 9 1.0 0.04
19 4.36 0.12 0 4 0.00 7.0 0.110 0.03 0.03 63.16 0.06 0.10 0.68 52 101 227 8 1.0 0.11
20 3.09 0.14 0 4 0.00 Co 0.110 0.04 0.04 56.79 0.11 0.14 0.57 52 101 226 6 1.0 0.21
21 0.49 0.03 0 4 0.00 :3.0 0.110 0.06 0.06 46.43 0.16 0.19 0.69 sa 101 213 1 1.0 0.31
22 1.04 0.09 0 4 0.00 10.0 0.110 0.08 0.08 48.06 0.21 0.25 0.59 53 100 105 2 1.0 0.31
23 3.66 0.38 0 4 0.00 1.1.0 O.ilo O.io 0.10 53.29 0.30 0.33 0.49 49 101 79 7 i.0 0.31
24 2.97 0.37 0 4 0.00 12.0 0.110 0.13 0.13 52.60 0.39 0.43 0.43 50 102 105 6 1.0 0.31

TcytaLl emlssion for 1995 : 40.18
Percent Stf-enciecy 98.5574

D

X-FACTOR (COAL EMIT) DAILY REPORT

TJUS REPORT IrOR 03/07/1996

TM x XD C2 SIIM RK IR HRS bUOR FR FPY KT NVI summ BVr TIM RH WD WDS #CC SVOMW C

---

1 3.70 3-24 0 A I 0.01 J.'j.0 0.019 0.8i 0.87 88.81 1. la 1.13 36.10 49 iO2 93 7 0.0 0.00

2 28 0.00 t- 17 1.0 0.00
0.ol? (.0 0.088 0.00 0.00 79.13 0.0c 1.13 22.81 47 102 87

3 4.31 0.00 0 ? 0.02 (.0 0.101 0.00 0.00 102-16 0.00 1.13 22.16 47 102 73 9 0.0 0.00

4 4.51 koo a 2 0.01 0.0 0.190 0.00 0.00 10S.97 0.06 1.13 21.47 46 102 86 9 0.0 0.00

s 3.44 0.00 0 2 0.00 1.0 0.190 0.00 0.00 84.67 0.00 1.13 20.94 47 103 122 7 0.0 0.00

6 3.9S 0.00 0 2 0.00 0.190 0.00 0.00 94.24 0.00 1.13 20.31 48 103 145 a 0.0 0.00

7 3.57 0.01 0 a 0.00 0.190 0.00 0.00 87.62 0.02 i.14 19.76 48 103 i&S 7 0.0 0.00

6 1.60 0.02. 0 2 0.00 CO 0.190 0.01 0.01 54.00 0.08 1.20 19.55 50 103 166 3 0.0 0.00

.4 3.30 0.00 0 A 3 0.02 0.0 0.067 0.00 0.00 81.21 0.00 1.20 12.49 51 103 126 6 0.0 0.00

10 0.00 0.00 0 R * 0.05 1.0 0.020 0.16 0.16 0.00 0.00 1.20 8.41 0 0 0 0 1.0 0.00

11 3.62 0.00 0 R 5 0.05 0.0 0.137 0.00 0.00 82.41 0.00 1.20 5.62 53 103 158 7 2.0 0.00

12 1.30 0.00 0 s 0.01 010 0.090 0.00 0.00 S2.14 0.00 1.20 5.57 63 94 108 2 0.0 0.00

13 3.69 0.00 0 6 0.01 *.0 0.100 0.00 0.00 79.68 0.00 1.20 5.42 67 90 170 4 0.0 0.00

14 8.37 0.00 0 S 0.00 1.0 0.100 0.00 0.00 132.22 0.00 1.20 S.06 70 70 182 a 0.0 0.00

is 9.65 0.10 0 s 0.00 111.0 0.100 O.Oi 0.01 145.06 0.02 1.22 4.64 69 77 i73 11 0.0 0.00

16 10.56 0.51 0 5 0.00 3.0 0.100 0.05 0.05 153.26 0.12 1.32 4.26 62 80 174 12
 0.0 0.00

i7 10.16 1.05 0 5 0.00 .1.0 0.100 0.10 0.10 150.03 0.32 1.53 3.99 69 76 176 1
1 0.0 0.00

18 10.19 1.65 0 5 0.00 15.0 0.100 0.16 0.16 150.24 0.63 1.84 3.82 66 79 169 1
2 0.0 0.00

19 S." 1.96 0 5 0.00 -6.0 0.100 0.22 0.22 142.52 1.01 2.21 3.77 64 02 169 11 0
.0 0.00

20 7.91 2.16 0 5 0.00 7.0 0.100 0.27 0.27 137.59 1.42 2.62 3.80 64 84 178 10 0
.0 0.00

21 6.21 1.99 0 5 0.00 8.0 0.100 0.32 0.32 130.78 1.82 3.03 3.91 63 86 192 8 0.
0 0.00

22 6.04 2.20 0 5 0.00 9.0 0.100 0.36 0.36 130.26 2.24 3.45 COS 61 89 170 2 0.0
 0.00

23 6.37 Z.b7 0 5 0.00 1-0.0 0.100 0.40 0.49 i3O.93 2.69 3.89 4.19 60 91 164 9
0.0 0.00

24 6.50 2.84 0 5 0.00 11.0 0.100 0.44 0.44 131.05 3.15 4.36 4.36 59 91 I" 10 0
.0 0.00

Tota-I e. ssion for 1995 44.54

Percent Iftenciecy 99"
V

DATE 03/05/95
DOMINON
KT .93.43 EFF ------- > 80.36948 CEunc 40.16525 EIR BF. 0.00 HRS BF 0.00
Sb 0.4298968 %EFF/C 0.2439927 FIR BF 0.00 FHRS BF HRS
.3250051 Sp 0.0000000 EKF BF 0.00 KT BF 0.00
PASS-0
K KD Ci ECi KT EK/seq IR EIR HRS Fr Tf FIR EKF FHRS Ffr SL HVi EHVI HVT K
c HviC EHviC #Cc T' CT-C' EK/seqC
B. F. N/A N/A N/A N/A 0.00 N/A N/A 0.000 0 0.00 - 0.00 0.00 0.00 0.0000 N/A
N/A N/A N/A
1 3.29 3.29 0 0 78.96 3.29 0.00 0.000 0 1.00 36 0.00 0.00 0.00 1.0000 0.429896
8 1.41 1.41 40.17 0 0.00 0.00 0 0 0.00 0.00
2 3.39 3.39 0 0 81.26 8.88 0.00 0.000 0 1.00 36 0.00 0.00 0.00 1.0000 0.429896
8 2.87 2.87 40.17 0 0.00 0.00 0 0 0.00 0.00
3 2.19 2.19 0 0 54.86 8.87 0.00 0.000 0 1.00 36 0.00 0.00 0.00 1.0000 0.429896
8 3.81 3.81 40.17 0 0.00 0.00 0 0 0.00 0.00
4 2.58 2.58 1 1 63.05 2.58 0.00 0.000 0 1.00 36 0.00 0.00 0.00 1.0000 0.274069
7 0.71 4.52 21.23 0 0.00 0.00 0 0 0.00 0.00
5 2.52 2.52 0 1 61.85 5.10 0.00 0.000 0 1.00 36 0.00 0.00 0.00 1.0000 0.275771
2 1.41 5.22 21.45 0 0.00 0.00 0 0 0.00 0.00
a 3.57 3.57 0 1 81.80 8.67 0.00 0.000 0 1.00 36 0.00 0.00 0.00 1.0000 0.278149
9 2.41 6.22 21.77 0 0.00 0.00 0 0 0.00 0.00
7 4.38 4.38 0 1 96.38 13.05 0.00 0.000 0 1.00 36 0.00 0.00 0.00 1.0000 0.28101
82 3.67 7.48 22.18 0 0.00 0.00 0 0 0.00 0.00
8 4.68 4.68 1 2 101.48 4.68 0.00 0.000 0 1.00 36 0.00 0.00 0.00 1.0000 0.18008
37 0.84 8.32 17.06 0 0.00 0.00 0 0 0.00 0.00
9 3.96 3.96 0 2 89.96 8.64 0.00 0.000 0 1.00 40 0.00 0.00 0.00 1.0000 0.181810
2 1.57 9.05 17.30 0 0.00 0.00 0 0 0.00 0.00
10 5.57 5.57 0 2 114.11 14.21 0.00 0.000 0 1.00 40 0.00 0.00 0.00 1.0000 0.184
1888 2.62 10.10 17.64 0 0.00 0.00 0 0 0.00 0.00
I 1 6.13 6.13 0 2 121.95 20.34 0.00 0.000 0 1.00 40 0.00 0.00 0.00 1.0000 0.18
67406 3.80 11.28 18.03 0 0.00 0.00 0 0 0.00 0.00
12 4.37 4.37 1 3 99.07 4.37 0.00 0.000 0 1.00 40 0.00 0.00 0.00 1.0000 0.11957
75 0.52 11.80 15.72 0 0.00 0.00 0 0 0.00 0.00
13 4.80 4.80 0 3 104.23 9.17 0.00 0.000 0 1.00 40 0.00 0.00 0.00 1.0000 0.1209
675 1.11 12.39 15.92 0 0.00 0.00 0 0 0.00 0.00
14 5.59 5.59 1 4 112.92 5.59 0.00 0.000 0 1.00 40 0.00 0.00 0.00 1.0000 0.0776
910 0.43 12.82 14.77 0 0.00 0.00 0 0 0.00 0.00
IC 5.12 5.12 0 4 108.22 10.71 0.00 0.000 0 1.00 40 0.00 0.00 0.00 1.0000 0.078
6457 0.84 13.23 14.90 0 0.00 0.00 0 0 0.00 0.00
1 4.85 4.85 0 4 105.79 15.56 0.00 0.000 0 1.00 40 0.00 0.00 0.00 1.0000 0.0795
306 1.24 13.83 15.04 0 0.00 0.00 0 0 0.00 0.00
17 4.41 4.41 0 4 102.27 19.97 0.00 0.000 0 1.00 40 0.00 0.00 0.00 1.0000 0.080
3192 1.60 13.99 15.17 0 0.00 0.00 0 0 0.00 0.00
18 3.95 3.95 0 4 99.05 23.92 0.00 0.000 0 1.00 40 0.00 0.00 0.00 1.0000 0.0810
127 1.94 14.33 15.29 0 0.00 0.00 0 0 0.00 0.00
19 3.60 3.60 0 4 96.95 27.52 0.00 0.000 0 1.00 40 0.00 0.00 0.00 1.0000 0.0816
345 2.25 14.63 15.41 0 0.00 0.00 0 0 0.00 0.00
20 3.91 3.91 0 4 98.50 31.43 0.00 0.000 0 1.00 40 0.00 0.00 0.00 1.0000 0.0822
989 2.59 14.97 15.54 0 0.00 0.00 0 0 0.00 0.00
21 2.53 2.53 0 4 92-98 33.96 0.00 0.000 0 1.00 40 0.00 0.00 0.00 1.0000 0.0827
228 2.81 15.20 15.63 0 0.00 0.00 0 0 0.00 0.00
22 2.62 2.62 0 4 93.25 36.58 0.00 0.000 0 1.00 40 0.00 0.00 0.00 1.0000 0.0831
569 3.04 15.43 15.72 0 0.00 0.00 0 0 0.00 0.00
23 2.71 2.71 0 4 93.43 39.29 0.00 0.000 0 1.00 40 0.00 0.00 0.00 1.0000 0.0836
007 3.28 15.67 15.82 0 0.00 0.00 0 0 0.00 0.00
24 2.71 2.71 0 4 93.43 42.00 0.00 0.000 0 1.00 40 0.00 0.00 0.00 1.0000 0.0840
393 3.53 15.92 15.92 0 0.00 0.00 0 0 0.00 0.00

DOMINION PASS

DATE 03/05/95

45

40 -

35 -

30 -

25 -

20 -

1 5

10

5

0 v v v v v v v v v v v v v
0 10 20 30 40 50 60 70 80 90 100

TIME-KT
CONT'D RESULTS PM-10 DATA A UNCON. POTENTIAL 17 180-J RESULTS

DATE 03/06/95
DOMINON
KT 51.45 EFF - - - - - - - > 99.MW CEunc 20.82595 EIR BF. 0.00 HRS BF 0.00
Sb 0.4047804 %EFF/C 0.2929607 FIR BF 0.00 FHRS BF = HRS
Si 0.2861956 Sp 0.0000000 EKF BF 0.00 KT BF 0.00
PASS-0
K KD Ci ECi KT EK/seq IR EIR HFIS Fr Tf FIR EKF FHRS Ffr SL HVi E HVi HVT
Kc HviC EHviC #Cc T' CT-C' EK/seqC
B. F. N/A N/A N/A N/A 0.00 N/A N/A 0.000 0 0.00 - 0.00 0.00 0.00 0.0000 N/A
N/A N/A N/A
1 1.16 0.11 0 1 27.84 1.16 0.01 0.010 I 0.10 40 0.01 0.00 1.00 0.0986 0.028227
3 0.03 0.03 10.19 0 0.00 0.00 0 0 0.00 0.00
2 1.73 0.00 0 2 40.95 1.73 0.07 0.080 0 0.00 40 0.08 0.00 0.00 0.0000 0.000000
0 0.00 0.03 6.25 1 0.00 0.00 1 1 0.00 1.73
3 1.59 0.00 0 2 37.87 3.32 0.02 0.105 0 0.00 40 0.11 0.00 0.00 0.0000 0.000000
0 0.00 0.03 6.05 1 0.00 0.00 1 1 0.00 3.32
4 2.01 0.00 0 2 46.69 5.33 0.01 0.190 0 0.00 40 0.19 0.00 0.00 0.0000 0.000000
0 0.00 0.03 5.80 1 0.00 0.00 I 1 0.00 5.33
5 1.82 0.00 0 2 42.89 7.15 0.00 0.190 1 0.00 40 0.19 0.00 1.00 0.0000 0.000000
0 0.00 0.03 5.57 1 0.00 0.00 1 1 0.00 7.15
6 2.03 0.00 0 2 46.88 9.18 0.00 0.190 2 0.00 40 0.19 0.00 2.00 0.0000 0.000000
0 0.00 0.03 5.32 0 0.00 0.00 I 1 0.00 0.00
7 1.27 0.00 0 2 33.20 10.45 0.00 0.190 3 0.00 40 0.19 0.00 3.00 0.0000 0.00000
01 0.00 0.03 5.16 0 0.00 0.00 1 1 0.00 0.00
8 1.68 0.00 0 2 40.17 12.13 0.00 0.190 4 0.00 40 0.19 0.00 4.00 0.0000 0.000DO
31 0.00 0.03 4.95 0 0.00 0.00 I I 0.00 0.00
9 1.01 0.00 0 3 29.45 1.01 0.02 0.068 0 0.00 40 0.07 0.00 0.00 O.OODO 0.000000
0 0.00 0.03 3.06 0 0.00 0.00 0 1 0.00 1.01
10 1.10 0.00 0 4 30.80 1.10 0.05 0.070 0 0.00 40 0.07 0.00 0.00 0.0000 0.00000
00 0.00 0.03 1.90 0 0.00 0.00 1 1 0.00 1.10
I 1 0.87 0.00 0 4 27.58 1.97 0.01 0.100 0 0.00 40 0.10 0.00 0.00 0.0000 O.OODO
OOO 0.00 0.03 1.85 1 0.00 0.00 1 1 0.00 1.97
12 1.41 0.00 0 4 34.60 3.38 0.01 0.110 0 0.00 40 0.11 0.00 0.00 0.0000 0.00000
00 0.00 0.03 1.78 1 0.00 0.00 1 1 0.00 3.38
13 1.26 0.00 0 4 32.80 4.64 0.00 0.110 I 0.00 40 0.11 0.00 1.00 0.0000 0.00000
00 0.00 0.03 1.72 1 0.00 0.00 1 1 0.00 4.64
14 1.92 0.00 1 5 40.06 1.92 0.00 0.110 2 0.00 40 0.11 0.00 2.00 0.0000 0.00000
01 0.00 0.03 1.04 0 0.00 0.00 1 1 0.00 0.00
15 1.77 0.00 0 5 38.56 3.69 0.00 0.110 3 0.00 40 0.11 0.00 3.00 0.0002 0.00000
99 0.00 0.03 0.98 0 0.00 0.00 1 1 0.00 0.00
16 5.06 0.01 1 6 68.17 5.06 0.00 0.110 4 0.00 40 0.11 0.00 4.00 0.0017 0.00005
33 0.00 0.03 0.53 1 0.00 0.00 2 1 0.00 5.06
17 4.36 0.03 0 6 62.57 9.42 0.00 0.110 5 0.01 40 0.11 0.00 5.00 0.0061 0.00019
27 0.00 0.03 0.44 1 0.00 0.00 2 1 0.00 9.42
18 4.06 0.06 0 6 60.47 13.48 0.00 0.110 6 0.01 40 0.11 0.00 6.00 0.0143 0.0004
547 0.01 0.04 0.36 1 0.02 0.02 2 1 0.00 13.48
19 4.36 0.11 0 6 62.27 17.84 0.00 0.110 7 0.03 40 0.11 0.00 7.00 0.0263 0.0008
424 0.02 0.05 0.28 1 0.06 0.06 2 1 0.00 17.84
20 3.09 0.13 0 6 55.92 20.93 0.00 0.110 8 0.04 40 0.11 0.00 8.00 0.0414 0.0013
370 0.03 0.06 0.23 1 0.12 0.12 2 1 0.00 20.93
21 0.49 0.03 0 6 45.52 21.42 0.00 0.110 9 0.06 40 0.11 0.00 9.00 0.0589 0.0019
067 0.04 0.07 0.23 1 0.18 0.18 2 1 0.00 21.42
22 1.04 0.08 0 6 47.17 22.46 0.00 0.110 10 0.08 40 0.11 0.00 10.00 0.0782 0.
0025364 0.06 0.09 0.22 1 0.26 0.26 2 1 0.00 22.46
23 3.65 0.36 0 6 52.19 26.11 0.00 0.110 1 1 0.10 40 0.11 0.00 11.00 0.0986 0.
0032226 0.08 0.12 0.17 0 0.00 0.26 2 1 0.26 0.00
24 2.71 0.32 0 6 28.82 0.00 0.12 40 12.00 0.1196 0.0039311 0.11 0.15 0.15 0 0
.00 0.26 2 1 0.26 0.00

DOMINION PASS

DATE 03/06/95

22

20

1 8

16

1 4

12

1 0

8

6

4

2

0 11" "7 LZ
IV
w v W
0 10 20 30 40 50 60

TIME-KT

CONT'D RESULTS PM-10 DATA A UNCON. POTENTIAL v 180-J RESULTS

DATE 03/07/95
DOMINON
KT 133.75 EFF ------- > 97.31282 CEunc 58.73983 EIR BF. 0.1 I HRS BF 12.00

Sb 0.4391763 %EFF/C 0.2046847 FIR BF 0. I 1 FHRS BF - HRS
Si 0.3492836 Sp 0.0000000 EKF BF 0.00 KT BF 51.45
PASS-0
K KD Ci ECi KT EK/seq IR EIR HRS Fr Tf FIR EKF FHRS Ffr SL HVi EHVi HVT
Kc HviC EHviC #Cc T' CT-C' EK/seqC
B.F. N/A N/A N/A N/A 51.45 N/A N/A 0.110 12 0.12 - 0.11 0.00 12.00 0.1196 N/A
N/A N/A N/A
1 3.70 3.24 0 1 88.80 3.70 0.01 0.019 13 0.88 40 0.02 0.00 13.00 0.8769 0.3062
836 1.13 1.13 37.11 0 0.00 0.00 0 0 0.00 0.00
2 3.28 0.00 0 2 79.14 3.28 0.07 0.088 0 0.00 40 0.09 0.00 0.00 0.0000 0.000000
0 0.00 1.13 23.44 0 0.00 0.00 I 0 0.00 3.28
3 4.33 0.00 0 2 102.24 7.81 0.02 0.101 0 0.00 40 0.10 0.00 0.00 0.0000 0.00000
00 0.00 1.13 22.80 0 0.00 0.00 0 0 0.00 4.33
4 4.51 0.00 1 3 106.02 4.51 0.01 0.190 0 0.00 40 0.19 0.00 0.00 0.0000 0.00000
00 0.00 1.13 14.43 0 0.00 0.00 1 0 0.00 4.51
5 3.44 0.00 0 3 84.82 7.95 0.00 0.190 I 0.00 40 0.19 0.00 1.00 O.ODOO 0.000000
0 0.00 1.13 14.09 0 0.00 0.00 1 0 0.00 0.00
6 3.94 0.00 0 3 94.12 11.89 0.00 0.190 2 0.00 40 0.19 0.00 2.00 0.0002 0.00003
10 0.00 1.13 13.70 0 0.00 0.00 I 0 0.00 0.00
7 3.57 0.01 0 3 87.46 15.46 0.00 0.190 3 0.00 40 0.19 0.00 3.00 0.0035 0.00052
47 0.01 1.14 13.35 0 0.00 0.00 1 0 0.00 0.00
8 1.60 0.02 1 4 53.97 1.60 0.00 0.190 4 0.01 40 0.19 0.00 4.00 0.0145 0.001367
9 0.00 1.14 8.77 0 0.00 0.00 1 0 0.00 0.00
9 3.30 0.00 0 5 81.17 3.30 0.02 0.068 0 0.00 40 0.07 0.00 0.00 0.0000 0.000000
0 0.00 1.14 5.84 0 0.00 0.00 0 0 0.00 3.30
10 3.82 0.00 0 6 85.97 3.62 0.05 0.070 0 0.00 40 0.07 0.00 0.00 0.0000 0.00000
00 0.00 1.14 4.03 0 0.00 0.00 1 0 0.00 3.62
1 1 3.00 0.00 0 6 77.29 6.62 0.01 0.100 0 0.00 40 0.10 0.00 0.00 0.0000 0.0000
000 0.00 1.14 3.95 0 0.00 0.00 0 0 0.00 3.00
12 1.30 0.00 0 6 55.19 7.92 0.01 0.110 0 0.00 40 0.11 0.00 0.00 O.ODDO O.OODOO
OO 0.00 1.14 3.91 0 0.00 0.00 0 0 0.00 0.00
13 3.59 0.00 1 7 82.67 3.59 0.00 0.110 1 0.00 40 0.11 0.00 1.00 0.0001 0.00000
14 0.00 1.14 2.84 0 0.00 0.00 0 0 0.00 0.00
14 8.37 0.06 1 8 135.25 8.37 0.00 0.110 2 0.01 40 0.11 0.00 2.00 0.0074 0.0001
195 0.00 1.14 2.13 0 0.00 0.00 0 0 0.00 0.00
15 9.65 0.37 1 9 148.05 9.65 0.00 0.110 3 0.04 40 0.11 0.00 3.00 0.0381 O.OD03
970 0.00 1.15 1.70 0 0.00 0.00 0 0 0.00 0.00
16 10.57 0.91 0 9 156.33 20.22 0.00 0.110 4 0.09 40 0.11 0.00 4.00 0.0863 0.0
009204 0.02 1.16 1.64 0 0.00 0.00 0 0 0.00 0.00
17 10.16 1.43 0 9 153.05 30.38 0.00 0.110 5 0.14 40 0.11 0.00 5.00 0.1408 0.0
015354 0.05 1.19 1.59 0 0.00 0.00 0 0 0.00 0.00
18 10.17 1.99 0 9 153.12 40.55 0.00 0.110 6 0.20 40 0.11 0.00 6.00 0.1952 0.0
021724 0.09 1.23 1.55 0 0.00 0.00 0 0 0.00 0.00
19 8.90 2.19 0 9 145.50 49.45 0.00 0.110 7 0.25 40 0.11 0.00 7.00 0.2465 0.002
7897 0.14 1.28 1.54 0 0.00 0.00 0 0 0.00 0.00
20 7.92 2.33 0 9 140.60 57.37 0.00 0.110 8 0.29 40 0.11 0.00 8.00 0.2937 0.003
3705 0.19 1.34 1.53 0 0.00 0.00 0 0 0.00 0.00
21 6.21 2.09 0 9 133.76 63.58 0.00 0.110 9 0.34 40 0.11 0.00 9.00 0.3365 0.003
9033 0.25 1.39 1.54 0 0.00 0.00 0 0 0.00 0.00
22 6.04 2.27 0 9 133.25 69.62 0.00 0.110 10 0.38 40 0.11 0.00 10.00 0.3753 0.0
043959 0.31 1.45 1.55 0 0.00 0.00 0 0 0.00 0.00
23 6.38 2.62 0 9 133.93 76.00 0.00 0.110 11 0.41 40 0.11 0.00 11.00 0.4102 0.0
048544 0.37 1.51 1.56 0 0.00 0.00 0 0 0.00 0.00
24 6.20 2.74 0 9 133.75 82.20 0.00 0.110 12 0.44 40 0.11 0.00 12.00 0.4418 0.0
052784 0.43 1.58 1.58 0 0.00 0.00 0 0 0.00 0.00

I

M- --m - @l

DOMINION PASS

DATE 03/041/95

70

60 -

50 -

40 -

30 -

20 -

10 -

0 v v 11 v v Ivv v
0 20 40 iv 6' v 8 0 1 00 v 1 20 1 @o
1 0 30 50 70 90 11 0 130

TIME-KT
+ CONT'D RESULTS

PM-10 DATA A UNCON. POTENTIAL '7 1 80-J RESULTS

DATE 03/08/95
DOMINON
KT 223.13 EFF ------- > 78.68831 CEunc 99.91532 EIR BF. 0.00 HRS BF 0.00
Sb 0.4477897 %EFF/C 0.1386644 FIR BF o.oo FHRS BF = HRS
Si 0.3856972 Sp 0.0000000 EKF BF 0.00 KT BF 0.00
PASS-0
K KD Ci ECi KT EK/seq IR EIR HFtS Fr Tf FIR EKF FHRS Ftr SL HVi EHVi HVr
 Kc HviC EHviC *Cc T' CT-C' EK/seqC
B.F. N/A N/A N/A N/A 0.00 N/A N/A 0.000 0 0.00 - 0.00 0.00 0.00 0.0000 N/A N
/A N/A N/A
1 6.25 6.25 0 0 150.00 6.25 0.00 0.000 0 1.00 40 0.00 0.00 0.00 1.0000 0.44778
97 2.80 2.80 99-92 0 0.00 0.00 0 0 0.00 0.00
2 5.91 5.91 0 0 142.18 12.16 0.00 0.000 0 1.00 40 0.00 0.00 0.00 1.0000 0.4477
897 5.45 5.45 99-92 0 0.00 0.00 0 0 0.00 0.00
3 5.77 5.77 0 0 139.10 17.93 0.00 0.000 0 1.00 40 0.00 0.00 0.00 1.0000 0.4477
897 8.03 8.03 99.92 0 0.00 0.00 0 0 0.00 0.00
4 6.00 6.00 1 1 143.93 6.00 0.00 0.000 0 1.00 40 0.00 0.00 0.00 1.0000 0.28787
75 1.73 9.76 58.28 0 0.00 0.00 0 0 0.00 0.00
5 8.75 6.75 0 1 158.93 12.75 0.00 0.000 0 1.00 40 0.00 0.00 0.00 1.0000 0.2925
118 3.73 11.76 59.13 0 0.00 0.00 0 0 0.00 0.00
6 7.21 7.21 0 1 167.67 19.96 0.00 0.000 0 1.00 40 0.00 0.00 0.00 1.0000 0.2973
137 5.93 13.96 60.03 0 0.00 0.00 0 0 0.00 0.00
7 6.27 8.27 0 1 150.75 26.23 0.00 0.000 0 1.00 40 0.00 0.00 0.00 1.0000 0.3013
687 7.90 1.5.93 60.80 0 0.00 0.00 0 0 0.00 0.00
8 7.30 0.00 1 2 168.26 7.30 0.03 0.030 0 0.00 40 0.03 0.00 0.00 0.0000 0.00000
00 0.00 15.93 43.51 0 0.00 0.00 I 0 0.00 7.30
9 7.90 0.00 0 3 177.86 7.90 0.08 0.110 0 0.00 40 0.11 0.00 0.00 O.OODO 0.00000
00 0.00 15.93 32.80 0 0.00 0.00 2 0 0.00 7.90
10 8.40 0.02 0 3 185.36 16.30 0.00 0.110 I 0.00 40 0.11 0.00 1.00 0.0028 0.000
3594 0.01 15.94 32.12 0 0.00 0.00 2 0 0.00 0.00
I 1 9.40 0.50 0 3 199.36 25.70 0.00 0.110 2 0.05 40 0.11 0.00 2.00 0.0530 0.00
69234 0.18 16.11 31.48 0 0.00 0.00 2 0 0.00 0.00
12 10.40 1.47 0 3 212.36 36.10 0.00 0.110 3 0.14 40 0.11 0.00 3.00 0.1411 0.01
88308 0.68 16.61 31.03 0 0.00 0.00 2 0 0.00 0.00
13 9.80 2.26 0 3 205.16 45.90 0.00 0.110 4 0.23 40 0.11 0.00 4.00 0.2302 0.031
3115 1.44 17.37 30.85 0 0.00 0.00 2 0 0.00 0.00
14 11.09 3.42 0 3 219.35 56.99 0.00 0.110 5 0.31 40 0.11 0.00 5.00 0.3088 0.04
28531 2.44 18.38 30.75 0 0.00 0.00 2 0 0.00 0.00
15 13.05 4.90 0 3 238.95 70.04 0.00 0.110 6 0.38 40 0.11 0.00 6.00 0.3756 0.05
32777 3.73 19.67 30.69 0 0.00 0.00 2 0 0.00 0.00
16 15.38 6.64 0 3 259.92 85.42 0.00 0.110 7 0.43 40 0.11 0.00 7.00 0,4320 0.06
27473 5.36 21.29 30.67 0 0.00 0.00 2 0 0.00 0.00
17 15.22 0.00 0 4 258.64 15.22 0.01 0.026 0 0.00 40 0.03 0.00 0.00 0.0000 0.00
00000 0.00 21.29 26.25 0 0.00 0.00 0 0 0.00 15.22
18 13.50 0.00 0 5 246.60 13.50 0.02 0.030 0 0.00 40 0.03 0.00 0.00 0.0000 0.00
00000 0.00 21.29 23.86 0 0.00 0.00 0 0 0.00 0.00
19 11.27 0.00 0 6 233.22 11.27 0.03 0.070 0 0.00 40 0.07 0.00 0.00 0.0000 0.00
00000 0.00 21.29 22.61 0 0.00 0.00 1 0 0.00 11.27
20 12.75 0.00 0 7 240.62 12.75 0.19 0.280 0 0.00 40 0.28 0.00 0.00 0.0000 0.00
00000 0.00 21.29 21.90 0 0.00 0.00 2 0 0.00 12.75
21 8.44 0.00 0 8 223.38 8.44 0.19 0.500 0 0.00 40 0.50 0.00 0.00 O.ODOO 0.0000
000 0.00 21.29 21.58 0 0.00 0.00 3 0 0.00 8.44
22 8.75 0.00 0 9 224.31 8.75 0.09 0.780 0 0.00 40 0.78 0.00 0.00 0.0000 0.0000
000 0.00 21.29 21.41 0 0.00 0.00 4 0 0.00 8.75
23 8.82 0.00 0 9 224.45 17.57 0.00 0.780 1 0.00 40 0.78 0.00 1.00 0.0000 O.ODD
OOOO 0.00 21.29 21.35 0 0.00 0.00 4 0 0.00 0.00
24 7.50 0.00 0 9 223.13 25.07 0.00 0.780 2 0.00 40 0.78 0.00 2.00 0.0000 0.000
0000 0.00 21.29 21.29 0 0.00 0.00 4 0 0.00 0.00

I

. . . 1.
!UAL-, -- I - .....- MMMMF@

--- NW

DOMINION PASS
DATE 03/08/95
110

100 -

90 -
80 -
70 -
Cf)
60 -

< 50 -
0
u
40 -
30 -

20 -
10 -
0 177 7-7 177 77 177 V7 V7
v VI v vVI v v v VI VI v v
n 200 240
0 40 8 0 120 'I 1
20 60 100 1 40 1 80 220

TIME-KT
+ CONT'D RESULTS
PM-10 DATA A UNCON. POTENTIAL 17 180-J RESULTS